

Albert “Bert” Murch



Born March 8, 1922 on his Mom and Dad's chicken farm. in South Casco, Maine. Bert an avid outdoorsman enjoying fishing (Tied his own flies) and hunting all his life. Once again he shot his deer this past season. He used to guide fishermen on Sebago Lake by rowing them while they fished. He worked hard growing up on the chicken farm as well as working for a local lumber mill and raking rocks on town roads.

Bert attended South Casco grammar school, a one room schoolhouse. After graduating from grammar school he attended Fryeburg Academy in Fryeburg, Maine. He maintained his "A" average in addition to excelling in Baseball, Basketball and Football. At graduation he received both the top academic and athletic award.

After graduating from Fryeburg Academy he attended the University of Maine in Orono. However, because of the war he left to join the Army Infantry later switching to the Army Air Corp. While stationed in Alabama he went to the USO and met his wife to be Lela (Betty Buck) and they were married April 7th 1945. While in the Air Corp he flew B 17s and B 29s and at the end of the war was given the choice of going home or going to Japan. Needless to say he chose home and returned to the University of Maine graduating with a degree in Agricultural Engineering and Civil Engineering.

In 1947 he and Betty moved to Presque Isle built a home and went to work for Maine Potato Growers.

In 1951 Bert and Betty moved to Auburn, Maine and he was employed with G.A. Peterson as a Manager.

Bert was then hired by W.D. Matthews and subsequently hired as the Manager of Auburn Tractor Company. While working for Auburn Tractor Company Bert became interested in selling life insurance and became affiliated with Fidelity Mutual Insurance Company. Because of his success he attracted the attention of Jim Longley and joined Jim at Longley Associates in 1961. Once again Bert rose to the top and became a life member of the New England Life Leaders Club, a member of the Million Dollar Round Table, a member of the Aetna Leaders Club and an annual winner of the Client Service Award along with many other awards. Bert also served as President of the Androscoggin Underwriters Association as well as President of the State Underwriters Association.

While at Longley Associates he formed the partnership of Murch and Dyer associates which he remained with until his retirement.

Bert was a member of the Lewiston Auburn Rotary Club and served as President. Rotary International had always been a "men's only" club, Bert holds the distinction of being the first Rotary President to include women in its club membership.

Bert and Betty moved from Auburn to 171 Patten Road in Greene in 1970 and have remained there ever since.

Bert served on the Greene School Board for several terms as well as a director and treasurer of the Sawyer Memorial Foundation for 17 years. Additionally, he served several terms as President of the Greene Senior Citizens and donated land to the Town of Greene for athletic fields and is now known as "Murch Field". Bert was also an Election Clerk for the Town after his retirement. Thank you Bert for your dedication to the Town of Greene.

INDEX

Preserve This Report	Inside Front Cover
Cover Credit	Inside Front Cover
Dedication	1
Index	2
Town of Greene Officials	3
List of Committees	4-5
Board of Selectmen Report	6
Representative Steve Wood	7
Senator Garrett Mason	8
County, State, Federal Officials	9
Governor Paul R Lepage	10
Representative Bruce Poliquin	11
Seator Susan M Collins	12
Senator Angus S King Jr	13-14
RSU52 Superintendent Dr Henry Aliberti	15
Town Manager Report	16
2013 Municipal Assessment	17-18
2013 Appropriations	19
Treasurer's Report	20-26
Tax Collector Report	27-34
Town Clerk & Registrar	37
Municipal Agent Report	38
Inland Fisheries Agent Report	39
Animal Control Report	40
Code Enforcement Officer Report	41
Solid Waste Report	42
Greene Volunteer Fire Department Report	43
Planning Board	44
Appeals Board	44
Valley Cemetery Association Report	45
Julia Adams Morse Library Report	46
Julia Adams Morse Library Trial Balance	47
Friends of Julia Adams Morse Library	48
Ella Augusta Thompson Fund Report	49
Ella Augusta Thompson Trust Fund Portfolio Summary	50
Greene Bicentennial & Community Scholarship Report	51
Greene Historical Society	52
Greene Historical Society Treasurer's Report	53
WGLT TV7 Report	54
Greene Village Day	55-56
Greene Village Day Financial	57
Special Note	A
Budget Summry	B-C
2013 Town Meeting Warrant	D-R
Real Estate Valuation Listing	58-99
Personal Property Valuation Listing	100-101
Exemption Listing	102
Exemption Explanation	103
Audit Report	104-123
List of Estates	124
Dates to Remember	Inside Back Cover
Telephone Directory	Back Cover

TOWN OF GREENE OFFICE

220 Main Street P O Box 510
Greene, Maine 04236-0510
Telephone Number 207-946-5146
Fax Number 207-946-2102
E-Mail tmgreene@fairpoint.net
Web Site www.townofgreene.net
Hours Mon 8am – 8pm Tue-Fri 8am – 4:30pm

OFFICIALS

Town Manager

Charles A. Noonan
Town Clerk ~ Treasurer
Road Commissioner ~ Tax Collector
General Assistance Administrator

Assistants to Town Manager

Sally Ann Hebert
Deputy Town Clerk
Assistant Treasurer
Deputy Tax Collector
Registrar of Voters

Susan S Buzzell
Assistant Town Clerk
Deputy Treasurer
Assistant Tax Collector
Deputy Registrar of Voters

Carol E Buzzell
Assistant Town Clerk
Inland Fisheries & Motor Vehicle Agent
Assistant Tax Collector
Assistant Treasurer
Deputy Registrar of Voters
Webmaster

Fire Chief ~ Fire Warden

Bruce Sanford
Todd Leclerc, Assistant Chief

Emergency Management Director

Charles Noonan

911 Addressing Coordinator

Kenneth Pratt

Selectmen, Assessors, &

Overseers of Poor

Ronald I Grant, Chairman 2016
Kevin S Mower 2018
Donald R Bedford 2016
Glenn Chateauvert 2017
Anthony Reny 2017

Animal Control Officer

Wendell Strout, Jr

Road Foreman

Bruce Tufts resigned
Robert Dulac
Gary Bedford, Assistant

Code Enforcement Officer

Ken Pratt

Plumbing Inspector

Ken Pratt

Health Officer

Gayle Farris 2017

M.S.A.D. # 52

Superintendent

Dr Henry Aliberti

M.S.A.D. # 52

Directors

Diana Morgan 2016
John Soucy 2018
Jon Woodard 2017

COMMITTEES 2015

Appeals Board

Michael Albert, 2019	Kevin Mower, BOS REP	Phil Lavoie 2020
Steve Lebrun, Chair 2018	George Farris Jr 2017	
	Wendell Strout 2016	

Budget Committee

	Anthony Reny, BOS REP(V)	
Brent Armstrong	Holly Ewing	Steve Goulet
Robin Healey	Robert Hodgkins	Phil Lavoie
Daniel Moreau, Chair	Philippe Moreau	Bruce Tufts
	Freeland Witham	

Cable TV

	Donald Bedford, BOS REP	
Joanne Boyington	Richard Clark	Sally Ann Hebert, Chair
	Michael Stephanak	

Capital Improvement

	Kevin Mower, BOS REP (V)	
Carol Buzzell	George Farris, Jr	Steve Goulet
Peter Jolicoeur	Phil Lavoie	David Lepage
Dan Moreau	Philippe Moreau	Charlie Noonan
	Bruce Tufts	

Comprehensive Plan

	Glenn Chateauvert, BOS REP	
Thomas Crosby	Rachel Goulet	Steve Goulet
David Lepage	Judy Marden	Anthony Reny
Mitchell Ross	Steve Royer	

Conservation Commission

	Glenn Chateauvert. BOS REP (V)	
Annette Roy 2016	Vacant 2015	Tony Reny 2015
Vacant 2014	Jeff Levesque 2016	Vacant 2014
Vacant, Assoc 2014	Vacant, Assoc 2014	

Constables

Lucien Asselin	Harry Darling	Harry Gorman
----------------	---------------	--------------

Greene Community Scholarship Committee

	BOS REP (V)	
Carol Buzzell, Chair	Christos Gianopoulos	Sara Knowlton
Judy Marden	Annette Roy	Cheryl Ward

Greene Village Day Celebration

	Anthony Reny, BOS REP	
Bryon Boyington	Joanne Boyington, Chair	Dick Clark
Glen Chateauvert	Jodie Hallowell	Uriah Merrick
Lois Towle	Robert Towle	

COMMITTEES 2015
Greene Volunteer Fire Department Benevolent Fund

BOS REP (V)

Barbara Bubier

Phil Lavoie

Bruce Sanford

Julia Adams Morse Library

Susan Allison 2018

Christine Gianoupoulos 2020

Margaret Gardner 2017

Evelyn Hodgdon 2019

Patricia Rose 2016

Parks & Recreation Committee

Tony Reny BOS REP

Bruce Tufts, Chair

Glenn Chateauvert

Vacant

Shawn Lavigne

Andre Leblanc

Wendell Strout Jr

Planning Board

Donald Bedford, BOS REP

Robert Stevens, 1st Assoc 2016

Byron Boyington 2016

Robert Hodgkins 2016

Peter Jolicoeur, Secretary 2018

Mark Randall 2016

GeorgeSchott 2017

Vacant 2015 2nd Assoc

John Bennett 1st Assoc 2016 Resigned

Sabattus Lake Dam Commission

Glenn Chateauvert, BOS REP (V) 2014

Walter White 13

Brent Armstrong 15

Solid Waste

Anthony Reny BOS REP (V)

Kevin Berry

Bryon Boyington

Holly Ewing

Matt Higgins

Robert Hodgkins

Dan Moreau, Chair

Marc Theriault

Adam Varney

Ella A Thompson Committee

Sandra Bubier 2018

John Fogg 2018

Donald Rose 2017

Carol Springer 2016

Ellen Wood 2017

* Resigned

** Deceased

If you are interested in serving on any of these committees

An application is available at the Town Office.

We wish to thank the dedicated volunteers who have served many hours to their community.

Board of Selectmen Report

To the Citizens of the Town of Greene,

The 2016 annual town meeting is here. It seems just like yesterday we were adjourning the 2015 meeting. Those of you who have never attended your town meeting are missing the opportunity to take part in the purest form of democracy in America. The annual town meeting is where approximately 40% of your tax bill is determined. The rest of your bill, the majority of it, is determined by the annual budget vote for SAD 52 usually held in June. To take part in that process you must attend and vote in person. Then voting in the validation process at the ballot box on a given date in our town office.

Last year's meeting voters approved purchase of a new 1 ½ ton truck for the highway department which has been purchased and placed into service. The budget presented includes purchase of a new lawn mower to mow the town properties. Trading in our tractor for that purchase, we will then contract the roadside mowing to a company that uses a better process than the sickle bar mower we have been using for the last 15 plus years. The budget also includes seed money for the town to start exploring ideas on how to replace our town garage. We have outgrown that facility which also needs a lot of upgrades for our highway crew to continue to maintain and repair our equipment.

Please take part in our election process for two members of the board of selectmen and one member of the SAD 52 board of directors. The secret ballot election will be held Friday March 4 8AM-7PM at the town office. The annual meeting will start Saturday March 5 at 9 AM at Greene Central School.

The Board of Selectmen would like to thank all of our dedicated town employees and the many volunteers who make our town the wonderful place we call home. .

On a personal note I would like to thank the citizens of Greene for the opportunity to serve on the Board of Selectmen for the past 21 years. I have decided not to run for reelection as I have retired and plan to do some traveling and feel I will not be able to serve the voters in the manner they should expect. Serving the community in which I live has been an enlightening as well as a learning experience which I will not soon forget.

Sincerely,



Ronald I Grant
Chairman Board of Selectmen



HOUSE OF REPRESENTATIVES

2 STATE HOUSE STATION
AUGUSTA, MAINE 04333-0002
(207) 287-1440
TTY: (207) 287-4469

Stephen J. Wood

P.O. Box 927
Sabattus, ME 04280
Cell Phone: (207) 740-3723
Steve.Wood@legislature.maine.gov

January 2016

Town of Greene
220 Main Street
Greene, ME 04236

Dear Friends and Neighbors,

It is an honor to serve you as your State Representative for House District 57. After a challenging first session in 2015, I look forward to working through the second session energized by what I was able to accomplish last year. It is my privilege to be your voice at the Capitol and I can assure you I will continue to work carefully and diligently on your behalf.

Currently I serve on the Joint Standing Committee on Inland Fisheries and Wildlife committee for the 127th Legislature. This committee oversees the Department of Inland Fisheries and Wildlife; inland fisheries and wildlife research and management; hunting; fishing; trapping; hunter safety; fish hatcheries; game wardens; guides; ATVs; snowmobiles; watercraft registration, boat safety and more.

To do my job well, I will continue to send legislative updates e-mailed weekly throughout the year to all who would like to stay informed as to current state news. If you wish to receive these updates, please contact me at woodysnavy@gmail.com.

Again, thank you for giving me the honor of serving you in Augusta!

Sincerely,

A handwritten signature in cursive script that reads "Stephen J. Wood".

Stephen J. Wood
State Representative



Annual Report to the Town of Greene

A Message from Senator Garrett Mason

Dear Friends and Neighbors:

I would like to thank you for the opportunity to represent Greene in the Maine Senate during the past five years. It has been an honor to work on your behalf to make our state an even better place to live, work and conduct business.

Legislators considered a number of bills last year that would have tightened spending and eligibility for Maine's welfare system. It has always been a priority of mine to reform our state's welfare programs to target the elderly, disabled, and those truly in need. Although the Senate approved many of the proposed changes, most of the initiatives were killed in the House. One change we were able to make addresses fraudulent use of benefits. This past year, the Department of Health and Human Services expanded its welfare fraud investigative unit, which addresses more than 3,000 allegations of abuse every year. Lawmakers changed the law so a person who makes a false statement in order to obtain municipal general assistance is now guilty of a Class E crime and is ineligible to receive further welfare assistance for a period of 120 days or until the benefits received are reimbursed, whichever period is longer. It's a step in the right direction and it is my hope that we continue to make more changes to reform our welfare system.

During the second session of the Legislature, we need to make progress towards addressing the cost of energy in this state. There are a number of bills that have been proposed that would change the way our state's energy system works, and as a member of the Energy, Utilities and Technology Committee, I look forward to tackling legislation that would lower your energy costs. I also believe that working to provide support to areas hard-hit by recent mill closings should be a focus of the 2016 session.

One issue that will be at the forefront of discussion this year in Augusta is legislation aimed at tackling the state's drug crisis. Lawmakers are currently debating legislation that proposes to hire more drug agents and expand substance abuse treatment. The bill, which would dedicate \$4.9 million to this problem, would fund 10 additional investigator positions within the Maine Drug Enforcement Agency and direct the state to open a drug detoxification facility in northern or eastern Maine. It also seeks to fund projects run by jails or local law enforcement agencies to help drug users connect with community-based treatment and recovery programs.

Again, thank you for entrusting me to represent you in Augusta. Please feel free to contact me if you need my help in navigating the state bureaucracy. I can be reached in Lisbon Falls at 577-1521, in Augusta at 287-1505, or by e-mail at Garrett.Mason@legislature.maine.gov.

Sincerely,

Senator Garrett P. Mason

ANDROSCOGGIN COUNTY OFFICIALS

County Commissioner
Randall Greenwood
38 Witherell Road
Wales, Maine 04280
375-7188

Androscoggin Sheriff
Eric Samson
2 Turner St
Auburn, Maine 04210
784-7361

STATE OFFICIALS

Governor
Paul R Lepage
1 State House Station
Augusta, Maine 04330
207-287-3531

State Representative (District 75)
Stephen J Wood
Home: 576 Sawyer Road
Greene, Maine 04236
Telephone 207-740-3723 E-Mail woodysnavy@gmail.com
2 State House Station Augusta, Maine 04333-0002
207-287-1400 (Voice) Rep Steve.Wood@legislature.maine.gov
207-289-4469 (TTY) Toll Free 1-800-423-2900

State Senator (District 17)
Garrett P Mason
Home: 213 Ridge Road
Telephone 207-577-1521 E-Mail garrettpaulmason@gmail.com
3 State House Station Augusta, Maine 04333-0003
207-287-1505 Sen Garrett.Mason@legislature.maine.gov
207-287-1583 (TTY) Toll Free 1-800-423-6900

WASHINGTON OFFICIALS

Representative to Congress (District 2)
Bruce Poliquin
Local Office: 179 Lisbon Street Lewiston, Maine 04240
Telephone 207-784-0768
www.poliquin.house.gov

United State Senator (District 2)
Angus S King, Jr
Local Office: 4 Gabriel Drive Suite 1 Augusta, Maine 04330
Telephone 207-622-8292
www.king.senate.gov

Susan Collins
Local Office: 55 Lisbon St Lewiston, Maine 04240
Telephone 207-784-6969
www.collins.senate.gov



STATE OF MAINE
OFFICE OF THE GOVERNOR
1 STATE HOUSE STATION
AUGUSTA, MAINE
04333-0001

Paul R. LePage
GOVERNOR

Dear Citizens of Greene:

Maine has a long tradition of civil participation in both state and local government, and I thank you for being informed and involved citizens.

My vision for Maine is prosperity, not poverty. For this reason, one of my top priorities is the reduction and eventual elimination of the income tax. Some are pushing to raise the minimum wage, but I want Mainers to earn a maximum wage. Reducing the income tax is the biggest and most immediate pay raise for all hard-working Mainers.


Not only does an income tax cut put more money back in your pockets, but it will also attract businesses that can offer good-paying careers to keep our young people here in Maine. It shows the nation that we are serious about wanting people and businesses to come—and stay—in Maine.

Another of my priorities is to lower the cost of student debt in Maine. If young people are struggling with too much student debt, they are unable to afford homes or vehicles. We are now offering programs to help them lower their debt, stay in Maine, begin their careers and start families.

To provide good-paying jobs for our young people, we must also work hard to reduce our energy costs. High energy costs are a major factor in driving out manufacturers, mills and other businesses that need low-cost electricity. I am committed to lowering the cost of energy, not only to attract job creators, but also to allow Maine people to heat and power their homes affordably and effectively.

And finally, we are making progress to address the drug pandemic in our state. It is my most important duty to keep the Maine people safe. While education, treatment and prevention efforts are important, we must get the dealers off the streets. I am pleased the Legislature has finally agreed to fund my proposal for more drug agents to stem the supply of deadly opiates flowing into our communities, but our law enforcement agencies are still understaffed. We must do more.

It is a pleasure serving as your Governor. If ever I can be of assistance to you or if you have any questions or suggestions, I encourage you to contact my office by calling 287-3531 or by visiting our website at www.maine.gov/governor.

Sincerely,

Paul R. LePage
Governor



PRINTED ON RECYCLED PAPER

PHONE: (207) 287-3531 (Voice)

TTY USERS CALL 711
www.maine.gov

FAX: (207) 287-1034

Town of Greene
220 Main Street
Greene, ME 04236

Dear Friends,

This past year—my first as your Congressman in the U.S. House of Representatives—I am proud to have supported Maine families, local businesses and communities by working hard with Republicans and Democrats to promote policies that will preserve and create jobs and lower energy costs. I have worked to ensure our Veterans and active military members have the services they have earned and deserve, protected the individual rights and liberties they have fought for, and strengthened our national security to keep Americans safe and free.

I have fought tooth and nail to protect and create jobs for Maine. I stood up against the Washington political establishment, including Congressional leadership, to oppose granting fast-track authority to the President, a policy that allows him to facilitate massive international trade agreements that are unfair to American businesses, especially those in Maine. I am also extremely proud to have led the charge in successfully ending unfair and job-killing Canadian subsidies and to win a major victory for Maine by pushing into law a provision that will continue the FDA's use of paper inserts, efforts that combined to preserve hundreds of traditional Maine papermaking jobs.

As a proud member of the Military Veterans Caucus, I have been fighting for our Veterans by supporting several bills to increase funding for Veterans' health programs and hold the VA accountable. I also am proud to have introduced my own bill—the Helping Our Rural Veterans Receive Health Care Act—to give our rural Veterans easier access to their earned health care services by letting local hospitals care for them instead of VA centers far from home. I extend my thanks to all who have served.

In this first year, I also had one of my own bills signed into law. My critical and bipartisan Child Support Assistance Act will help children and their families receive legally due support in a timelier manner from delinquent parents. My District offices also helped hundreds of Maine families resolve issues with federal agencies and get the answers, benefits and services they deserved.

There is much more work to be done. Our Great State and Nation face many critical challenges. Please know that I am working hard, every day, to serve you and that I will continue to work here at home and in Washington for our families, local businesses and communities.

If you ever have any concerns or if I can provide assistance, please contact my Congressional Offices in Bangor (942-0583), Lewiston (784-0768), Presque Isle (764-1968) and Washington, DC (202-225-6306), or visit my website at poliquin.house.gov. It is an honor to represent you and our fellow Mainers in Congress.

Best wishes,

A handwritten signature in black ink that reads "Bruce Poliquin". The signature is written in a cursive, slightly stylized font.

Bruce Poliquin
Member of Congress

Dear Friends:

It is an honor to represent Maine in the United States Senate. I am grateful for the trust the people of our State have placed in me and welcome this opportunity to share some key accomplishments from 2015.

Growing the economy by encouraging job creation was and remains my top priority. The tax-relief bill signed into law at the close of last year contains three key provisions I authored to help foster job creation and provide small businesses with the certainty they need to invest, grow, and, most important, hire new workers. Another provision I authored that became law last year gives a boost to both Maine's economy and traffic safety. This provision permanently changed the federal law that previously had forced the heaviest trucks onto our country roads and downtown streets, rather than allowing them to use Maine's federal Interstates. In addition, I was glad to help secure another significant award for the University of Maine's deepwater offshore wind initiative, which has the potential to advance an emerging industry and create thousands of good jobs in our state.

Maine's historic contributions to our nation's defense must continue. In 2015, I secured funding toward a much-needed additional Navy destroyer, likely to be built at Bath Iron Works. Modernization projects at the Portsmouth Naval Shipyard that I have long advocated for were also completed, as were projects for the Maine National Guard.

I was also deeply involved in crafting the new education reform law to better empower states and communities in setting educational policy for their students. The law also extends a program I co-authored that provides additional assistance to rural schools, which has greatly benefitted our state. A \$250 tax deduction I authored in 2002 for teachers who spend their own money on classroom supplies was also made permanent last year.

As a result of a scientific evaluation of the nutritional value of potatoes required by a law that I wrote, the wholesome fresh potato finally was included in the federal WIC nutrition program. I also worked on other issues important to Maine's farmers and growers, including research on wild blueberries and pollinating bees.

As Chairman of the Housing Appropriations Subcommittee, I have made combating veterans' homelessness a priority. This year's housing funding law includes \$60 million for 8,000 new supportive housing vouchers for homeless veterans. Since this program began in 2008, the number of homeless veterans nationwide has dropped by one third. Maine has received nearly 200 vouchers to support homeless veterans.

Last year, I became Chairman of the Senate Aging Committee. My top three priorities for the committee are retirement security, investing more in biomedical research, and fighting fraud and financial abuses targeting our nation's seniors. I advocated for the \$2 billion increase in funding for the National Institutes of Health to advance research on such diseases as diabetes and Alzheimer's. The Senate also unanimously passed my bill to support family caregivers. The Aging Committee's toll-free hotline (1-855-303-9470) makes it easier for senior citizens to report suspected fraud and receive assistance and has already received more than 1,000 calls.

A Maine value that always guides me is our unsurpassed work ethic. As 2015 ended, I cast my 6,072nd consecutive vote, continuing my record of never missing a roll-call vote since my Senate service began in 1997.

I appreciate the opportunity to serve Androscoggin County and Maine in the United States Senate. If ever I can be of assistance to you, please contact my Lewiston state office at 207 784-6969, or visit my website at www.collins.senate.gov. May 2016 be a good year for you, your family, your community, and our state.

Sincerely,



Susan M. Collins
United States Senator

Dear Friends of Greene:

It has been a privilege to serve the State of Maine since being sworn into the U.S. Senate.

Much of my time in Washington this past year has been devoted to the Senate Armed Services Committee and the Select Committee on Intelligence. Protecting our homeland and the people of Maine from terrorism and violence remains one of my top priorities. Through my work on the Armed Services Committee, I was able to secure several provisions in the 2016 National Defense Authorization Act that benefit Maine. The legislation authorizes the construction of an additional DDG-51 Arleigh Burke Class Destroyer that could be built at Bath Iron Works and expands the HUBZone program to stimulate economic growth at former military installations like the former Brunswick Naval Air Station.

Returning control to teachers, school districts, and states has also been a primary concern of mine. I am encouraged that the Every Student Succeeds Act has become law. It eliminates the burdensome requirements of the No Child Left Behind Act and ensures access to a quality education for all students. A provision I helped author in the bill will give states the opportunity to pilot the use of their own proficiency-based assessments in lieu of federally-mandated standardized tests. Also included in the bill are several measures I secured to promote local input, fund education technology initiatives, and explore new strategies to increase student access to the internet outside of school.

Communities across Maine have taken bold action to improve their broadband connectivity, and I have been proud to foster federal support for these types of projects. My amendments to the Every Student Succeeds Act will promote the type of work already occurring in Washington County, where students who lack broadband access are able to check out mobile hotspots from their local libraries. Additionally, a bill I co-sponsored, the Community Broadband Act, helped pave the way for the FCC to enact rules protecting the ability of municipalities to invest in better broadband. I am excited by Maine's leadership on this important economic development issue and will continue to support local efforts in this area.

After extensive negotiations, the Senate passed a five-year transportation bill that will increase highway and transit funding in Maine and provide stability to improve our transportation infrastructure. The legislation contains provisions I cosponsored to cut red tape and improve predictability and timeliness by streamlining the federal permitting process for large infrastructure projects. Also incorporated in this bill are my provisions to relieve financial regulations on Maine's community banks and credit unions and to reauthorize the Export-Import Bank, a critical tool that supports communities and small business across the state.

Following my inquiries in the Energy and Natural Resources Committee, the National Park Service has announced they will begin exploring strategies to allow park visitors to purchase electronic passes online and will pilot the program at Acadia National Park. These passes would improve access to our nation's most treasured landscapes and would generate resources for years to come. I remain deeply engaged in preserving Maine's natural beauty and strengthening our outdoor recreation economy.

It is with solemn responsibility that I have focused my energy addressing the opioid epidemic in Maine. This work includes convening roundtables with a wide-range of health care and law enforcement professionals to combat addiction; introducing a proposal to safely dispose of excess prescription drugs; cosponsoring a

Senate-passed bill that addresses mothers struggling with addiction and the alarming effect it has on newborns; cosponsoring the TREAT Act, which expands the ability of medical specialists to provide life-saving medication-assisted therapies for patients battling heroin and prescription drug addiction; and calling on the Commander of U.S. Southern Command to increase efforts to stop the flow of heroin at our southern border.

I like to think of Maine as a big small town – and in a small town, the leaders are accessible and eager to listen. In that spirit, I've made it a priority to stay connected with people from all over Maine who e-mail, write, and call with suggestions or questions. If I can ever assist in your interaction with a federal agency, or you have thoughts, concerns, or personal input on a matter that is currently before Congress I hope you will contact me, let me know where you stand, and engage in this critical part of democracy. Please call my toll-free line at **1-800-432-1599** or one of my offices: Augusta (207) 622-8292, Presque Isle (207) 764-5124, Scarborough (207) 883-1588, or Washington, D.C. (202) 224-5344. You can also write me on our website at www.king.senate.gov/contact.

As always, I am honored to represent the people of Maine and look forward to working with you for the betterment of our great state.

Sincerely,

A handwritten signature in black ink that reads "Angus S. King, Jr." with a stylized flourish at the end.

Angus S. King, Jr.
United States Senator

Report of Superintendent MSAD 52

January 2016

To All Residents of Greene:

I am pleased to offer my last report as Superintendent of MSAD 52. I will be retiring June 30th of this year after 42 years in public education with 27 of those years in MSAD 52 as a teacher, principal, and superintendent.

I will share with you some information specific to the Greene Central School and the district in general. Last year's report noted that Greene Central School had an interim part-time Assistant Principal. Mr. Nathan Purrington has been hired as the school's part-time assistant principal and he is doing a commendable job.

Safety is of utmost importance at Greene Central. They have completed 8 fire drills, 3 lock down drills and the annual evacuation drill. The Greene Fire Department was a big help with the evacuation drill as they blocked off the road and helped keep our kids safe. The Greene Baptist Church deserves special note as well for allowing the school to use their building as the evacuation site.

The staff at Greene Central School is working hard to ensure that all students are proficient in reading, writing, math and social skills. They have goals in all four areas and work in Professional Learning Communities (PLCs) to review student data and adjust to meet individual student needs. Professional development for teachers in the areas of reading, writing and math has been offered. Staff meetings focus on those four areas as well. PBIS (Positive Behavioral Intervention and Supports) is being utilized to support school-wide behavior. Intervention in both reading and math has been incorporated into the daily schedule so that students who need additional instruction and support can access such.

Energy Performance Contract work is almost complete in the district. The Greene Central School experienced some energy upgrades related to lighting, and heating/ventilation. These improvements will provide cost savings to the district and more importantly create a comfortable environment for teaching and learning.

There is a commitment from Greene residents to offer a strong, viable educational program that prepares students to be productive, contributing citizens. The District remains committed to identifying areas for increased operational efficiencies that will least impact the quality of education for our students. Through the budget process, all positions and programs will be reviewed to determine their viability. Budget workshops will be held in the District and are open to the public.

We will balance efficiency with the promotion of educational programming. The District's mission is to provide academic excellence in a safe, respectful, learning environment. We have an outstanding school system in which we all can be very proud. Our mission is achieved through the unwavering support and commitment from the communities of Greene, Leeds, and Turner. We must collaborate together to make informed decisions based on the best interests of our students. I look forward to seeing you at our upcoming budget meetings and to your participation throughout the budget process.

Sincerely,

Henry J. Aliberti, Jr.

Henry J. Aliberti, Jr.
Superintendent of Schools

Town Managers Report

To the Board of Selectmen and citizens of Greene:

Presented in the following pages is the Annual Report for the Town of Greene, fiscal year ending December 31, 2015. The primary purpose of the Annual Report is to inform the citizens of Greene on the financial condition of the town and to report on the operational aspects as well.

The Fund Balance or surplus at year-end was \$1,002,814, an increase of \$164,965 from the previous year. This increase can be attributed to both an increase in revenues and a decrease in budgeted expenditures from the previous year.

The Selectmen, Budget Committee and departments within the town are mindful of the continued financial conditions confronting all of us this year. The 2016 Selectmen's budget before you represents an increase of \$214,658 from last year's budget reflecting additional funding for paving and increased funding for the Fire Department, Parks and Recreation, County Budget, design/engineering study to determine the best approach to replacing the Public Works Garage and the purchase of land from MSAD 52. Offsetting this to an extent is increased revenues from Excise Tax receipts and other sources of revenues.

At this point in time the diversion of State funding to municipalities entities has stabilized with no ne cuts promulgated. This is a welcome relief from the past several years. State funding to schools is unknown.

As mentioned previously **Article 48** on this years' Annual Town Meeting Warrant requests \$32,000 to conduct a study to design, engineer and prepare bid documents and construction administration of a new Public Works garage. The current garage is undersized, in need of massive repairs and unsuitable for future use. This study would assist a Town Committee to determine the scope and cost of a replacement facility in anticipation of a vote at a future Town Meeting to continue with construction.

Article 47 asks the Town to consider the purchase of land previously owned by MSAD 52 which they intended to construct a school which they no longer are in need of. The land in question is some 73 acres in size and would provide a possible site for a new public works garage and additional recreational uses. In addition there exists the possibility that the site may contain sand and gravel reserves. **Article 49** recommends that the funds for purchasing this property be appropriated from the **Capital Reserve** account.

In closing I would like to thank Sally Hebert, Carol Buzzell, Susan Buzzell, Wendell Strout, Bruce Sanford, Phil Lavoie, Bobby Dulac, Brent Armstrong, Gary Bedford, Gary Morris, Ken Pratt, Kevin Berry, Francis Duguay, officers and members of the Fire Department, all the Library staff and Board members, members of the Planning and Appeals Board, Board of Selectmen, Budget Committee and the many other committee's and residents for their continued service to the Town. They, in large part, are what help to make Greene the community we are all proud of.

Sincerely,

Charles Noonan
Town Manager

CERTIFICATE OF ASSESSMENT TO BE RETURNED TO MUNICIPAL TREASURER
STATE OF MAINE

County ANDROSOCGIN , ss.

We hereby certify, that we have assessed a tax on the estate, real and personal liable to be taxed in the Municipality of Greene for the fiscal year 01/01/2015 to 12/31/2015, at 14.26 mils on the dollar, on a total taxable valuation of \$330,783,624

Assessments:




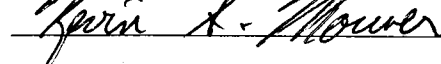
1. County Tax	339,743.00	
2. Municipal Appropriation	2,160,118.00	
3. TIF Financing Plan Amount	0.00	
4. Local Educational Appropriation	3,474,542.00	
5. Overlay (Not to Exceed 5% of "Net To Be Raised" (see tax rate calculation #16)	40,868.67	
6. Total Assessments		6,015,271.67

Deductions:

7. State Municipal Revenue Sharing	170,000.00	
8. Homestead Reimbursement	76,206.87	
9. BETE Reimbursement	2,090.32	
10. Other Revenue	1,050,000.00	
11. Total Deductions		1,298,297.19
12. <u>Net Assessment for Commitment</u>		4,716,974.48

Lists of all the same we have committed to CHARLES A NOONAN , Tax Collector of said Municipality, with warrants in due form of law for collecting and paying the same to CHARLES A NOONAN , Municipal Treasurer of said Municipality, or the successor in office, on or before such date, or dates, as provided by legal vote of the Municipality and warrants received pursuant to the laws of the State of Maine. (Title 36 MRSA, section 712)

Given under our hands this 06/29/2015

Municipal Assessor(s)

File the original with the Treasurer. File a copy in the Valuation Book

You are to pay to CHARLES A NOONAN , the Municipal Treasurer, or to any successor in office, the taxes herewith committed, paying on the last day of each month all money collected by you, and you are to complete and make an account of your collections of the whole sum on or before 09/28/2015.

In case of the neglect of any person to pay the sum required by said list until after 09/28/2015; you will add interest to so much thereof as remains unpaid at the rate of 7.00 percent per annum, commencing 09/29/2015 to the time of payment, and collect the same with the tax remaining unpaid.

Given under our hands, as provided by a legal vote of the Municipality and Warrants received pursuant to the Laws of the State of Maine, this 06/29/2015.

Ronald W. Hunt Assessor(s) of: Greene
Donald P. Redford
W. E. Christy
Kevin S. Mounier

CERTIFICATE OF COMMITMENT

To CHARLES A NOONAN the Collector of the Municipality of
Greene , aforesaid.

Herewith are committed to you true lists of the assessments of the Estates of the persons wherein named; you are to levy and collect the same, of each one their respective amount, therein set down, of the sum total of \$4,716,974.48 (being the amount of the lists contained herein), according to the tenor of the foregoing warrant.

Given under our hands this 06/29/2015

Donald P. Redford Assessor(s) of: Greene
Ronald W. Hunt
W. E. Christy
Kevin S. Mounier

File the original certificate with the Tax Collector. File a copy in the Valuation Book

2015 Town Meeting Appropriations
3/7/2015

	Appropriate
Administrative Wages	\$ 212,066.00
Employee Benefits	\$ 164,100.00
Administrative Expense	\$ 146,474.00
Emergency Management	\$ 2,000.00
fire Department	\$ 134,700.00
Fire Truck Capital	\$ 25,000.00
Street Lights	\$ 7,000.00
Animal Control	\$ 12,753.00
Planning Board	\$ 250.00
Road Construction/Paving	\$ 400,000.00
Public Works	\$ 518,580.00
Dump/Snow Plow	\$ 19,000.00
Lease Excavator	\$ 18,000.00
Appeals Board	\$ 400.00
General Assistance	\$ 7,500.00
Conservation Commission	\$ 1,500.00
Park's & Recreation	\$ 9,600.00
GYAA	\$ 6,018.00
Sabattus Lake Dam Commission	\$ 2,000.00
Cemetery Care	\$ 3,500.00
Transfer Station	\$ 202,600.00
Debt Service	\$ 144,678.00
Charitable	\$ 7,650.00
Julia Adams Morse Library - Books	\$ 8,930.00
Julia Adams Morse Library - Opera	\$ 50,819.00
jaml Repairs	\$ 5,000.00
Capital Reserve	\$ 50,000.00
Total Appropriations	\$ 2,160,118.00
County Tax	\$ 339,743.00
MSAD52 School	\$ 3,474,542.00
Total Governmental	\$ 3,814,285.00
Reduce total Commitment	
excise tax	\$ 700,000.00
highway block grant	\$ 50,000.00
revenue sharing	\$ 170,000.00
projected income	\$ 125,000.00
undesignated	\$ 175,000.00
designated surplus	
Total Reduce Commitment	\$ 1,220,000.00

Charles Noonan, Town Clerk

		12/31/2015	
	FY 2014		Percent
101 ATV Town Fees	294.00	296.00	100.68%
102 Clerk Fees Snowmobile	374.00	403.00	107.75%
104 Watercraft Town Fees	382.00	402.00	105.24%
105 Clerk Fees IF&W	1,130.00	1,063.50	94.12%
106 Dog License Town Fees	889.00	793.00	89.20%
107 Plumbing Permits Town Fees	4,267.50	4,890.00	114.59%
108 Vehicle Excise Fees	740,287.44	808,899.84	115.56%
109 Watercraft Excise Tax	5,830.10	6,139.10	105.30%
112 Vehicle Town Fees	15,579.00	15,308.00	98.26%
113 Clerk Fees Birth Certificate	551.80	468.20	84.85%
114 Clerk Fees Marriage License	1,104.00	1,498.00	135.69%
115 Clerk Fees Death Certificate	332.40	537.60	161.73%
117 Clerk Fees Late Dog Fees	700.00	400.00	57.14%
120 Administration Income	80,137.77	40,113.83	50.06%
122 Admin. Income Voter List	0.00	0.00	0.00%
125 Admin. Inc LUO	6.00	6.00	0.00%
126 Junkyard Permits	0.00	100.00	0.00%
127 Admin. Income RC	0.00	0.00	0.00%
128 Admin. Income AD	0.00	0.00	0.00%
129 Admin. Income Notary	0.00	0.00	0.00%
130 Admin. Income Building	7,452.20	7,102.20	95.30%
131 Admin. Income Return Check Fee	245.98	216.36	87.96%
132 Admin. Income Reimbursement	698.05	0.00	0.00%
135 Photocopier Income	167.00	238.00	142.51%
136 Interest Income	1,635.30	1,049.54	64.18%
137 Tax Interest Income	12,983.15	19,740.88	152.05%
138 Tax Lien Interest	3,761.90	7,995.05	212.53%
139 Tax Lien Costs	5,118.54	11,734.29	229.25%
140 Planning Board Income	575.00	275.00	47.83%
141 Appeals Board Income	0.00	75.00	0.00%
142 Town Owned Real estate	0.00	0.00	0.00%
145 Revenue Sharing	174,203.90	192,410.99	113.18%
147 Veterans Reimbursement	2,071.00	2,671.00	128.97%
148 Homestead Reimbursement	72,719.00	70,644.00	97.15%
149 Tree Growth Reimbursement	3,842.40	5,610.99	146.03%
156 Fine Fee Income	0.00	0.00	0.00%
158 Greene Village Celebration	0.00	0.00	0.00%
159 Legal Fees Income	0.00	0.00	0.00%
Total Revenues To Date:			

	FY 2014 Year	12/31/2015	Percent
160 Insurance Reimbursement	99.92	646.00	0.00%
164 Transfer Station - Tires	650.00	780.00	120.00%
165 Trans Station - White Goods/Punch	470.00	430.00	91.49%
166 Transfer Station - Recycling	17,619.63	15,404.58	87.43%
168 Cable Franchise Fee	0.00	0.00	0.00%
169 Cable Income	15.00	180.00	1200.00%
170 Pole Permit	0.00	0.00	0.00%
171 General Assistance Reimbursemt	4,831.35	1,879.92	38.91%
173 Supplemental Taxes	0.00	2,892.33	0.00%
174 2016 Pre Paid Tax	2,318.76	2,754.64	118.80%
175 2015 RE Tax	4,026,143.63	4,402,641.49	94.09%
176 2015 PP Tax	29,640.12	36,029.82	95.54%
177 Previous years' RE & PP Tax	272,678.15	360,491.00	132.20%
180 PrePaid Postage	0.00	0.00	0.00%
101 Fire Department Income	15.00	5.00	0.00%
101 Culvert Reimbursement	0.00	1,554.00	0.00%
102 Misc. Hwy Income	0.00	9.92	0.00%
104 FEMA Income	0.00	14,754.14	0.00%
105 Sales of Equipment	0.00	0.00	0.00%
106 DOT Local Road Assist.	66,988.00	67,676.00	101.03%
107 Coburn Rd	0.00	0.00	0.00%
177 Gen Gov. Rev.	0.00	0.00	0.00%
179 Proceeds	0.00	141,150.00	
181 BETE Reimbursement	6,894.00	14.00	0.20%
182 Flea Market	0.00	0.00	0.00%
187 Notary	37.00	5.00	13.51%
Total Revenues	5,565,738.99	6,250,379.21	112.30%
Projected Revenues Fy 2015:	FY 2014	Year to Date	
Excise Tax	740,287.44	808,899.84	115.56%
Highway Block Grant	66,988.00	67,676.00	135.35%
Revenue Sharing	174,203.90	192,410.99	113.18%
Projected Income	180,970.75	308,915.07	247.13%
TOTALS	1,162,450.09	1,377,901.90	115.31%
Capital Accounts' Balances 12/31/2015			
Capital Reserve	149,985.25		
Capital Reserve Fire Truck	91,347.68		
Tan Note	0.00		
Cash & CD's on Hand as of 12/31/2015	955,166.65		

Dept/Div: 01-05 Administration	Approved FY 2015	Expenditures 12/31/2015	Balance 12/31/2015	% Expended
Compensation				
10-01 Town Manager	70,566.00	70,566.11	-0.11	100.00%
10-03 Code Enforcement Officer	11,000.00	10,420.00	580.00	94.73%
10-04 Assists to the Town Manager	110,500.00	110,006.64	493.36	99.55%
10-06 Election Workers	2,200.00	1,064.00	1,136.00	48.36%
10-07 Selectmen	12,500.00	12,500.00	0.00	100.00%
10-12 Custodian	4,000.00	3,895.90	104.10	97.40%
10-13 Health Officer	300.00	300.00	0.00	100.00%
10-14 Unemployment Compensation	1,000.00	1,007.28	-7.28	100.73%
Total Compensation	212,066.00	209,759.93	2,306.07	98.91%
Employee Expense				
11-09 FICA Medicare	39,000.00	37,138.13	1,861.87	95.23%
11-12 Staff Mileage	500.00	343.44	156.56	68.69%
11-20 Education	1,100.00	1,072.46	27.54	97.50%
11-22 Health Ins-Town Share	99,000.00	96,385.54	2,614.46	97.36%
11-23 Town Manager Mileage	2,500.00	2,262.26	237.74	90.49%
11-24 Town Manager Benefits	11,000.00	11,163.80	-163.80	101.49%
11-25 Retirement	11,000.00	8,691.26	2,308.74	79.01%
Total Employee Expense	164,100.00	157,056.89	7,043.11	95.71%
Contractual Services				
12-04 Copier	2,300.00	2,323.07	-23.07	101.00%
12-07 Septic	250.00	250.00	0.00	100.00%
12-10 Software Licences	9,500.00	9,722.56	-222.56	102.34%
12-23 Dues	9,700.00	9,478.95	221.05	97.72%
12-24 Audit Fees	9,450.00	9,450.00	0.00	100.00%
12-25 Town Report	2,374.00	2,374.00	0.00	100.00%
12-27 Computer Support/Repair	2,250.00	2,030.49	219.51	90.24%
Total Contractual Services	35,824.00	35,629.07	194.93	99.46%
27-00 Legal *	20,000.00	19,610.94	389.06	98.05%
Total Legal	20,000.00	19,610.94	389.06	98.05%
Utilities				
14-01 Electric	5,100.00	4,047.93	1,052.07	79.37%
14-02 Heat	4,250.00	3,285.84	964.16	77.31%
14-04 Telephone	4,400.00	3,784.01	615.99	86.00%
Total Utilities	13,750.00	11,117.78	2,632.22	80.86%
Building Maintenance				
15-03 Town Office	1,400.00	1,337.66	62.34	95.55%
15-05 Old Town Office	200.00	198.58	1.42	99.29%
Total Building Maintenance	1,600.00	1,536.24	63.76	96.02%
Supplies				
20-01 General	5,000.00	4,841.73	158.27	96.83%
20-02 Postage	6,000.00	5,923.97	76.03	98.73%
20-21 Flags	300.00	133.92	166.08	44.64%
20-24 Water	500.00	393.00	107.00	78.60%
20-27 Election Supplies	200.00	110.65	89.35	55.33%
Total Supplies	12,000.00	11,403.27	596.73	95.03%
Purchases				
21-01 Computer	4,500.00	4,071.98	428.02	90.49%
21-02 Software	1,000.00	997.49	2.51	99.75%
21-04 Office Equipment	400.00	449.97	-49.97	112.49%
Total Purchases	5,900.00	5,519.44	380.56	93.55%
Assessing Services				
12-06 Assessing Contract	15,500.00	13,400.00	2,100.00	86.45%
Total Assessing Services	15,500.00	13,400.00	2,100.00	86.45%
Unclassified				
22-01 Advertising	400.00	1,924.57	-1,524.57	481.14%
22-04 Registrar of Deeds	400.00	347.00	53.00	86.75%
22-05 Bank Fees	300.00	110.00	190.00	36.67%
22-15 Abatements	0.00	9,787.16		
22-18 Greene Community Scholarship	3,500.00	3,500.00	0.00	100.00%
22-19 Historical Society	800.00	800.00	0.00	100.00%
22-20 Lien Expense	4,000.00	4,845.00	-845.00	121.13%
22-21 Interest Expense	1,500.00	3,444.90	-1,944.90	229.66%
Total Unclassified	10,900.00	24,758.63	-4,071.47	227.14%

	Approved FY 2015	Expenditures 12/31/2015	Balance 12/31/2015	% Expended
Insurance				
23-01 Auto, General Liability	24,000.00	25,903.00	-1,903.00	107.93%
23-08 Workers Compensation	17,000.00	15,622.50	1,377.50	91.90%
Total Insurance	41,000.00	41,525.50	-525.50	101.28%
Total Administration	532,640.00	531,317.69	11,109.47	99.75%
01-20 Planning Board				
20-03 Misc. Supp./training	250.00	80.00	170.00	32.00%
Total Planning Board	250.00	80.00	170.00	32.00%
01-25 Appeals Board				
20-01 General/Supplies	400.00	400.00	0.00	100.00%
Total Appeals Board	400.00	400.00	0.00	100.00%
06-10 Public Works Compensation				
10-02 Public Works Foreman	45,760.00	42,146.75	3,613.25	92.10%
10-05 Public Works Full Time	157,040.00	148,999.54	8,040.46	94.88%
10-07 Overtime	22,000.00	16,290.05	5,709.95	74.05%
Total Compensation	224,800.00	207,436.34	17,363.66	92.28%
Employee Expense				
11-05 Uniforms	3,300.00	3,337.50	-37.50	101.14%
11-12 Mileage	800.00	2,334.38	-1,534.38	291.80%
11-13 Testing	250.00	268.00	-18.00	107.20%
Total Employee Expense	4,350.00	5,939.88	-1,589.88	136.55%
Contractual Services				
12-15 Rental	7,500.00	6,689.45	810.55	89.19%
12-33 Lease Purchase	75,000.00	74,287.96	712.04	99.05%
Total Contractual Services	82,500.00	80,977.41	1,522.59	98.15%
Utilities				
14-01 Electric	3,800.00	3,026.00	774.00	79.63%
14-02 Heat	6,100.00	4,583.53	1,516.47	75.14%
14-04 Telephone	2,000.00	2,217.89	-217.89	110.89%
Total Utilities	11,900.00	9,827.42	2,072.58	82.58%
Building Maintenance				
15-01 Garage	1,200.00	2,463.06	-1,263.06	205.26%
15-06 Salt Shed	800.00	95.28	704.72	11.91%
Total Building Maintenance	2,000.00	2,558.34	-558.34	127.92%
Tree Removal				
12-09 Tree Removal	1,500.00	3,018.97	-1,518.97	201.26%
Total Tree Removal	1,500.00	3,018.97	-1,518.97	201.26%
Supplies				
20-01 General	6,000.00	5,778.76	221.24	96.31%
20-06 Cold Patch	12,000.00	12,462.12	-462.12	103.85%
20-07 Culverts	8,000.00	8,000.00	0.00	100.00%
20-08 Diesel/Fuel	60,000.00	31,965.94	28,034.06	53.28%
20-09 Gravel	11,000.00	2,032.50	8,967.50	18.48%
20-11 Sand	17,500.00	6,782.40	10,717.60	38.76%
20-12 Salt *	60,000.00	59,000.03	999.97	98.33%
20-13 Signs	2,000.00	2,487.33	-487.33	124.37%
20-14 Plow Supplies	13,000.00	13,051.18	-51.18	100.39%
20-18 Welding	1,000.00	782.86	217.14	78.29%
Total Supplies	190,500.00	142,343.12	48,156.88	74.72%
Purchases				
21-05 Public Works Equipment/Sweeping	10,000.00	9,967.65	32.35	99.68%
Total Purchases	10,000.00	9,967.65	32.35	99.68%

	Approved FY 2015	Expenditures 12/31/2015	Balance 12/31/2015	% Expended
P W Equipment Maintenance				
25-01 2011 International Truck	5,000.00	3,530.14	1,469.86	70.60%
25-02 1995 Topkick*	6,500.00	6,482.60	17.40	99.73%
25-03 1994 International Truck	0.00	0.00	0.00	0.00%
25-04 2006 Internat. Truck	5,500.00	5,722.69	-222.69	104.05%
25-05 2006 Loader	3,500.00	2,164.81	1,335.19	61.85%
25-07 Grader	3,000.00	4,633.09	-1,633.09	154.44%
25-09 Misc.	3,000.00	2,972.33	27.67	99.08%
25-10 Mower	800.00	518.70	281.30	64.84%
25-11 Tractor	1,500.00	2,504.36	-1,004.36	166.96%
25-12 Excavtor	1,000.00	393.87	606.13	39.39%
25-13 1 1/2 Ton	1,000.00	2,538.29	-1,538.29	253.83%
25-14 Wheeler	3,000.00	3,549.20	-549.20	118.31%
25-15 92 Topkick*	4,254.14	4,678.59	-424.45	109.98%
25-16 Freightliner	3,000.00	1,969.70	1,030.30	0.00%
Total Equip Maintenance	41,054.14	41,658.37	-604.23	101.47%
06-15 Construction and Paving				
12-08 Construction/Paving	400,000.00	399,692.66	307.34	99.92%
Total Construction/Paving	400,000.00	399,692.66	307.34	99.92%
Total Public Works	968,604.14	903,420.16	65,183.98	93.27%
07-02 Transfer Station Compensation				
10-08 Wages -Full Time	37,000.00	37,044.50	-44.50	100.12%
Total Compensation	37,000.00	37,044.50	-44.50	100.12%
Contractual Services				
12-12 Construction	100.00	0.00	100.00	0.00%
12-15 Rental	1,200.00	1,200.00	0.00	100.00%
12-20 Hauling Fees	28,000.00	23,775.04	4,224.96	84.91%
12-21 Tipping Fees	122,000.00	119,182.21	2,817.79	97.69%
12-22 Landfill Closure	500.00	405.00	95.00	81.00%
12-31 Tire Removal	1,000.00	653.40	346.60	65.34%
12-32 Chipping	1,200.00	0.00	1,200.00	0.00%
Total Contractual Services	154,000.00	145,215.65	8,784.35	94.30%
Utilities				
14-01 Electric	1,100.00	880.40	219.60	80.04%
14-04 Telephone	500.00	345.65	154.35	69.13%
Total Utilities	1,600.00	1,226.05	373.95	76.63%
Supplies				
20-01 General	1,000.00	694.45	305.55	69.45%
20-03 Miscellaneous	500.00	0.00	500.00	0.00%
Total Supplies	1,500.00	694.45	805.55	46.30%
Maintenance				
24-01 Buildings	2,000.00	1,891.00	109.00	94.55%
24-02 Equipment	6,500.00	2,444.34	4,055.66	37.61%
Total Maintenance	8,500.00	4,335.34	4,164.66	51.00%
Total Transfer Station	202,600.00	188,515.99	14,084.01	93.05%
05-05 Fire Department Employee Expense				
11-15 Training/immunization	3,000.00	2,150.77	849.23	71.69%
10-17 Compensation	30,000.00	34,900.00	-4,900.00	116.33%
Total Employee Expense	33,000.00	37,050.77	-4,050.77	112.28%
Contractual Services				
12-03 Security	400.00	300.00	100.00	75.00%
12-11 Dispatch Services	23,500.00	20,218.22	3,281.78	86.03%
12-23 Dues	600.00	561.00	39.00	93.50%
Total Contractual Services	24,500.00	21,079.22	3,420.78	86.04%
Utilities				
14-01 Electric	3,500.00	3,067.24	432.76	87.64%
14-02 Heat	13,000.00	9,016.42	3,983.58	69.36%
14-04 Telephone	1,800.00	1,540.13	259.87	85.56%
Total Utilities	18,300.00	13,623.79	4,676.21	74.45%

	Approved FY 2015	Expenditures 12/31/2015	Balance 12/31/2015	% Expended
Supplies				
20-01 General	1,300.00	759.85	540.15	58.45%
20-08 Gas/Fuel	3,500.00	1,349.28	2,150.72	38.55%
20-28 EMS/Medical	3,000.00	904.30	2,095.70	30.14%
20-19 Computer	3,000.00	2,132.91	867.09	71.10%
20-31 Foam	1,200.00	0.00	1,200.00	0.00%
Total Supplies	12,000.00	5,146.34	6,853.66	42.89%
Maintenance				
24-01 Buildings	10,000.00	15,885.42	-5,885.42	158.85%
24-05 Radios	10,000.00	9,700.00	300.00	97.00%
Total Maintenance	20,000.00	25,585.42	-5,585.42	127.93%
Fire Equipment				
26-01 2005 Engine 1	2,500.00	4,287.88	-1,787.88	171.52%
26-02 2004 Tanker	2,500.00	1,207.46	1,292.54	48.30%
26-03 2011 Truck	3,000.00	1,846.50	1,153.50	0.00%
26-08 Chev 2007	2,000.00	109.50	1,890.50	5.48%
26-13 1956 Brush Truck	2,000.00	0.00	2,000.00	0.00%
26-14 Special Response	23,750.00	22,018.00	1,732.00	92.71%
26-16 Other Equip	6,000.00	5,146.45	853.55	85.77%
26-17 Turnout Gear	7,000.00	10,593.18	-3,593.18	151.33%
Total Equip Maintenance	48,750.00	45,208.97	3,541.03	92.74%
TOTAL Fire Department	156,550.00	147,694.51	8,855.49	94.34%
05-15 Emerg. Management				
22-08 General Administration	2,000.00	2,000.00	0.00	100.00%
Total Emer. Mangement	2,000.00	2,000.00	0.00	100.00%
05-20 Street Lights				
14-06 Beacon	600.00	477.41	122.59	79.57%
14-07 Street Lights	6,400.00	6,190.39	209.61	96.72%
Total Street Lights	7,000.00	6,667.80	332.20	95.25%
05-25 Animal Control				
11-12 Mileage	350.00	350.00	0.00	100.00%
10-08 Wages	6,400.00	6,388.20	11.80	99.82%
12-18 SPCA	6,003.00	6,003.00	0.00	100.00%
Total Animal Control	12,753.00	12,741.20	11.80	99.91%
18-01 Library				
30-01 General Administration	44,719.00	44,719.00	0.00	100.00%
30-02 Morse Library Books	8,930.00	8,930.00	0.00	100.00%
14-01 Electric	2,300.00	1,336.93	963.07	58.13%
14-02 Heat	3,400.00	1,841.22	1,558.78	54.15%
14-04 Telephone	400.00	350.83	49.17	87.71%
14-05 Repairs	5,000.00	5,000.00	0.00	100.00%
Total Library	64,749.00	62,177.98	2,571.02	96.03%
08-01 Cemetery / Cemetery Care				
12-29 Repair/Maintenance Maintenance	3,500.00	3,500.00	0.00	100.00%
Total Cemetery Care	3,500.00	3,500.00	0.00	100.00%
10-01 General Assistance				
14-01 Electric	2,100.00	961.41	1,138.59	45.78%
14-02 Heat	3,200.00	753.10	2,446.90	23.53%
22-10 Rent	1,600.00	1,765.00	-165.00	110.31%
22-12 Food	600.00	375.00	225.00	62.50%
21-10 Other	0.00	0.00	0.00	0.00%
Total General Assistance	7,500.00	3,854.51	3,645.49	51.39%

	Approved 2015	Expenditures 12/31/2015	Balance 12/31/2015	% Expended
14-01 Conservation Commission				
24-08 Hooper Pond	100.00	0.00	100.00	0.00%
22-18 Greene Community Scholarship	1,400.00	1,250.00	150.00	89.29%
Total Conservation Commission	1,500.00	1,250.00	250.00	83.33%
24-01 Parks and Recreation				
24-07 Murch Field	950.00	600.00	350.00	63.16%
24-10 Mission Field	750.00	600.00	150.00	80.00%
24-11 Pavillion	100.00	0.00	100.00	0.00%
24-16 Recreation Park	7,000.00	6,970.19	29.81	0.00%
15-09 Building Maintenance	700.00	1,231.45	-531.45	175.92%
20-01 Supplies	100.00	100.00	0.00	100.00%
Total Parks and Recreation	9,600.00	9,501.64	98.36	98.98%
20-01 WGLT / TV 7				
20-01 General	39,000.00	23,123.46	15,876.54	59.29%
Total Cable TV	39,000.00	23,123.46	15,876.54	59.29%
23-01 Intergovernmental				
33-01 Schools	3,474,542.00	3,474,542.00	0.00	100.00%
33-02 Androscoggin County Tax	339,743.00	339,742.89	0.11	100.00%
33-03 Debt Service	139,678.00	139,677.81	0.19	100.00%
33-05 Sabattus Lake Dam Assoc.	2,000.00	2,000.00	0.00	100.00%
32-11 VFW Purchase	5,000.00	5,000.00	0.00	100.00%
Total Intergovernmental	3,960,963.00	3,960,962.70	0.30	100.00%
GYAA				
GYAA	6,018.00	6,018.00	0.00	100.00%
Total GYAA	6,018.00	6,018.00	0.00	100.00%
12-01 Charities				
Safe Voices	250.00	250.00	0.00	100.00%
Community Concepts	300.00	300.00	0.00	100.00%
Rural Community Action Ministry	6,000.00	6,000.00	0.00	100.00%
Sexual Assault Center	250.00	250.00	0.00	100.00%
American Red Cross	250.00	250.00	0.00	100.00%
Advocacy for Children	250.00	250.00	0.00	100.00%
Seniors Plus	250.00	250.00	0.00	100.00%
Androscoggin Head Start	100.00	100.00	0.00	100.00%
Total Charities	7,650.00	7,650.00	0.00	100.00%
05-22 Village Celebration				
22-16 Village Celebration	2,000.00	3,081.88	-1,081.88	0.00%
Total Village Celebration	2,000.00	3,081.88	- 1,081.88	0.00%
Capital Improvements				
32-07 Boat Launch	7,450.00	0.00	7,450.00	0.00%
32-03 Capital Reserve Fund	50,000.00	50,000.00	0.00	100.00%
32-04 Capital Reserve Fire Truck	25,000.00	25,000.00	0.00	100.00%
32-10 Capital Reserve Comp Plan	21,000.00	0.00	21,000.00	0.00%
32-25 PW Equipment	86,000.00	70,359.00	15,641.00	81.81%
Total Capital Projects	189,450.00	145,359.00	44,091.00	76.73%
TOTAL ALL DEPARTMENTS	6,174,727.14	6,019,316.52	155,410.62	97.48%

2015 Tax Collections

		Due 1/1/2015	Commitment	Lien Transfer	Paid	Supplement	Due 12/31/2015
2002	Lien	\$ 3,266.88					\$ 3,266.88
2003	Lien	\$ 3,008.52					\$ 3,008.52
2004	Lien	\$ 3,008.52					\$ 3,008.52
2005	Lien	\$ 3,041.40					\$ 3,041.40
2006	Lien	\$ 2,959.20					\$ 2,959.20
2007	Lien	\$ 2,893.44					\$ 2,893.44
2008	Lien	\$ 2,173.63			\$ 61.38		\$ 2,112.25
2009	Lien	\$ 2,312.57			\$ 182.57		\$ 2,130.00
2010	Lien	\$ 4,461.57			\$ 2,200.39		\$ 2,261.18
2011	Lien	\$ 6,341.51			\$ 3,090.57		\$ 3,250.94
2012	Lien	\$ 22,093.22			\$ 16,813.27		\$ 5,279.95
2013	Lien	\$ 91,775.14			\$ 73,461.02		\$ 18,314.12
2014	Lien			\$ 132,442.38	\$ 59,554.61		\$ 72,887.77
2011	Personal Property	\$ 633.46			\$ 134.81		\$ 498.65
2012	Personal Property	\$ 789.00			\$ 335.56		\$ 453.44
2013	Personal Property	\$ 2,273.71			\$ 1,856.41		\$ 417.30
2014	Personal Property	\$ 3,382.53			\$ 2,950.16		\$ 432.37
2015	Personal Property	\$ -	\$ 37,710.87		\$ 36,029.82		\$ 1,681.05
2016	Personal Property	\$ -			\$ 0.02		\$ 0.02
2010	Real Estate	\$ 248.05			\$ 248.05		\$ -
2012	Real Estate	\$ 1,101.34			\$ 293.33		\$ 808.01
2014	Real Estate	\$ 330,891.29		\$ (132,442.38)	\$ 312,336.09	\$ 2,892.33	\$ 104.78
2015	Real Estate	\$ 2,318.76	\$ 4,679,263.68		\$ 4,411,759.33		\$ 274,169.39
2016	Real Estate	\$ -			\$ 2,754.64		\$ 2,754.64
		\$ 488,973.74	\$ 4,716,974.55	\$ -	\$ 4,924,062.03	\$ 2,892.33	\$ 405,733.82

Unpaid Liens 12/31/2015

2002				
Central Chemical Corp	3,266.88	Total Unpaid	\$	3,266.88
2003				
Central Chemical Corp	3,008.52	Total Unpaid	\$	3,008.52
2004				
Central Chemical Corp	3,008.52	Total Unpaid	\$	3,008.52
2005				
Central Chemical Corp	3,041.40	Total Unpaid	\$	3,041.40
2006				
Central Chemical Corp	2,959.20	Total Unpaid	\$	2,959.20
2007				
Central Chemical Corp	2,893.44	Total Unpaid	\$	2,893.44
2008				
Central Chemical Corp	2,112.25	Total Unpaid	\$	2,112.25
2009				
Central Chemical Corp	2,130.00	Total Unpaid	\$	2,130.00
2010				
Central Chemical Corp	2,147.75	Total Unpaid	\$	2,261.18
Gauthier, Kathleen	113.43			
2011				
Central Chemical Corp	2,357.20	Total Unpaid	\$	3,250.94
Gauthier, Kathleen	893.74			
2012				
Central Chemical Corp	2,410.45	*	Spear, Rodney W	922.47
Gauthier, Kathleen	913.93	*	Warren, Louis W	700.05
* Smith, Gladys C	333.05	Total Unpaid	\$	5,279.95

* Partial Payment ** Full Payment after December 31, 2015

2013

Central Chemical Corp	2,360.75	** Merrick, Louise E	773.21
** Drinkwater, Paul	471.25	Pare, Scott	837.90
** Dube, Michael	1,029.42	** Rac, John	12.31
Gauthier, Kathleen	895.09	** Roy, Timothy A	73.55
** Girardin, Leo	1,356.48	** Sirois, Maria S	1,337.98
** Gurney, Sheila	192.13	Smith, Gladys C	446.88
Lepine, Michael A	791.35	Spear, Rodney W	1,421.77
** Macgregor, Gretchen	702.24	** Sylvester, Michael	3,238.88
** Mason, Richard	95.08	** Teacutter, Donald	1,040.54
** Mason, Richard	548.37	Warren, Louis W	688.94
		Total Unpaid	\$ 18,314.12

2014

Angers, Lous A	808.50	Mason, Richard	1,296.57
Angers, Lous A	87.88	Mason, Richard	778.75
Arsenault, Bryan M & Kathleen	794.98	McBride, Mark	452.92
Bull Run Storage	5,759.52	* McIntire, Alicia	420.04
Central Chemical Corp	2,399.80	Merrick, Regina	1,433.12
Champagne, Donald	551.62	* Merrill, Debra	1,842.98
Clark, Neal	1,107.76	* Milbert, David	1,329.11
Courbron, George A Jr	371.80	Pare, Scott	851.76
Drinkwater, Paul	1,553.45	* Perkins, Robert	548.06
Drinkwater, Paul	1,249.25	* Perkins, Robert	2,925.73
Drolson, Luke	139.52	Phillips, Nicole C	1,142.44
Dube, Michael	1,046.45	* Potvin, Mark	308.29
* Dudley, Scott	81.23	Rac, John	3,749.10
Dulac, Wilbert W	1,610.20	Rak, LLC	14.14
Duprey, Edith Trustees	820.66	Ramsey-Fournier, Cassandra	2,195.65
Freeway Investments	508.35	Ray Corporation	74.48
Gagne, Eugene	1,588.60	Roy, Timothy A	1,059.97
Gauthier, Anita	992.37	Sirois, Maria S	1,360.11
Gauthier, Kathleen	966.68	Smith, Gladys C	454.27
Girardin, Leo	1,403.38	Spear, Rodney W	1,445.29
** Goldrup, Alton	1,432.55	St Amoure, Allen	131.20
Gurney, Sheila	831.48	* Stevens, Maxine G	101.50
Harris, Albert	362.09	Steward, Clinton	2,018.34
Hart, Jeffrey	801.74	* Sylvester, Michael	3,312.40
Hinxman, Wayne	1,700.82	Teacutter, Donald	2,570.15
** Lacroix, Gregory	164.60	* Thibeault, Rodney	2,653.98
Lavertu, George	1,045.10	Triple A Coatings Inc	1,939.25
Lee, Richard	101.40	Walther, Susan	466.44
Lemay, Jennifer	45.43	Walther, Susan	1,160.02
Lepine, Michael A	804.44	Warren, Louis	700.34
Macgregor, Gretchen	713.86	** Wells, Aime	1,735.97
Mason, Kathy	570.89		\$ 72,887.77

Unpaid Real Estate Taxes 12/31/2015

2012					
Lepine	Michael A	808.01	Total Unpaid		\$ 808.01
2014					
Grondin	Paul	137.23	Total Unpaid		\$ 137.23
2015					
Angers	Louis A	852.75	Delorme	Roland Joseph	2,143.28
Angers	Louis A	92.69	Drinkwater	Paul	1,638.47
* Annear	Kelly J	3.07	Drinkwater	Paul	1,317.62
Arsenault	Bryan M & Kathleen R	838.49	Drolson	Luke J	764.34
Arthur	Patrick S	2,161.82	Dube	Michael C	1,103.72
Arthur	Patrick S	1,732.59	Dudley	Scott J	375.04
Baril	John A	2,064.85	Dulac	Wilbert W	1,701.22
Bazinet	Roland	2,632.40	Dumais	Adrien A	790.00
Begin	Janine M	1,746.85	Dumont	David	3,717.58
Begin	John & Joy	660.24	Dunham	Mark	1,155.48
Berube	Robert B	0.04	Dunne	Margaret	1,736.87
Bishop	Zennie Et Als	581.81	Duprey	Edith Trustees	865.58
Bitetti	Joseph	155.43	Dupuis	Renaud R	406.76
** Bolduc	Gaeton	882.69	Dutil	Maurice Estate	1,980.71
Brookfield Renewable Energy		13.79	* Englehardt	John	205.34
Bucciantini	Carl	1.97	Englehardt	John	42.78
Bull Run Storage Inc		6,138.93	Fecteau	Rita (Heirs)	598.92
Campbell	Marvin	1,662.72	Fong	Peggy S	1.66
Carter	David E	1,629.92	Footman	Robert	205.96
Castonguay	Gerard C	797.13	Fortin	Louis R	61.32
Central Chemical Corp		2,531.15	Freeway Investments		536.18
Champagne	Donald Roland	611.75	G.I.P.O.P.		3,018.84
* Childs	John W	600.32	* Gagne	Eugene R	1,675.55
Clark	Neal A	1,187.86	Gagne	Thomas W	1,249.18
** Clark	Sandra	2,013.51	Gauthier	Anita P	1,046.68
Coburn	Tracy LA	3,182.20	Gauthier	Kathleen	1,019.59
* Collins	Larry	812.05	** Gendron	Jennifer	2,213.15
Courbron	George A Jr	232.44	** Gendron	Jennifer	213.90
Courbron	George A Jr	392.15	Gilbert	Alexander Steven	404.98
Curran	Michael G	3,992.93	Girard	Anne M	1,840.97
Danse	Michael	148.30	Glasscock	Annette	245.27
Dean	Mike	259.53	Goddard	Gregory Heirs	1,205.44
Delorme	Roland J	854.17	Goldrup	Alton	1,917.97

* Partial Payment ** Full Payment after December 31, 2015

Unpaid Real Estate Taxes 12/31/2015

Gosselin	Keith	1,986.42	Macgregor	Gretchen	752.93
Gosselin	Scott	1.12	Maine Country Music Assoc		258.44
Goudreau	Frank	7.65	Martel	Gerald	1,223.51
Goudreau	Frank C	78.43	Martel	Maurice R Jr	1,781.07
Goyette	Robert Heitrs	111.23	** Mason	Gary	94.87
Grenier	Lionel	114.08	Mason	Kathy	738.67
Griffin	Joline B	250.17	Mason	Michelle L	1,132.24
** Groleau	Paul L	988.22	Mason	Margaret A	821.38
Gurney	Sheila F	876.99	Mason-Walker	Rose Marie A	1,367.53
Hannigan	Michael W	2,990.32	McCorrison	Melvin	2,619.45
Harris	Albert Ross Jr	780.02	McDowell	Jacqueline S	1,410.31
Harris	Dwight O	1,445.96	* McGrath	Sean	2,357.18
Hart	Jeffrey M	845.62	McIntire	Alicia R	771.47
Hinxman	Wayne	1,793.91	McLean	Nicole M	620.31
Hodgdon	Charles	2,186.06	Merrick	Regina C	1,481.61
Horning	Lawrence E	921.20	Merrill	Debra A	2,217.43
Hutchinson	Joseph A	1,785.35	Merrill	Rosemary A	1,091.99
Jacobs	Donald L	1,461.65	Milbert	David	1,612.81
** Johnson	Thomas D	859.88	Misiura	Mark S	6,998.81
Jordust LLC		6,482.60	Monier	Jeannine Estate	2,368.08
** Jutras	Conrad, Armand, Alfred	171.12	* Morin	Rodney J	727.29
Kalinka	Robert L	85.33	Morse	Janet B	34.23
Keene	Denise	346.52	Morse	Janet B	739.62
L H Housing LLC		1,789.63	Murdock-Day	Kerri A	2,611.01
Labrie	Christie Lee	311.01	* Murphy	Ann M	657.12
Lacroix	Gregory Don	2,686.58	* Murphy	Debra A	461.07
Lagasse	Wilfred	1,706.92	Murphy	John L	1,783.93
Landry	Brian R	3.40	Murphy	Phillip G Sr	2,224.56
** Langelier	Craig E	956.85	Myrand	Daniel	54.19
Lavertu	George	1,102.30	Myrand	Daniel Et Als	1,762.54
Lee	Richard R	106.95	Myrand	Daniel Et Als	1,079.48
Leighton	Brenda S	20.00	Nadeau	Alan	1,655.59
Lemay	Jennifer Lynn	580.38	Nadeu	Peter J	5.38
Lepine	Michael	848.47	Nichols	Tyson D	2.04
Lessard Construction LLC		1,545.40	Nickerson	Roland J	479.14
Letourneau Gary J Grantor Trust		1.95	Nickerson	Roland J	362.20
L'Hommedieu	Christopher	0.24	Ouellette	Kristy L	1,063.80
** Libby	Craig	270.76	Pare	Scott	898.38
** Libby	Lester J	1,622.79	Parent	Karen A	2,388.12
Little	Nila M	498.92	Parlin	Richard D	2,360.61
Long	David	4,038.43	Pastore	Kate	1,176.45
Longchamps	Anthony R	3,979.97	** Penley	Becky J	2,548.26
Lyon	George F Jr	663.30	Perkins	Robert	318.00

* Partial Payment ** Full Payment after December 31, 2015

Unpaid Real Estate Taxes 12/31/2015

Perkins	Robert E	1,493.02	Sylvester	Michael	3,493.70
Perkins	Robert E	3,085.86	Teacutter	Donald	2,710.83
Phillips	Nicole C	1,204.97	Thibault	Rodney D	2,799.24
Plummer	K, Plummer E, swanson J	61.59	** Tibbetts	Karen S	2,063.42
Poland	Daniel L	2,906.19	Tidswell	Cory E	1,311.57
Poland	Vicki S	1,277.70	Triple A Coatings Inc		2,340.07
Pottle	Carla	1,126.54	US Bank Trust, NA		936.26
Potvin	Mark	375.04	Valentine	Robert	484.84
Poulin	Dawn M	765.20	Valentine	Robert	136.90
Poulin	Rodney R	86.80	Valentine	Robert	2,190.34
Provost	Damian M	668.79	Valentine	Robert	450.62
Rac	John	3,811.70	Valentine	Robert	450.62
RAK LLC		872.71	Valentine	Robert	385.02
Ramsay-Fournier	Cassandra	2,315.82	Valentine	Robert	288.05
Ray Corporation		617.46	Valentine	Robert	387.87
Ray Corporation		2,030.52	Valentine	Robert	248.12
Ray	Bernice A	1,079.48	Valentine	Robert '	268.09
Ray	Bernice A	3,542.12	Valentine	Robert	303.74
Rioux	Leon O	2,749.33	Valentine	Robert	320.85
Roy	Timothy A	1,117.98	Valentine	Robert	320.85
* Russell	Filomena	650.26	Valentine	Robert L	648.83
Russell	Filomena R	1,279.77	Valentine	Robert L Jr	1,042.41
Saindon	Pauline	919.69	Veilleux	Eric T	1.94
Salisbury	George	4.99	Walther	Susan	491.97
Saunders Road Properties LLC		928.33	Walther	Susan	1,223.51
Saunders Road Properties LLC		467.73	Ward	Julie	1,244.90
Schilling	Lynn M	2,056.29	Warren	Louis W	738.67
Schomaker	Jacqueline A	4,869.79	** Webber	Patricia (Heirs)	904.08
Schott	John	2,034.19	Wells	Aime J	1,830.98
Sirois	Maria S	1,434.56	West Shore Road Improvement		21.39
Smith	Gladys C	479.14	Wheeler	Paul F	664.52
Smith	Rufus H Trustee	440.00	White	Sheldon	300.00
Spear	Rodney W	1,524.39	Winship	Larry E	1,417.44
St Amoure	Allen	179.68	** Wood-Hofacker	Sasha	2,123.31
* Stevens	Kenneth L	1,562.00	Yule	Susan P	0.91
** Stevens	Walter A	1,180.73	Total Unpaid		\$ 274,169.39
Steward	Clinton	2,139.00			
Sunne LLC		1,480.19	** **		
			*		
				Paid in full after 12/31/15	
				Partial Payment adter 12/31/15	

* Partial Payment ** Full Payment after December 31, 2015

Unpaid Personal Property Taxes 12/31/2015

		2011	
Elite Body Essentials		506.76	
		\$	506.76
		2012	
Elite Body Essentials		453.44	
		\$	453.44
		2013	
Elite Body Essentials		380.65	
Future Pools and Spas		15.96	
TRM Copy Centers LLC		2.66	
		\$	399.27
		2014	
Elite Body Essentials		322.45	
Future Pools and Spas		16.22	
Mary Jane's School of Dance		1.25	
Morissette's Garage		3.22	
Roger's Reliable Auto Service		89.23	
		\$	432.37

2016 Prepaid RE Taxes 12/31/2015

Bachkovsky	Lisa	7.89
Beaulieu	Irene A	2,250.00
Bubier	Tobie S	0.22
Caron	Christine C	1.91
Conroy	Kathleen	236.96
Conroy	Patrick w	86.79
Erlandson	Jan	16.50
Ferrara	Richard	68.45
Foisy	Richard	5.00
Gagne	Angela	5.65
Goulet	Kerry L	0.54
Green Maine Realty Trust		1.24
Guyette	Sherry M	0.73
Leonard	Kevin	14.09
Myers	Jan	0.60
Perrino	P J Jr Trustee	6.32
Souza	Virginia Estate	7.91
Stewart	James	0.10
Stone	Janice L	0.20
Theriault	Gaetan A	39.80
Yakawonis	Sarah D	3.74
		\$ 2,754.64

ABATEMENTS

Grenier, Diana	\$21.63	2014 Real Estate
Woodard, Sylvia	\$16.22	2014 Real Estate
Sonagere, Kenneth	\$450.22	2014 Real Estate
Gaudet, Karen	\$143.71	2014 Real Estate
Marden, Judy	\$123.86	2013 Real Estate
Marden, Judy	\$122.36	2014 Real Estate
Marden, Judy	\$428.32	2013 Real Estate
Marden, Judy	\$428.26	2014 Real Estate
Frederico, David	\$142.60	2015 Real Estate
Gurschick, Abigail	\$34.22	2015 Real Estate
Marden, Judy	\$228.16	2015 Real Estate
Chouinard, Tina	\$2,342.92	2015 Real Estate
Woodard, Lendall	\$17.11	2015 Real Estate
Grenier, Lionel	\$487.69	2015 Real Estate
Gibbs, Harold	\$412.11	2015 Real Estate
Leclerc, Marcel	\$41.35	2015 Real Estate
Smith, EJ	\$27.09	2015 Real Estate
Gaudet, Karen	\$413.71	2014 Real Estate
Grondin, Paul	\$250.98	2015 Real Estate
Nadeau Leasing	\$8.11	2014 Personal Property
Nadeau Leasing	\$8.56	2015 Personal Property
Hendron Trust	\$1,467.35	2015 Real Estate
Parker, Eric	\$619.20	2015 Real Estate
Grondin, Paul	\$237.95	2014 Real Estate
Elite Body	\$126.70	2011 Personal Property
Elite Body	\$194.33	2012 Personal Property
Elite Body	\$253.76	2013 Personal Property
Elite Body	\$322.45	2014 Personal Property
Elite Body	\$408.12	2015 Personal Property
	\$ 9,779.05	

Supplemental

Cormier, Henry	\$ 143.71	2014 Real Estate
Grondin, Paul & Venise	\$ 2,748.62	2014 Real Estate
	\$ 2,892.33	

Report of Town Clerk

Population of Greene reported in the 2010 Census was 4,350.

Greene recorded: 38 births, 25 marriages, 30 deaths during the year 2015.

Dogs licensed in 2014:

20	Males/Females	3	Service Dogs
289	Neutered/Spayed	0	Kennels

Fees to license a dog are \$6.00 for Neutered/Spayed \$ 11.00 for Male/Female \$42.00 for Kennel license for 10 dogs. Late fees begin February 1st of \$25.00 per dog. All dogs over 6 months in age shall be licensed, even if they are a dog that stays inside the house.

If you have a dog that no longer resides at your house; please contact the Greene Town Office so this dog can be removed from the records.

Respectfully submitted,

Sally Ann Hebert, Deputy Town Clerk

Report of Registrar

As of December 31, 2015 registered voters in the Town of Greene.

857	Democrat	194	Green Independent
886	Republican	1285	Unenrolled
Total	3,222 voters		

It is your responsibility to keep your voter registration up to date. Your name, mailing and physical addresses have to be current along with your enrollment in a political party. A new voter registration card has to be filled out and signed by you with the changes. Please check your current listing at the Municipal Office.

Greene is one of the few communities that still has the Town Meeting form of government. This is a two part meeting. The first part is held on Friday March 4th 8am-7pm when the voting for Board of Selectmen and School Board Director are held. The second part is when the residents convene at Greene Central School on March 5th at 9AM to vote on the town's budget. Absentee ballots are available for the first part of the meeting. The second part of the meeting you have to be present to vote.

The election dates for 2016 are listed inside the back cover of the Annual Report.

The primary election is when you receive a ballot of your enrolled party. If you need to change party this has to be done before May 27th. You have to remain in the new party for 90 days before you can change party again. If you are enrolled as a voter and have not claimed a party you may do so at anytime. With this being a presidential election year; I would ask that you please check your name, address and party at the Greene Town Office. You need to make the changes at the Greene Town Office preferably before May 1st. This will assist in making the flow of voters run smoothly.

If you have any questions about voting and elections, please contact the Greene Town Office.

I would like to thank the election clerks and warden who took time out of their busy schedules to work the elections. The success of our election relies upon the dedication and work of the election workers. If you would like to be an election clerk please contact the Greene Town Office.

Respectfully submitted,

Sally Ann Hebert, Registrar of Voters

Bureau of Motor Vehicles Agent Report

January 1, 2015 – December 31, 2015

Carol Buzzell, Municipal Agent

Agriculture	50	Firefighter	17	Purple Heart	3
Antique	68	Goldstar	2	Sportsman	93
Animal Welfare	41	Lobster	30	Support our Troops	14
Black Bear	27	Mopeds	5	Trailers	589
Breast Cancer	77	Mobile Equip/Tractor	8	Transit Plate	39
Commercial	371	Motorcycles	210	Truck Camper	1
Conservation	68	Motor Homes	27	University	8
Farm	16	Passenger	3052	Veteran	111
		Prisoner of War	1	Wabanaki	1
Rapid Renewal registrations 452					

Rapid Renewal is Maine's online motor vehicle registration system. Rapid Renewal can be accessed through the Town of Greene's website, www.townofgreene.net or the State of Maine's website at www.sosonline.org and is available for renewals of registrations previously processed in Greene. The accepted forms of payment are electronic check or credit/debit card. New registrations must still be processed at the town office.

What to bring with you when registering a motor vehicle:

Re-registration: Old registration or plate number, current insurance card & mileage

New Registration: (Dealer Sale): Bill of sale that shows sales tax paid, blue title application form, window sticker, current insurance card & mileage

New Registration (Private Sale): Bill of sale, current insurance card, mileage & title on vehicles 1995 or newer with the prior owner(s) signature(s) on the back.

New Registration (Transfer): Same as above plus registration of the vehicle the plates are being transferred from. This vehicle must no longer be owned by you in order to receive excise tax credit.

Commercial registrations: Commercial business Tax ID number and MDOT number

*Effective January 1, 2011, all vehicles 1995 and newer will always require a title in the State of Maine.

*If you have to file an SR22 or your privilege to register is under suspension, you **MUST** pay your excise tax in the town where you live before finishing the process at a Motor Vehicle Branch.

*If you do not have a current insurance card, you can have your insurance company fax one to the Greene Town Office at **(207) 946-2102**. This must be valid the day you come in to register your vehicle.

*Credit cards are now accepted for payment at the Town Office and on the Rapid Renewal Service; however, there is a 2.5% surcharge by the vendor used to process the payments.



Department of Inland Fisheries & Wildlife Agent Report 2015

Carol Buzzell, IF&W Agent



Fish & Game licenses issued:

Archery	18	Non Resident Fish Season	11
Archery Fishing Combo	1	Non Resident Hunt/Fish Combo	0
Bear	12	Non Resident Jr. Fish	0
Coyote	9	Non Resident 7 or 10 day Fish	4
Crossbow	1	Over 70 Resident	4
Expanded Archery Either Sex	6	Pheasant	0
Expanded Archery Antlerless	3	Resident Serviceman Combo	3
Fishing	364	Resident Serviceman Dependent Combo	0
Resident 1 or 3 day Fishing	2	Small Game	1
Hunting	65	Spring & Fall Turkey	15
Hunting Fishing Combo	149	Superpack	4
Junior Hunting	24	Outdoor Partners	1
Migratory Waterfowl	14	Resident Apprentice Hunt	4
Muzzleloader	26		

Recreational Vehicles issued:

	New	Renewals	Transfer
ATV	52	190	1
Boat	67	235	2
Personal Watercraft		20	
Snowmobile	88	219	4
Non Resident- Lake & River Protection	7		

The Department of Inland Fisheries and Wildlife has an online hunting & fishing licensing system & recreational vehicle renewal system. You can purchase licenses, ATV, snowmobile & boat renewals any time of the day or night, and print your license or registration from your home or office in just minutes. Go to www.townofgreene.net and click on the corresponding icon.

Resident Lifetime Licenses for hunting, fishing, trapping and archery are available to residents of Maine who are 65 years of age or older and residents who are 15 years of age or younger. Invest now in the future of Maine's Fish & Wildlife. Pass on a Maine tradition and a gift that will last a lifetime.

Don't forget to pick up the appropriate State of Maine Law Book at the town office. Many new law changes are in effect. Take time to familiarize yourself with the rules and regulations. These rules are not only to protect, enhance and conserve Maine's wildlife, but also to ensure that you and others have a safe and enjoyable experience.

Do you need to take an outdoor safety course to obtain your license for firearms, archery, crossbow or trapping or a training course for ATV and snowmobile? For course listings visit the IF&W website at www.mefishwildlife.com.

Safety is everyone's responsibility and it begins with you.

Ride Safe & Respect the Landowner.

Animal Control Officer

During the year 2015, the Animal Control Officer handled 130 complaints. They were 60 dogs and cats taken to the Greater Androscoggin Humane Society (GAHS) during the year by residents of Greene and myself.

State law requires all dogs aged 6 months or older to be licensed in the State of Maine. Dogs can be licensed at the Town Office during normal business hours. You can send the required form from the Town of Greene website www.townofgreene.net. Fees for neutered/spayed dogs are \$6.00 per year, while non-neutered/non-spayed are \$11 per year. All dogs must be licensed no later than December 31st of each year and a \$25 late fee will be charged beginning February 1st.

I still get calls for an animal injured or deceased without any identification. Please license your dogs and display the rabies and license tags. This helps locate you, the owner, and may save your pet a trip to the Greater Androscoggin Humane Society. A name and phone number on the collar is also a big help.

By licensing your dog YOU are directly helping the fight against animal cruelty and abuse. Up to 90% of the dog license fees collected go directly to the State of Maine Welfare Program to support cruelty investigations. Licensing your dog also helps to insure public safety by requiring proof of a valid rabies vaccination before a license is issued. Kennel licenses have to be inspected by the ACO before a license can be issued by the Town.

Owners who allow their unattended dogs to run loose, bark excessively and trespass on other people's property caused unnecessary strife among neighbors and should be controlled by the owner of the dog. There has been an increase in dogs attacking other dogs. The dog owners are responsible for the actions of their pets and they are liable for bites, damage etc. Fines can also be incurred.

Note: It is illegal to allow your dog to be at large. Please be mindful of your neighbors. You love your pets but your neighbors may not.

The Greater Androscoggin Humane Society continues to provide care and support for the pets of Greene residents. The Animal Control Officer is pleased to note the continued vigilance, help, concern and caring of these Greene residents and visitors.

If you find an animal, you are required by law to contact Animal Control unless its owner is found right away. Remember how you would feel if you were looking for your animal and someone kept it. Animal Control makes every attempt to locate the owner of the animal before taking it to the shelter. The shelter takes very good care of the animal and keeps it safe until the owner is found under state guidelines.

Our goal is to return your pet to you! To help us do that, your dog needs to be licensed and wear both its rabies and license tags on its collar at all times. We also highly suggest a tag with your name and phone number on it. These tags can be riveted to the collar if you prefer not to hear them jingle.

Part time or summer residents should put their dogs on the town dog registry or put a tag on the dog with their local address and phone number so we can return them to you.

If the dog(s) is no longer in your possession or if you have any questions, please contact the Town office. If you find that you have an issue with your own dog or cat, please contact me and I may be able to assist you in dealing with this situation.

Remember to never handle or approach wild animals! This is for you and your pet's safety. If you see a wild animal injured, please call the Androscoggin Sheriff's Department to contact the game warden.

I would like to thank all the people who complied with the laws and regulations of the State of Maine regarding Animal Welfare. If you have any questions, please contact me 212-2395 (cell phone). The most efficient and reliable way to contact me is thru the Androscoggin County Dispatcher at 753-2500. Protocol requires Androscoggin County to keep records of calls.

Respectfully submitted,
Wendell Strout, Jr.
Animal Control Officer

**Town of Greene
Annual Report 2015**

Report of the Code Enforcement Officer 2015

In 2014 building permits were issued for the following purposes.

New Homes	9
Garages	10
Additions	6
Miscellaneous	8
Kennels	0
Mobile Homes	1
Sheds	8
Replace Camp	1
Deck/porch	4
Barn	2
Pool	1

Once again, it has been my pleasure to assist the Greene Planning Board over the past year with various projects. The Board holds its regular meetings on the second Tuesday of each month at 7:00 pm in the Town Office. If you would like to submit an application to the Board, please, contact me two weeks prior to a meeting. As always I am available to anyone that would like to have a septic system inspected to assure that it is functioning properly. The Board of Appeals meets only as needed and meetings are scheduled accordingly. To schedule an appointment with me, please feel free to call me any time at 576-1413. I am also available in the town office on Monday and Wednesday mornings.

Respectfully submitted,

Kenneth Pratt CEO

FY 2015 Waste Cost Analysis

The Table below illustrates the savings appreciated through recycling. If all the material currently recycled were to be disposed as waste instead of recycled **we would expend an additional \$33,063.76 per year.**
Recycling makes \$ense!

Waste Type	Tip Fee	Tons	Transportation	Labor	Util./Supp./ Equip./Misc.	Total Per Ton
MSW	\$75.64	1,139.91	\$8.13	\$20.53	\$3.22	\$107.52
Demo	\$73.22	324.54	\$19.35	\$20.53	\$3.22	\$116.32
Wood	\$66.45	60.35	\$18.31	\$20.53	\$3.22	\$108.51
Tires	\$135.00	4.98	\$85.00	\$20.53	\$3.22	\$243.75
Recycling	NA	270.88	\$46.34	\$20.53	\$3.22	\$70.09
Total		1,800.66				
Recyclables	Revenue	Tons	Transportation	Labor	Util./Supp./ Equip./Misc.	Avoided Cost * Per Ton
Mixed/Metal	\$18,739.63	270.88	\$30.89	\$20.53	\$3.22	\$52.88
Total	\$18,739.63	270.88		Total Avoided Cost	\$33,063.76	Total \$33,063.76
* Mixed using MSW Tipping Fee of :			\$107.52			
* Metal using Demo Tipping Fee of:			\$116.32			

Greene Volunteer Fire Department

This is the 60th Annual Report of The Greene Volunteer Fire Department. The 25 volunteers responded to a total of 282 Fire, medical ,and motor vehicle crashes calls during 2015.

These volunteers serve the Department by attending meetings, going to mandated training, and keeping the equipment ready to serve the community in the event of an emergency.

Burning permits are issued at the Greene Town Office during normal working hours Monday – Friday. Burning permits are issued on Friday for Saturday and Sunday. This year the Greene Volunteer Fire Department joined Warden’s Report for issuing fire permits in the Town of Greene. There is no charge for the use of this website. The resident signs on to www.wardensreport.com; enters the information for the burning permit, prints off the permit. The Fire Chief and Administration receive a text message immediately of a burning permit being issued. The Fire Department recommend that residents use this web site for obtaining their fire permit.

Think safety!

With proper planning the life you save may be yours!

- Change the batteries in your smoke detectors twice a year.
- Install carbon monoxide detectors in your home. Carbon monoxide fumes do not smell and are increasing problems to home owners.
- Plan an emergency escape route from your home in case of an emergency.
- Make sure all residents of the home know the physical address of the location.
- Fasten your seat belt – seat belts save lives.
- Reminder to please check and clean your chimney often when burning wood. It is against the law and unhealthy to burn other substances in a wood stove.
- Clean your entrance way to your home.
- Make sure your house is numbered, saves valuable time responding to an emergency.

We have a large problem that negatively effects our response to emergencies in town. Addressing numbers are not posted on some of the properties, according to a survey performed by the department. It may not seem like a big deal to some, but if your numbers are not up or are wrong it very likely will slow a response to both you or your neighbor’s home. These numbers were installed when the 911 numbering ordinance came into effect and has been a number of year. They are now faded and not easily readable; or there are simply no numbers posted! Imagine seeing the ambulance drive by your home while your loved one is having a life-altering medical emergency. We now have an ordinance that allows us to notify folks are we find them for non compliance after notice. We as a community need to realize that this is a community issue, and it affects everyone; so please put your proper address numbers up so we can see them and find you in an emergency.

We could use some help! We welcome folks to join the department. You do not need to be a firefighter or EMT to do this. There is a great need for more part time professionals to join us. If you would like to help out, please contact the department and we can answer any questions you may have. Residents are welcome to tour the station, we would be glad to show you around and display the equipment that your tax dollars have purchased to protect and serve the community. We would be glad to hear any issues and explain our perspective or you may call the chief at 240-2267. If you are interested in joining our department, please call or come to the station to talk to the Chief.

The Chief on behalf of the Department expresses appreciation to the fire and rescue volunteers, their families and the residents of the Town of Greene for supporting the Greene Volunteer Fire Department members dedicated to protecting your neighbors and fellow citizens.

Respectfully submitted,
Bruce Sanford, Fire Chief

Greene Planning Board

This was another year for only a few plans for the Town of Greene Planning Board to review. Most of the projects that came before the Board were amendments and modifications of existing plans.

The projects of note before the Board included a new plan for the Bates College Boathouse. This plan was reviewed and approved by the board only to go to the Appeals Board, then came back for re-review and second approval. The board also reviewed plans for changes and amendments to existing plans. The board is beginning the review of an application to enlarge an existing development plan.

The project plans for review by the board have been sparse again this past year and many of the meetings have been cancelled due to no business. However, Maine's economy still continues to lag behind the rest of the country and we are continuing to see the affects of these difficult economic times.

The Planning Board thanks John Bennett for his many years of service and dedication.

Currently the Planning Board has one vacancy still to be filled; we welcome prospective new members to let us know of their interest. Change is good and a fresh pair of eyes can help to fill a position that is being vacated by someone who feels it is time someone else took over. If you think you would like to join, feel free to attend one or more of the monthly meetings. Meetings are scheduled for the second Tuesday of each month at 7:00 PM at the Town Office Building. Schedule changes are noted on Cable TV. Volunteering for a position on the Board is a great way to get involved in your town.

Peter A. Jolicoeur, Secretary
Town of Greene Planning Board

Greene Appeals Board

The Greene Board of Appeals has not met for many years. This year a new Board was appointed to hear the Bates College Boathouse appeal being appealed by Hasafun LLC.

Under the direction of Charles Noonan, Town Manager a workshop was held to for the Appeals Board; this was presented by Joel Greenwood of Kennebec Valley Council of Governments. Attorney James Katsificas was hired to assist us through the process.

The Appeals Board denied the Appeal.

The Board is comprised of Steve Lebrun, Phil Lavoie, Mike Albert, George Farris Jr, and Wendell Strout Jr.

Wendell Strout Jr, Secretary
Town of Greene Appeals Board

Valley Cemetery Association

The annual meeting of the Valley Cemetery Association was held May 9, 2015 at the home of John Fogg.

It was voted to retain the same slate of Officers, Brian Moulton President, George A Fogg Vice President, Sandy Bates Secretary, Donald Rose Treasurer. It was voted to retain the following Directors. Carl Bates, John Fogg, Brian Moulton, George Fogg, Harold Bates, George Farris Jr. Carol Buzzell.

Things needing to be done in the Cemetery were discussed and a Saturday Directors meeting was held.

The annual meeting for 2016 will be held the first part of May, actual time and date, and place of meeting will be announced and posted in the Sun Journal, and Greene Business establishments and on Town Hall Bulletin Board

Respectively submitted

Brian Moulton

Brian Moulton, President

CEMETERY FUNDS HELD IN TRUST

GREENWOOD YARD	AMOUNT	ROSE CEMETERY	AMOUNT
Annie C. Bent	\$350.91	Frank & Fannie Rose	\$109.56
Herbert & Legro Blaisdell	\$111.52		
Bradbury & Steele	\$585.76	VALLEY CEMETERY	AMOUNT
J.K. Briggs	\$215.27	C. A. Austin	\$245.00
Coburn	\$109.56	Thomas J. Bates	\$263.49
Henry & Arthur Coburn	\$236.37	Grace O. Brann	\$198.88
Daniel P. Eaton	\$128.03	Beals & Jillson	\$115.75
Channey Harris	\$114.19	Rebecca Cutler	\$60.08
Silas H. Harris	\$128.21	Augusta Daggett	\$121.60
H. A. Hildreth	\$124.12	Emma R. Daggett	\$117.89
Alice M. Merrill	\$125.44	Fannie Erb	\$196.19
Moulton	\$100.00	Flora Coburn Harris	\$415.31
Caro B. Mower	\$875.10	E. J. Hatch	\$110.73
Fred A. Parker	\$136.21	F. T. Hill	\$269.41
Nicolas & Sweet	\$499.04	R. P. Howe	\$247.81
Walter E. Rose	\$277.92	J. H. Judd	\$116.83
Marshall Sawyer	\$586.68	Owen W. Larrabee	\$428.73
Roscoe V. Shaw	\$115.57	Samuel Maxwell	\$259.58
C. S. Stetson	\$117.55	F. M. Morse	\$369.62
Bessie Stevens	\$107.45	Alfred A. Mower	\$109.90
John & Elinor Taber	\$270.35	W. L. Mower	\$56.74
Charles L. Thomas	\$198.68	Fred B. Parker	\$62.80
R. S. Thomas	\$60.61	Harry J. Parker	\$325.60
Charles Washburn	\$267.13	F. W. Philbrook	\$112.61
Wilkins-Odione	\$208.83	F. L. Rackley	\$142.85
		Edwin L. Rose	\$115.72
MORSE CEMETERY	AMOUNT	Frank & Fannie Rose	\$220.02
F. A. Morse	\$353.70	M. B. Sanborn	\$103.44
		Sanborn-Thompson	\$257.19
PEARE YARD	AMOUNT	O. C. Wight & Son	\$114.20
E. W. Beal	\$406.01		
Phillip Larabee	\$136.02		
Rebecca Larrabee Sawyer	\$268.17		
B. Wilda & A. Spofford	\$134.93		

Total Funds Held in Trust - \$ 12,616.86

Julia Adams Morse Memorial Library

Trustees' Report

2015

Librarian Steve Bouchard made great strides during 2015 to update the library's collection and provide the citizens of Greene with improved services to meet local needs. After extensive weeding, he replaced many worn children's books, strengthened many non-fiction areas of local interest, added popular fiction titles on a timely basis, and substantially expanded the audiobook and DVD holdings. In addition, the library now subscribes to the Maine State Library van service, which allows us access to borrow titles through Inter-Library Loan from libraries throughout the state. Our first year of participation in the Download Library enables patrons to borrow to their e-readers books from the State's ever-growing collection of books in electronic format.

Library programming over the past year included a series of Family Story Times conducted every other Saturday by volunteers Pam Osborn, Sandra Fowler, and Nancy Hinds. The library sponsored a successful Summer Reading Program, which this year encouraged some 93 children to continue their reading over the summer months. Summer volunteers included Sandra Boyle and Jady Negley. Two volunteers, Julie Crosby and Susan Turcotte, assisted Steve Bouchard and library assistant, Dori Burnham, with various projects throughout the year.

During the spring and summer, the library again faced multiple challenges of water in the basement, caused by a variety of reasons, which now (hopefully) are all addressed and the damage repaired. Thanks are gratefully extended to Bob Allison, who wielded the shop vac during our five floods and managed the maintenance issues throughout the year with the help of Gary Buzzell and many trustees' spouses. A new lock and panic bar were installed on the library's former front entrance to meet the fire code, and the wood around that entrance was replaced due to rot. A small roof is to be constructed over the front step to prevent ice buildup in the winter. Trees were removed from the birm between the library and the Grange to improve visibility of the library building and its new sign from the street.

The library is open 33 hours per week: MTW 12-7pm and Th,Sa 9-3pm. Library circulation this year, including Inter-Library Loans was 11, 991 -- a 10% increase over 2014.

We invite you all to visit the library and see what a fine resource it is for Greene citizens. Thanks to the Greene road crew for keeping the field mowed and the drive plowed/sanded, to Glenrock Spring, Ltd. for donating the water cooler, to donors of books to the library, and the town of Greene for making our library such a great community center.

In closing, we wish to extend a very special thanks to former librarian, Patricia Rose, for serving on the Board of Trustees for twenty years (1986-2016).

Trustees:

Patricia Rose (2016)

Marnie Gardner (2017)

Susan Allison (2018)

Evelyn Hodgdon (2019)

Christine Gianopoulos (2020)

4:11 PM
01/06/16
Accrual Basis

JULIA A MORSE LIBRARY
Trial Balance
As of December 31, 2015

	Dec 31, 15	
	Debit	Credit
1000.05 MECHANICS SAVINGS	60,334.41	
1000.01 MINISTR L FUND G1-110-07	0.00	
1000.02 LIBRARY PERM G1-110-08	0.00	
1000.03 LIBRARY FUND G1-110-06	0.00	
1000.04 ROBERT PHILBROOK	0.00	
1030.00 LBRY SVG PERM G1-110-05	0.00	
20000 · Accounts Payable		1,034.57
30000 · 3099.00 FUND BALANCE		53,739.26
32000 · 3900.00 RETAINED EARNINGS		6,144.43
4000.00 INTEREST INCOME		48.25
4100.00 TOWN OF GREENE LIBRARY		44,719.00
4125.00 TOWN OF GREENE REPAIRS		5,000.00
4150.00 TOWN OF GREENE BOOKS		8,930.00
4200.00 MISC INCOME		854.93
5000.00 LIBRARY PAYROLL:5000.01 Librarian	23,926.50	
5000.00 LIBRARY PAYROLL:5000.02 Library Assistant	4,970.00	
5000.00 LIBRARY PAYROLL:5000.03 Custodian	1,042.50	
5000.00 LIBRARY PAYROLL:5000.04 FICA/Social Security	2,290.35	
5010.00 CONTRACTUAL:5010.01 Shoveling/Plowing	105.00	
5010.00 CONTRACTUAL:5010.02 Lawn Care	380.00	
5010.00 CONTRACTUAL:5010.04 Fire Extinguisher	136.05	
5010.00 CONTRACTUAL:5010.05 Annual Audit	750.00	
5010.00 CONTRACTUAL:5010.06A Water Treatment	198.78	
5010.00 CONTRACTUAL:5010.06B Gutter Cleaning	75.00	
5010.00 CONTRACTUAL:5010.07 Security System	240.00	
5010.00 CONTRACTUAL:5010.08 Mandarin Tech Support	1,050.00	
5020.00 MAINTENANCE:5020.01 Repairs	6,382.97	
5020.00 MAINTENANCE:5020.06 Chimney	0.00	
5020.00 MAINTENANCE:5020.07 Miscellaneous	4,044.32	
5030.00 SUPPLIES:5030.01 Library	1,072.01	
5030.00 SUPPLIES:5030.02 Housekeeping	281.24	
5030.00 SUPPLIES:5030.03 Postage	654.63	
5030.00 SUPPLIES:5030.05 Computer Cartridges	282.96	
5030.00 SUPPLIES:5030.07 Summer Reading Program	141.28	
5030.00 SUPPLIES:5030.08 Equipment Replacement	599.97	
5040.00 PROFESSIONAL EXPENSES:5040.01 Professional Dues	35.00	
5040.00 PROFESSIONAL EXPENSES:5040.03 Miscellaneous	129.99	
5300.00 LIBRARY MATERIALS:5300.01 Library Books	10,547.14	
5300.00 LIBRARY MATERIALS:5300.02 Download Library e-book	650.00	
5300.00 LIBRARY MATERIALS:5300.03 Inter-Library Loan/Van	150.34	
TOTAL	120,470.44	120,470.44

Friends of the Julia Adams Morse Memorial Library

Annual Report

2015

The purpose of the organization known as the “Friends of the Julia Adams Morse Library” is to offer services and materials not provided by the Town of Greene , to promote awareness in the community and to act as a fundraiser for the library when needed.

This year we have added several Family and individual names to our “Library Quilt” project. The beautiful quilt now hangs in the Library on permanent display. We will continue to accept names and will be able to add names in the future. Ask at the Library for an application form.

The Friends have purchased two new library book trucks for the library. These will be used for displays and much needed extra shelving.

The Friends are investigating book binder companies with the goal of having the past Annual Town Meeting books bound in five year groups.

We also participated in The Greene Village Days celebration held in September.

In the coming year, the “Friends” will continue to contribute to the Library for additional services and materials as we have in the past.

The “Friends” is a tax exempt organization and therefore, all donations are tax deductible. Any individuals, firms or groups may become members of the organization. Ask at the Library for information.

The “Friends”

Marnie Gardner

Ella Augusta Thompson Trust Fund
Portfolio Summary 1/1/15 - 12/31/15

	Market Value
Cash & Equivalents	\$ 63,410.50
Corporate Bonds & Notes	\$ 260,227.25
Federal Agencies	\$ 20,005.00
Total	\$ 343,642.75
Consumer Discretionary	\$ 90,780.40
Consumer Staples	\$ 88,017.60
Energy	\$ 72,586.97
Financial	\$ 101,526.75
Health Care	\$ 120,747.00
Industrials	\$ 88,381.63
Technology	\$ 251,386.66
Foreign Equity Funds	<u>\$ 88,425.40</u>
Total Common Stocks	\$ 901,852.41
Grand Total	\$ 1,245,495.16

In the year 2015, the Board of Selectman and the Ella Augusta Thompson Trust Fund Committee approved 12 warrants. A total of \$13,542.80 was disbursed for individuals & \$750.00 was disbursed for the annual audit. Income for the year 2015 was \$15,001.87 with a balance of \$2,630.46 carried forward from 2014. The checkbook balance as of December 31, 2015 is \$3,339.53.

Respectfully submitted,

Sandra B. Bubier
Carol Springer
Don Rose

John Fogg
Ellen Wood

Ella Augusta Thompson Trust Fund
Financial Report 1/1/15 - 12/31/15

Beginning Balance 1/1/15	\$2,630.46
--------------------------	------------

Income:

Investment Income	\$ 15,000.00	
Bank Interest	\$ 1.87	
Total Income		\$ 15,001.87
Total Revenues		\$17,632.33
Total Disbursements		<u>\$ 14,292.80</u>
Balance 12/31/15		\$3,339.53

Disbursements:

Central Maine Power Co.	\$ 1,329.09	
LH Stewart	\$ 6,901.69	
Greene Village Pharmacy	\$ 4,713.55	
Heutz Oil	\$ 598.47	
		\$ 13,542.80
Annual Audit	\$ 750.00	<u>\$750.00</u>
Total Disbursements		\$ 14,292.80

Ten individuals assisted in the year 2015:

1	\$	3,474.30
2	\$	1,831.22
3	\$	26.50
4	\$	269.25
5	\$	1,631.69
6	\$	1,540.10
7	\$	598.47
8	\$	1,324.58
9	\$	683.99
10	\$	2,162.70
Total	\$	13,542.80

Greene Community Scholarship Committee 2015

The Greene Community Scholarship Committee raises funds for deserving students who are bound for college and post-secondary technical schools. In the past twelve years, 40 students have received scholarship awards totaling \$42,000.

The scholarship committee would like to thank the voters of Greene for their continued support of our young graduates wishing to further their education. These scholarships make a difference in the ability of these young people to follow their dreams.

The 2015 Greene Community Scholarship recipients were as follows:

Colin J Girouard \$1,500

Haley J. Teacutter \$1,000

Austin P. Anderson \$1,000

Respectfully submitted,
Carol Buzzell, chair
Christos Gianopoulos
Sarah Knowlton
Judith Marden
Annette Roy
Cheryl Ward

Greene Bicentennial Scholarship

Submitted by Carol Buzzell

Greene Bicentennial Scholarship is presented annually to a graduating senior attending Leavitt Area High School that resides in Greene. The funds for this scholarship come from interest earned on Greene's share of a multi-million dollar fund administered and awarded by the Leavitt Trustees. The original investment was made with monies earned by the Greene Bicentennial Celebration in 1988.

The 2015 Greene Bicentennial Scholarship recipient is Sadie Royer.

Greene Historical Society

“Preserve written records, improve awareness and promote community involvement”

Dear Citizens of Greene,

Town of Greene, incorporated in 1788, has a rich and interesting history. Many of its stories can be found in the book Mower's History of the Town of Greene (available in the Library and by order from the Historical Society). Still more stories reside in families that have been part of the town for over 200 years, and in the historic buildings that can be found along our oldest roads. If you care about learning more about and preserving the history of Greene; the Greene Historical Society needs YOU!

Our headquarters are in the Old Town Hall on Main Street, where we can have meetings and speakers among the beginnings of a collection of historic items from the town. The year 2015 was busy for the Greene Historical Society, with speakers Lew Alessio, Barbara Randall, Rena Wilbur, Memories of Allen Pond all had a good turnout. The meeting of Memories of Sabattus Lake did not turn out only one person came to that meeting. We also have meetings that the Board brainstormed on what the GHS should plan for projects; go thru some of the scrapbooks that have been donated. We were open on Greene Village Day had people stop in to visit. Our plans for 2016 is to have another meeting on Memories of Allen Pond and one on Memories of Sabattus Lake; to put a calendar together of old barns, speaker on genealogy research. If you know of a speaker who would attract a good audience, please contact us. The Historical Society needs volunteers to assist the Board in planning programs.

Join us March 24 at 6:30 PM at the Greene Historical Society Building. The program is “What in tarnation is it”? Look around your house to see what you can bring. This should be a fun filled evening to see what people can bring. Our 2016 meeting are going to be the third Thursday of the month.

Thanks to the many townspeople who have donated time, money or artifacts to the Historical Society. Many thanks to Judy Marden, Robert Stevens, Una & Brad Tuck, Glenice Bubier, Lew Alessio, Mike Stephanak, Cari Hebert, Rannon Henry and Sally Ann Hebert for taking time to scrap and paint the ice cream building by the Town Office.

We appreciate support the residents of Greene and surrounding communities have given to the Historical Society in the past. Research and Preservation committees are continually gathering data and information for the society and any requests that come to us. One project in the near future is to collect data on the older homes on Main Street to see if they qualify for a historic district of Town. This needs to be pursued during 2016 before Greene loses its character because older homes are being demolished and lost forever.

Officers are:

- ❖ President, Sally Ann Hebert 946-1074
- ❖ Treasurer, Donald Rose 946-5659
- ❖ Official Historian, Donald Rose
- ❖ Preservation, Judy Marden 946-5087

New members are always welcome. Annual membership dues are \$5.00 per household or \$10.00 for corporate members. Annual membership dues and donations may be mailed to:

Greene Historical Society
% Donald Rose
1092 N River Road, Greene, Maine 04236.

In addition to the above, we would like to acknowledge and thank all of our members, officers, volunteers of the society, as well as the Town of Greene for their support and involvement.

Respectfully submitted,
Sally Ann Hebert, President

Greene Historical Society
Report of the Treasurer for the year 2015

Beginning Balance 1/1/2015:

Cash on Hand	\$	420.65	
Checkbook		<u>154.51</u>	
			\$ 575.16

Expenses:

Fair Point Communication	\$	576.82	
Membership Maine Archives		25.00	
Great Falls Security		300.00	
Fielding's Oil & Propane Co		8.51	
Pettengill Printing (membership cards)		64.50	
Great Falls Security (replace transmitter & battery		355.42	
Refreshments for meeting		17.75	
A & A Hardware (Paint & Brushes)		<u>75.92</u>	
Total Expenses			\$ 1,423.92

Receipts:

Membership Dues & Donations	\$	325.00	
Town of Greene Appropriation		800.00	
Sale of Reprint Town of Greene History		<u>41.00</u>	
Total Receipts			\$ 1,166.00

Ending Balance 12/31/2015:

Cash	\$	177.62	
Checkbook		<u>139.62</u>	
			\$ 317.24

Respectfully submitted,

D.H.Rose, Treasurer

WGLT TV7

Greene's Local Access Television

WGLT TV 7 would like to say Thank You to the viewers and supporters of Greene Local Access Station. We have been broadcasting to the residents of Greene 26 years. Our first broadcast was May 1989.

With a limited crew of volunteers; we continue to provide local access programming to the residents of Greene. We continue to broadcast the MSAD 52 School Budget Meetings and Androscoggin County Commissioners meeting. We are receptive to any ideas for programming. Please let us know.

The station could not run without the dedicated volunteers that have keep everything running from the station. This involves many, many hours of which totals over 1,100 hours for just Mike and Dick. Not to mention the many miles traveling to the studio, broadcasts, etc to keep WGLT TV7 programming running. There are many hours spent behind the scene arranging broadcasts, maintaining the equipment, keeping everything up to date. This year we had a few problems with the server going off air for a few days and other miscellaneous problems that Mike was able to fix with his knowledge of working in the broadcast field. Thanks to Mike and Dick. Thanks to all the volunteers and their families.

This year we purchased a generator for the Town Office Building, to keep us on the air when the power goes out. Town funds were used to assist in this purchase.

If you do not have Time Warner Cable you can view the programming on <http://wglgreeneme.pegcentral.com>.

We continually to bring "On The Greene Line" to bring local issues to the viewers. There will be a Town Candidates night before the March 4th election.

Thank you for supporting us the past 25 years!

Sally Ann Hebert, Chairman
Joanne Boyington
Michael Stephanak
Richard Clark

Greene Village Day, 2015-“Remembering Greene during the Civil War” Annual Report

Greene’s Village Day Celebration, was held on “The 2nd Saturday in September”, Saturday the 12th in 2015.

The Event’s tables and games filled in completely, the total length around the lower ball field at Recreation Park, and we had a great crowd.

The Opening Ceremony was held at the town’s Veteran’s Memorial, and it was done with a majestic salute to our US Veterans. This special salute was magnified this year by the talents of our guest parade director, Willie Danforth, who has participated in our GVD parades for years, supporting our American Vets, always with a unique flair. Selectman Tony Reny directed the crowd in a heartfelt “Community Sing” of our National Anthem, and Greene’s Boy Scout Troop # 113, together with a group of area Veterans, performed a wonderful salute to the raising of “Old Glory”. The Committee was sorry to hear that The 195th Army National Guard Marching Band had to go on “mandatory maneuvers” that weekend and could not attend our Celebration. SFC Christopher Cook, sent me a very nice apologetic letter, and said that he hoped that they would be invited again in 2016.**

The parade’s Grand Marshall Paul Bussiere, Owner of Greene IGA, and a loyal supporter of Greene Village Day for many years, was driven down Main Street by a horse team pulling a covered wagon from Meadowbrook Farm. The horses had ribbons tied in their manes and tails, in red white and blue colors. The horse team, from Meadow Creek Farm, also gave attendees free rides all day, sponsored by Greene IGA.

We had a very special event in the parade this year. The 3rd Maine Regiment/ Volunteer Infantry marched in the parade, followed by some 1860s attired civilian women that strolled down Main Street to the “Fife & Drum” Corp’s music. The Infantry’s marksmen also dropped to one knee every so often, and fired their muskets into the air! Many area Fire and Rescue trucks, along with Greene’s “Squad One” Rescue Unit that won the “Best in Show” parade division this year, drove in the parade. The owner of the “Judges Favorite Vintage Vehicle”, also won a cash prize of \$50.00, was a 1973 Red Mustang, owned by Don Morris of Lewiston. (The GVFD was required to turn in the \$50.00 cash prize to the town office, so we made up a special “Winner’s Certificate” for the Rescue Unit to hang in the Fire Station.)

Other contest winners for 2015 were: Amazing Baby, Conner Doyon (Parents are David & Danielle Doyan) of Leeds, Decorated Bike, Rannon Henry, age 6 of Leeds, Women’s Skill Toss, Christina Ross and sadly, there were no entries for the Men’s Nail Driving Contest.

We would like to thank our 2015 sponsors that still generously helped us with cash donations or items for our GVD raffle: Greene IGA, Glen Rock Spring Water, Fleet Truck, Ron’s Barber Shop. Hurricane’s Café, Independent Power Company, Michaud’s Pool Service, A & A Hardware, Morgan’s service Station, Town n’ Country Foods (Pine Sate Trading Co.) Turner Highlands Golf Course, and a special thanks to Becky at The Meadow’s Senior Living Center.

Off the field, we cannot forget to mention that the Greene Historical Society was back with us this year. They opened their doors to everyone who has an interest in the wonderful and exciting archives that the Society maintains for the residents of Greene. Dick Clark set up his miniature railroad display again,

known to all in Greene as “Toot n’ Chug. The one event at GVD where the entry fee was always “one smile”.

We would also like to all of the Greene non-profit organizations that came and set up in Recreation Park, filling the entire circumference of the field; Greene Senior Citizens, Julia Morse Library, Androscoggin Grange #8, GYAA’s Snack Shack (GYAA also orchestrated some all day, very entertaining Soccer Games just for the GVD crowd too) RAFTS School, Conservation Committee, GVFD and... last, but most certainly not least WGLT-TV, for making the usual video of the town’s annual celebration. The Greene Christian Community Church (formally The Greene Universalist Church) declined setting up their baked goods table this year to make extra funds to support their new free public meals & concerts. Instead, very available church member came down to volunteer and helped with GVD instead, making 2015, the best year that Greene Village Day ever had. Some of the Volunteers this year, also created their own replica costumes to wear at GVD, to emulate the styles of the 1860s.

Another organization and two businesses that came this year with Free entertainment options for the kids were; The Androscoggin Sheriff’s Department, and The Monmouth Federal Credit Union had an exciting “Dollar Hunt in the Hay”, which was free for the kids, and was over very quickly! Greene IGA also had their usual, free “Cookie Stacking” contests all day, with great prizes.

The entertainment for the field was the fabulous and very talented Pelletier’s Karate Dojo’s students, our new impersonator and M.C., Guy Stevensen, the band: “Fine Folks” playing bluegrass 1880s actual songs that were popular during the Civil War, Ron Carlson: Wood Carver, Oak Hill Farm’s pony rides, and more exciting musket drills from our visiting 3rd Maine Regiment, Company A.

Most of the people there that day, will always remember the sight of Union soldiers, strolling, arm and arm with the ladies who once lived in our town of Greene during the Civil War.

The most exciting part of GVD’s year of 2015 for me, was being asked by radio station Z105.5’s station manager, to go on their “Breakfast Club” interview show one morning, and explain the concept of a town like Greene, that has an annual celebration, that is *only for the benefit* of their non-profit organizations to sell baked goods and crafts to keep their group running, and everything else is Free for the public all day!

Sadly, 2015 was the last time that our Committee will work to put on the Greene Village Day Celebration. It is our sincere hope that another Chairman will be chosen by the Greene Selectmen, and the town residents, who, with a new committee, will continue this wonderful, annual celebration of the joy of living in Greene, Maine.

We would like to thank everyone involved in Greene Village Day for taking part in creating an experience, for the past 4 years that we, as a Committee, will not soon forget;

Chairman and Finances: Joanne Boyington (Co-Chairman): Byron Boyington, Secretary and Carnival: Jodie Hollowell, Contests & Raffles: Lois Towle
Promotions & Bounce House (Bouncer): Rob Towle, Sport Events: Glenn Chateauvert, GYAA President, (Selectman) Dick Clark and Uriah Merrick, Advisors
Selectman Advisor: Tory Reny

Sincerely, JS Boyington

VILLAGE CELEBRATION
Profit & Loss
January through December 2015

	<u>Jan - Dec 15</u>
Income	
DONATIONS	\$ 581.50
1001 · CHECKING INTEREST	13.03
3019 · REVENUE	
3020 · AMUSEMENT INCOME	419.00
3022 · SPECIALTY ITEM INCOME	45.25
Total 3019 · REVENUE	<u>464.25</u>
 Total Income	 \$ 1,058.78
 Expense	
4001 · AMUSEMENT COST	\$ 787.57
4002 · GAME AND PRIZES COST	675.25
4003 · ENTERTAINMENT COST	850.00
4006 · POSTAGE	44.25
4007 · EVENT COST	529.81
Total Expense	<u>\$ 2,886.88</u>
 Net Income	 <u><u>\$ (1,828.10)</u></u>

Real Estate Valuation 2015

Owner	Land	Building	Exempt	Net Value	Tax Amount
A & M REALTY TRUST	53,800	153,800	10,000	197,600	2,817.78
ABEL, NICHOLAS A.	49,500	130,300	0	179,800	2,563.95
ACKLEY, WILLARD J	45,000	113,100	10,000	148,100	2,111.91
ADAMS, KATHLEEN MARIE	95,200	11,500	0	106,700	1,521.54
ADAMS, ROLAND H JR	47,700	192,000	10,000	229,700	3,275.52
ADAMS, WILLIAM R III	50,900	126,800	10,000	167,700	2,391.40
ADDITON, ERROL F	2,100	0	0	2,100	29.95
ADKINS, JOSEPH L	58,300	168,500	0	226,800	3,234.17
AKERS, RICHARD	49,000	132,100	10,000	171,100	2,439.89
AKERS, WILLIAM I	0	27,600	0	27,600	393.58
ALBERT LLC	57,800	194,400	0	252,200	3,596.37
ALBERT, MICHAEL	40,700	136,800	10,000	167,500	2,388.55
ALBERT, MICHAEL O	65,800	127,800	10,000	183,600	2,618.14
ALESSIO, LEWIS	66,400	150,800	10,000	207,200	2,954.67
ALESSIO, LEWIS	49,100	20,900	0	70,000	998.20
ALLEN, DENNIS D	45,900	145,100	16,000	175,000	2,495.50
ALLEN, JOSEPH N JR	82,000	111,400	0	193,400	2,757.88
ALLEN, KENNETH A	46,800	107,300	16,000	138,100	1,969.31
ALLEN, MAYNARD (HEIRS)	129,700	14,200	0	143,900	2,052.01
ALLEN, WHITNEY S	92,900	168,800	0	261,700	3,731.84
ALLISON, ROBERT W	47,200	168,900	10,000	206,100	2,938.99
ALMY, LISA M	46,600	145,800	0	192,400	2,743.62
ALVARADO, VALENTIN	48,200	84,300	0	132,500	1,889.45
AMOS, DAVID	46,800	137,100	10,000	173,900	2,479.81
AMOS, DIANE A	33,600	0	0	33,600	479.14
AMOS, GREGORY D	62,800	144,200	0	207,000	2,951.82
ANCTIL FAMILY TRUST	46,900	123,200	10,000	160,100	2,283.03
ANCTIL, DAVID A	52,200	138,500	10,000	180,700	2,576.78
ANCTIL, KAREN	115,200	37,200	0	152,400	2,173.22
ANDERSON, CARL P	43,200	171,100	10,000	204,300	2,913.32
ANDERSON, CHARLES M	57,200	174,700	0	231,900	3,306.89
ANDREW, FRED M	55,700	159,000	10,000	204,700	2,919.02
ANGERS, LOUIS A	53,300	6,500	0	59,800	852.75
ANGERS, LOUIS A	6,200	300	0	6,500	92.69
ANNear, KELLY J	46,200	93,100	10,000	129,300	1,843.82
ANTHONY, ARTHUR	97,500	0	0	97,500	1,390.35
ANTIQUE DEPOT & TRADING	8,200	12,400	0	20,600	293.76
APPLE MOUNTAIN LLC	39,000	22,200	0	61,200	872.71
ARCP FD PORTFOLIO, LLC	46,400	980,400	0	1,026,800	14,642.17
AREL, SEAN	800	0	0	800	11.41
AREL, SEAN	52,200	60,000	0	112,200	1,599.97
AREL, STEVE M	42,200	92,700	0	134,900	1,923.67
ARGUETA, ABELISARIO	52,900	118,200	0	171,100	2,439.89
ARMSTRONG, THERESA L	46,900	103,000	10,000	139,900	1,994.97
ARRACHE, HECTOR A	173,100	186,600	10,000	349,700	4,986.72
ARSENEAULT, BRYAN M	119,500	84,800	0	204,300	2,913.32
ARSENEAULT, BRYAN M &	33,000	25,800	0	58,800	838.49
ARTHUR, PATRICK S	52,800	112,800	14,000	151,600	2,161.82
ARTHUR, PATRICK S	46,000	75,500	0	121,500	1,732.59
ASQUITH, KATHLEEN M	45,500	139,700	10,000	175,200	2,498.35
ASSELIN, RICHARD R	39,000	217,600	0	256,600	3,659.12
ASSELIN, RICHARD R	46,200	133,100	0	179,300	2,556.82
ASSELIN, ROLAND (HEIRS)	1,200	0	0	1,200	17.11
AUBURN PLAZA INC	95,100	0	0	95,100	1,356.13
AUBURN PLAZA INC	22,000	0	0	22,000	313.72

Real Estate Valuation 2015

Owner	Land	Building	Exempt	Net Value	Tax Amount
AUBURN PLAZA INC	19,600	0	0	19,600	279.50
AUDET, ADAM T	45,000	110,900	0	155,900	2,223.13
AUDET, SHERI L	52,800	1,300	10,000	44,100	628.87
AUDET, THEODORE D	53,700	124,200	0	177,900	2,536.85
AUSTIN, BARRY	50,800	76,500	10,000	117,300	1,672.70
AUSTIN, JONATHAN	63,500	154,500	0	218,000	3,108.68
AUSTIN, LINDA	42,500	16,200	10,000	48,700	694.46
AUSTIN, PETER	71,700	27,700	0	99,400	1,417.44
AYER, JANICE A	35,800	95,800	10,000	121,600	1,734.02
B & C INVESTMENT CORP	79,700	580,100	10,000	649,800	9,266.15
BABBITT, MONIKA E	40,200	82,600	16,000	106,800	1,522.97
BACHKOVSKY, LISA	47,600	85,700	10,000	123,300	1,758.26
BALL, PATRICE J	48,300	28,400	0	76,700	1,093.74
BANKS, DAVID C	45,200	66,500	0	111,700	1,592.84
BARBATO, SCOTT M	46,800	193,600	0	240,400	3,428.10
BARCELOU, ROBERT D	44,900	106,100	10,000	141,000	2,010.66
BARIL, JOHN A	47,600	97,200	0	144,800	2,064.85
BARIL, RICHARD	67,100	126,500	10,000	183,600	2,618.14
BARKMAN, KIRK R	158,200	250,000	10,000	398,200	5,678.33
BARKMAN, NANCY KIRK	58,300	131,800	10,000	180,100	2,568.23
BARNES, GARY C	39,400	102,700	10,000	132,100	1,883.75
BARRY, DUSTIN P	48,500	124,700	0	173,200	2,469.83
BARRY, ROBERT	47,000	228,800	10,000	265,800	3,790.31
BARTHOLOMEW, SCOTT	51,200	133,500	0	184,700	2,633.82
BARTHOLOMEW, SCOTT A	61,900	166,100	0	228,000	3,251.28
BATES, CARL	45,000	95,300	10,000	130,300	1,858.08
BATES, HAROLD E	125,500	242,600	0	368,100	5,249.11
BATES, HAROLD E	39,500	184,700	10,000	214,200	3,054.49
BATES, KEITH A	76,700	110,000	10,000	176,700	2,519.74
BATES, RODNEY L	46,200	128,000	10,000	164,200	2,341.49
BATES, SCOTT R	46,300	145,600	10,000	181,900	2,593.89
BATRON, KELLIE	35,800	46,000	0	81,800	1,166.47
BATRON, KELLIE J	42,700	36,900	0	79,600	1,135.10
BATRON, KENNETH	51,700	0	0	51,700	737.24
BAZINET, MARC L	47,300	91,400	10,000	128,700	1,835.26
BAZINET, MARCEL	55,500	77,300	16,000	116,800	1,665.57
BAZINET, ROLAND	41,100	153,500	10,000	184,600	2,632.40
BEAL, CLAY	1,800	0	0	1,800	25.67
BEAM, STEVEN J	60,200	173,400	10,000	223,600	3,188.54
BEAUCAIRE, DAWN L	47,000	129,800	10,000	166,800	2,378.57
BEAUCHESNE, BARRY B	46,500	174,300	0	220,800	3,148.61
BEAUCHESNE, DAVID	42,600	151,100	0	193,700	2,762.16
BEAUCHESNE, DAVID G	14,200	0	0	14,200	202.49
BEAUDOIN, JOE	0	23,600	0	23,600	336.54
BEAUDOIN, MICHAEL	46,300	110,500	10,000	146,800	2,093.37
BEAULE, DAVID B	49,900	228,000	10,000	267,900	3,820.25
BEAULE, JOSHUA	47,100	130,500	0	177,600	2,532.58
BEAULE, MARK L	45,700	120,900	10,000	156,600	2,233.12
BEAULE, RORY	63,100	121,600	10,000	174,700	2,491.22
BEAULE, RORY M	33,600	0	0	33,600	479.14
BEAULIEU, IRENE A	85,900	80,700	10,000	156,600	2,233.12
BEAUPRE PROPERTIES LLC	47,300	116,100	0	163,400	2,330.08
BEAUSANG, KATHRYN J	46,500	62,000	0	108,500	1,547.21
BECKEY, EVANGELISTA	45,900	111,700	0	157,600	2,247.38
BECKEY, ROBERT	96,200	98,100	16,000	178,300	2,542.56

Real Estate Valuation 2015

Owner	Land	Building	Exempt	Net Value	Tax Amount
BECKEY, ROBERT	0	6,800	0	6,800	96.97
BECKEY, TIMOTHY E	41,700	100,500	0	142,200	2,027.77
BECVAR, RICHARD E	97,900	123,800	10,000	211,700	3,018.84
BEDFORD, DONALD	45,000	101,500	10,000	136,500	1,946.49
BEDFORD, KELLY	49,700	99,500	10,000	139,200	1,984.99
BEGIN, GILBERT	59,500	21,500	16,000	65,000	926.90
BEGIN, GILBERT R	46,200	9,100	0	55,300	788.58
BEGIN, JANINE M	50,800	81,700	10,000	122,500	1,746.85
BEGIN, JOHN & JOY	0	46,300	0	46,300	660.24
BEGIN-LEBLANC, TAMMY L	46,500	153,900	10,000	190,400	2,715.10
BELAIRE, TODD	42,600	169,200	10,000	201,800	2,877.67
BELANGER, ANITA V LIFE	52,500	114,200	16,000	150,700	2,148.98
BELANGER, ANITA V LIFE	33,200	0	0	33,200	473.43
BELANGER, EMILY	57,600	0	0	57,600	821.38
BELANGER, RICHARD P	58,200	146,700	10,000	194,900	2,779.27
BELISLE, JOHN M	47,500	137,900	10,000	175,400	2,501.20
BELLEGARDE, PETER F	46,800	163,100	10,000	199,900	2,850.57
BELLMORE, DANNY R	47,400	198,800	0	246,200	3,510.81
BENNER, MELISSA W	42,500	44,300	0	86,800	1,237.77
BENNETT, JOHN J JR	50,100	210,100	10,000	250,200	3,567.85
BENSON, DEBORAH L	42,500	85,800	10,000	118,300	1,686.96
BERNARD, CHELSEA R	47,700	104,100	0	151,800	2,164.67
BERNARD, MARK	54,200	113,600	10,000	157,800	2,250.23
BERNARD, ROLAND R	59,000	152,900	10,000	201,900	2,879.09
BERNATCHEZ, MARIE J	81,200	44,800	0	126,000	1,796.76
BERNIER PROPERTIES LLC	51,800	317,100	0	368,900	5,260.51
BERNIER, ADAM M	40,800	192,200	10,000	223,000	3,179.98
BERNIER, BRIAN B	72,700	157,500	10,000	220,200	3,140.05
BERNIER, GEORGE A	47,100	30,900	16,000	62,000	884.12
BERNIER, HENRY	69,900	71,500	0	141,400	2,016.36
BERNIER, LORRY A	46,400	103,900	0	150,300	2,143.28
BERNIER, NORMAN R	52,700	191,300	10,000	234,000	3,336.84
BERNIER, ROBERT	39,500	155,300	10,000	184,800	2,635.25
BERNIER, ROGER	44,000	339,100	0	383,100	5,463.01
BERNIER, ROGER	153,100	78,600	10,000	221,700	3,161.44
BERRY, CHET B	49,800	44,300	10,000	84,100	1,199.27
BERUBE, NATHAN L	45,300	41,200	0	86,500	1,233.49
BERUBE, ROBERT B	46,800	209,300	10,000	246,100	3,509.39
BERUBE, TIMOTHY W	42,900	83,100	10,000	116,000	1,654.16
BICKETT, HUGH P	35,000	85,300	16,000	104,300	1,487.32
BICKETT, HUGH P	43,000	18,300	0	61,300	874.14
BICKFORD, TONY K	48,100	99,300	10,000	137,400	1,959.32
BILODEAU, JEFFREY R	57,300	258,100	10,000	305,400	4,355.00
BILODEAU, KATHLEEN R	118,600	176,700	10,000	285,300	4,068.38
BILODEAU, KATHLEEN R	34,400	0	0	34,400	490.54
BINETTE, COREY J	46,500	126,500	0	173,000	2,466.98
BIRON, MICHAEL	40,800	108,300	10,000	139,100	1,983.57
BIRON, THOMAS	39,200	86,700	0	125,900	1,795.33
BISESTI, BRIANNA	77,100	0	0	77,100	1,099.45
BISESTI, JAMES	163,900	371,500	10,000	525,400	7,492.20
BISESTI, JAMES L	77,100	0	0	77,100	1,099.45
BISESTI, JAMES L	93,300	188,700	0	282,000	4,021.32
BISHOP, ZENNIE, ET ALS	40,800	10,000	10,000	40,800	581.81
BISSON, TOBY L	49,800	158,500	10,000	198,300	2,827.76
BISSONNETTE, MARCEL F	42,800	55,700	10,000	88,500	1,262.01

Real Estate Valuation 2015

Owner	Land	Building	Exempt	Net Value	Tax Amount
BITETTI, JOSEPH	0	10,900	0	10,900	155.43
BLACKWOOD, ELISABETH	94,000	0	0	94,000	1,340.44
BLAIS, BEAU J	47,000	237,300	0	284,300	4,054.12
BLAIS, GERARD JR	46,200	264,700	0	310,900	4,433.43
BLAIS, JOSEPH C	46,200	96,000	16,000	126,200	1,799.61
BLAIS, MARIO EMILE	47,500	112,200	10,000	149,700	2,134.72
BLAIS, PHILIP R	46,200	130,200	10,000	166,400	2,372.86
BLAIS, RICHARD M	66,200	160,800	0	227,000	3,237.02
BLAISDELL, JULIA	40,000	0	0	40,000	570.40
BLANCHARD, BRUCE L	46,800	123,800	10,000	160,600	2,290.16
BLANCHETTE, DENISE	34,700	17,300	0	52,000	741.52
BLAZER, KEVIN	600	0	0	600	8.56
BLIER, RAYMOND N	51,300	95,600	10,000	136,900	1,952.19
BOB'S RESTORATION LLC	40,500	22,600	0	63,100	899.81
BOEHM, VICTORIA M	41,500	30,800	10,000	62,300	888.40
BOLDUC, GAETON	61,900	0	0	61,900	882.69
BOLDUC, GAETON	43,100	164,500	0	207,600	2,960.38
BOLDUC, JOAN J	54,000	48,600	10,000	92,600	1,320.48
BOLDUC, MATTHEW D	38,200	118,900	10,000	147,100	2,097.65
BOLDUC, PATRICIA M	42,000	66,800	16,000	92,800	1,323.33
BOLDUC, RICHARD	39,700	89,900	16,000	113,600	1,619.94
BOND, ROSE	46,200	26,100	10,000	62,300	888.40
BONENFANT, NICHOLAS W	1,400	0	0	1,400	19.96
BONENFANT, NICHOLAS W	51,800	140,300	0	192,100	2,739.35
BOONE, MICHAEL P	45,000	91,200	0	136,200	1,942.21
BOSSE, ANN M	56,600	107,400	0	164,000	2,338.64
BOSSE, DAVID D	61,600	247,300	10,000	298,900	4,262.31
BOSSE, GERARD C JR	47,700	180,800	10,000	218,500	3,115.81
BOSSE, STEVEN J	61,700	249,600	0	311,300	4,439.14
BOUCHARD, BRIAN	43,800	122,800	0	166,600	2,375.72
BOUCHARD, REGINALD	60,900	96,800	10,000	147,700	2,106.20
BOUCHARD, SUZANNE H	164,300	202,600	16,000	350,900	5,003.83
BOUCHER, DONALD D	46,600	168,400	10,000	205,000	2,923.30
BOUCHER, JAMIE	62,300	152,100	10,000	204,400	2,914.74
BOUDREAU, DENNIS R	43,800	78,400	10,000	112,200	1,599.97
BOUDROW, FRANCIS	6,600	0	0	6,600	94.12
BOUDROW, FRANCIS	61,000	57,900	0	118,900	1,695.51
BOULET, MARK K	62,400	165,700	10,000	218,100	3,110.11
BOULET, RAYMOND R	46,800	99,400	0	146,200	2,084.81
BOULET, STEVEN P	61,400	368,900	10,000	420,300	5,993.48
BOULEY, MAURICE R	57,200	210,400	10,000	257,600	3,673.38
BOURGEOIS, RICHARD	43,100	118,200	0	161,300	2,300.14
BOURGOIN, ROBERT A II	29,400	1,700	0	31,100	443.49
BOURGOIN, ROBERT A II	55,900	185,300	10,000	231,200	3,296.91
BOURGOIN, ROGER L	53,100	156,500	10,000	199,600	2,846.30
BOWDEN, ETHEL B	24,000	0	0	24,000	342.24
BOWDEN, ETHEL B	48,000	233,800	10,000	271,800	3,875.87
BOWDEN, ETHEL B	20,600	0	0	20,600	293.76
BOWDEN, JEFFREY	51,000	173,200	10,000	214,200	3,054.49
BOWDEN, JEFFREY G	37,200	0	0	37,200	530.47
BOYD, DEBRA E	41,900	144,800	10,000	176,700	2,519.74
BOYD, DOUGLAS	121,100	0	0	121,100	1,726.89
BOYINGTON, BYRON L	30,300	58,500	0	88,800	1,266.29
BRADBURY, NANCY	47,700	108,500	0	156,200	2,227.41
BRADBURY, DUSTIN	32,900	0	0	32,900	469.15

Real Estate Valuation 2015

Owner	Land	Building	Exempt	Net Value	Tax Amount
BRADBURY, DUSTIN	57,000	190,200	0	247,200	3,525.07
BRADEN, LAURA J	64,300	132,900	10,000	187,200	2,669.47
BRAGDON, NATALIE J	51,500	158,400	10,000	199,900	2,850.57
BRAGG, GARY L	50,800	107,400	10,000	148,200	2,113.33
BRANDT, ALVIN T	31,900	0	0	31,900	454.89
BRAUN, MICHAEL G	112,400	56,200	0	168,600	2,404.24
BRAWN, ALICE D	69,500	14,800	0	84,300	1,202.12
BRETON, DAVID	3,700	0	0	3,700	52.76
BRETON, GAETAN JR	47,800	248,100	10,000	285,900	4,076.93
BRETON, GERARD P	152,900	143,200	10,000	286,100	4,079.79
BRETON, LUCIEN E	39,700	19,700	16,000	43,400	618.88
BRETON, SHELLEY R	1,500	0	0	1,500	21.39
BRETON, STACEY L	54,500	203,200	10,000	247,700	3,532.20
BREWER, JANICE	40,800	96,400	16,000	121,200	1,728.31
BREWER, RICHARD	36,200	81,400	10,000	107,600	1,534.38
BRIGGS, BEATRICE A	44,600	24,100	0	68,700	979.66
BRISSON, TODD C	57,200	186,000	0	243,200	3,468.03
BROBERG, EILEEN	71,400	18,900	0	90,300	1,287.68
BROGNA, ANTHONY M	40,500	60,500	0	101,000	1,440.26
BROOKE, GREGORY A	49,000	151,500	0	200,500	2,859.13
BROOKFIELD RENEWABLE	1,008,000	0	0	1,008,000	14,374.08
BROUSSEAU, DANA R	55,100	100,500	0	155,600	2,218.86
BROWN, CHARLES E JR	47,700	119,000	16,000	150,700	2,148.98
BROWN, JOSEPH	40,800	108,400	0	149,200	2,127.59
BROWN, ROBERT M	182,300	131,100	0	313,400	4,469.08
BROWN, STEVEN C	125,700	115,300	0	241,000	3,436.66
BRULE, DAVID J	40,800	115,100	10,000	145,900	2,080.53
BRULE, PHILIP L TRUSTEE	56,600	0	0	56,600	807.12
BRULE, PHILIP TRUSTEES	42,600	0	0	42,600	607.48
BRULE, RAYMOND L	45,500	156,600	10,000	192,100	2,739.35
BRUNO, MARTIN REVOCABLE	48,100	128,000	10,000	166,100	2,368.59
BRYANT, DAVID W	45,200	226,200	0	271,400	3,870.16
BUBIER CONTRUCTION, INC	89,600	2,200	0	91,800	1,309.07
BUBIER, BARBARA	54,000	135,300	10,000	179,300	2,556.82
BUBIER, BARBARA	10,400	0	0	10,400	148.30
BUBIER, BARBARA C	0	2,500	0	2,500	35.65
BUBIER, BARBARA C	15,800	0	0	15,800	225.31
BUBIER, BARBARA R	132,800	30,700	0	163,500	2,331.51
BUBIER, BRUCE	31,000	52,500	0	83,500	1,190.71
BUBIER, EARLE	53,000	85,100	10,000	128,100	1,826.71
BUBIER, EARLE JR	43,800	62,000	0	105,800	1,508.71
BUBIER, EARLE JR	52,400	244,400	10,000	286,800	4,089.77
BUBIER, EARLE JR &	73,900	0	0	73,900	1,053.81
BUBIER, EARLE JR &	5,400	0	0	5,400	77.00
BUBIER, EARLE R JR	57,300	112,200	0	169,500	2,417.07
BUBIER, GLENICE F	24,900	0	0	24,900	355.07
BUBIER, GLENICE F	48,700	29,800	0	78,500	1,119.41
BUBIER, GLENICE F	65,400	142,900	10,000	198,300	2,827.76
BUBIER, GLENICE F	137,400	43,800	0	181,200	2,583.91
BUBIER, GLENICE F	22,500	0	0	22,500	320.85
BUBIER, GLENICE F	76,300	0	0	76,300	1,088.04
BUBIER, GRETCHEN	104,500	197,500	10,000	292,000	4,163.92
BUBIER, JUDITH A	38,200	0	0	38,200	544.73
BUBIER, JUDITH A	68,900	49,200	0	118,100	1,684.11
BUBIER, MELINDA S	27,500	0	0	27,500	392.15

Real Estate Valuation 2015

Owner	Land	Building	Exempt	Net Value	Tax Amount
BUBIER, RANDY I	7,700	0	0	7,700	109.80
BUBIER, RANDY I	47,700	112,500	10,000	150,200	2,141.85
BUBIER, SANDRA	131,800	62,700	10,000	184,500	2,630.97
BUBIER, SCOTT E	38,300	11,300	10,000	39,600	564.70
BUBIER, SHELDON E	58,300	74,600	0	132,900	1,895.15
BUBIER, SHELDON E	38,300	36,800	10,000	65,100	928.33
BUBIER, STANLEY E JR	46,600	94,400	10,000	131,000	1,868.06
BUBIER, STANLEY E SR	43,400	0	0	43,400	618.88
BUBIER, STANLEY E SR	69,800	121,600	10,000	181,400	2,586.76
BUBIER, STANLEY E SR	40,400	18,700	0	59,100	842.77
BUBIER, STANLEY JR	52,000	62,900	0	114,900	1,638.47
BUBIER, TOBIE S	38,900	40,100	10,000	69,000	983.94
BUBIER, WAYNE	59,000	102,500	10,000	151,500	2,160.39
BUBIER, WAYNE A	800	0	0	800	11.41
BUBIER, WAYNE A	47,300	23,100	0	70,400	1,003.90
BUBIER, WAYNE A	34,500	0	0	34,500	491.97
BUBLAK, CLAY	89,300	205,900	10,000	285,200	4,066.95
BUCCIANINI, CARL	51,200	198,800	10,000	240,000	3,422.40
BUCCIGROSS, ROBERTA	90,900	153,800	10,000	234,700	3,346.82
BUCCIGROSS, ROBERTA	41,700	13,200	0	54,900	782.87
BUCKINGHAM, JARED M	45,700	104,900	10,000	140,600	2,004.96
BULL RUN STORAGE INC	118,500	312,000	0	430,500	6,138.93
BULLARD, EDMUND H	43,700	65,700	16,000	93,400	1,331.88
BUNNITT, SHANNON LEE	46,600	161,300	0	207,900	2,964.65
BUREAU, DIANE D	40,800	37,400	0	78,200	1,115.13
BURGESS, DAVID A	41,800	125,900	10,000	157,700	2,248.80
BURGESS, MARK	90,800	112,600	10,000	193,400	2,757.88
BURGESS, MARK W	37,600	20,300	0	57,900	825.65
BURGESS, MARK W	37,200	0	0	37,200	530.47
BURGESS, ROSEMARY A	48,600	114,600	0	163,200	2,327.23
BURNELL, MARIYA	20,200	0	0	20,200	288.05
BURNHAM, DENNIS	42,800	47,100	0	89,900	1,281.97
BURNHAM, ERNEST D	47,700	32,000	0	79,700	1,136.52
BURNHAM, MATTHEW P JR	40,100	31,400	0	71,500	1,019.59
BURNHAM, MATTHEW P JR	47,000	82,000	0	129,000	1,839.54
BUSBY, GUILBERT J	58,000	101,200	16,000	143,200	2,042.03
BUSSIERE REAL ESTATE	169,200	915,100	0	1,084,300	15,462.12
BUSSIERE REAL ESTATE	37,000	0	0	37,000	527.62
BUSSIERE, ANTHONY P	47,300	179,800	10,000	217,100	3,095.85
BUSSIERE, PAUL R	42,200	165,600	10,000	197,800	2,820.63
BUTEAU, BRIAN C	47,700	209,300	0	257,000	3,664.82
BUTEAU, BRIAN C	33,200	0	0	33,200	473.43
BUTEAU, LISA	0	29,700	0	29,700	423.52
BUTKEVICIUS, KATHLEEN L	48,100	127,500	0	175,600	2,504.06
BUTTS, RICHARD B	46,600	124,600	16,000	155,200	2,213.15
BUZZELL, GARY W	158,500	222,900	10,000	371,400	5,296.16
BUZZELL, JAYSON	46,000	82,200	10,000	118,200	1,685.53
BUZZELL, MERTON	57,900	117,500	10,000	165,400	2,358.60
CABRAL, BRUCE A	52,200	154,400	10,000	196,600	2,803.52
CADMAN, DAVID	47,900	153,900	10,000	191,800	2,735.07
CALDWELL, MARIE	183,200	49,000	0	232,200	3,311.17
CALL, EDWARD C	36,200	94,100	10,000	120,300	1,715.48
CALL, EDWARD C	40,100	38,200	10,000	68,300	973.96
CAMARDESE, ANTHONY R	40,800	169,900	16,000	194,700	2,776.42
CAMIC, KRISTEN L	36,400	0	0	36,400	519.06

Real Estate Valuation 2015

Owner	Land	Building	Exempt	Net Value	Tax Amount
CAMIC, STANLEY J	46,100	86,600	0	132,700	1,892.30
CAMIC, STANLEY J	88,900	337,100	10,000	416,000	5,932.16
CAMIRE, JOHN	51,100	46,200	10,000	87,300	1,244.90
CAMIRE, JUSTIN	0	14,600	0	14,600	208.20
CAMIRE, RICHARD A	47,400	137,700	0	185,100	2,639.53
CAMIRE, RICHARD H	45,200	109,100	10,000	144,300	2,057.72
CAMMACK, LINDA L	40,500	23,800	0	64,300	916.92
CAMPBELL, ALBINA O	70,100	69,100	0	139,200	1,984.99
CAMPBELL, DEBORAH E	38,800	116,000	0	154,800	2,207.45
CAMPBELL, JESSICA A	47,100	128,900	10,000	166,000	2,367.16
CAMPBELL, MARK D	64,100	96,400	10,000	150,500	2,146.13
CAMPBELL, MARVIN	47,200	79,400	10,000	116,600	1,662.72
CANNELL, VICKI B	83,200	78,100	0	161,300	2,300.14
CANWELL, ADAM R	45,000	109,200	0	154,200	2,198.89
CAPEN, AMANDA I	49,500	108,800	10,000	148,300	2,114.76
CAPORASO, PATRICK C	44,600	18,400	16,000	47,000	670.22
CAREY, CHRISTINE A	46,600	110,800	10,000	147,400	2,101.92
CAREY, JAMES E	46,100	141,700	0	187,800	2,678.03
CAREY, PAULINE A LIVING	56,900	441,800	10,000	488,700	6,968.86
CARNEY, VICTOR	40,500	24,100	10,000	54,600	778.60
CARON, CHRISTINE C	45,200	69,900	10,000	105,100	1,498.73
CARON, CONRAD L	61,500	214,100	0	275,600	3,930.06
CARON, JAMES M	117,600	221,400	0	339,000	4,834.14
CARON, JAMES M	58,600	0	0	58,600	835.64
CARPENTER, MARK	65,700	212,900	10,000	268,600	3,830.24
CARR, STEPHEN B	46,000	83,600	10,000	119,600	1,705.50
CARRIER, GIL	44,300	200,900	10,000	235,200	3,353.95
CARROZZA, DEANNA M	79,900	125,700	10,000	195,600	2,789.26
CARTER, DAVID E	42,800	87,500	16,000	114,300	1,629.92
CASAVANT, LORRAINE G	40,700	129,500	16,000	154,200	2,198.89
CASAVANT, MARC &	3,800	0	0	3,800	54.19
CASAVANT, MARC D 1/2	52,700	0	0	52,700	751.50
CASAVANT, RICHARD P	30,400	4,000	0	34,400	490.54
CASTONGUAY, GERALD	46,400	109,600	0	156,000	2,224.56
CASTONGUAY, GERARD C	55,900	0	0	55,900	797.13
CASTONGUAY, JESSIE	54,500	63,200	0	117,700	1,678.40
CASTONGUAY, PAUL H	35,000	0	0	35,000	499.10
CAUX, ROGER	56,500	220,700	10,000	267,200	3,810.27
CEDRE, VERONICA	49,500	63,200	10,000	102,700	1,464.50
CENTRA, WILLIAM	54,200	82,300	10,000	126,500	1,803.89
CENTRAL CHEMICAL CORP	99,000	78,500	0	177,500	2,531.15
CENTRAL MAINE POWER	9,057,800	0	0	9,057,800	129,164.23
CENTRAL MAINE POWER	57,900	0	0	57,900	825.65
CHABOT, DAVID D	85,400	314,800	10,000	390,200	5,564.25
CHABOT, PAUL	57,100	146,700	10,000	193,800	2,763.59
CHABOT, PAUL	42,000	0	0	42,000	598.92
CHABOT, PAUL J	22,100	0	0	22,100	315.15
CHABOT, PETER JR	49,100	115,100	10,000	154,200	2,198.89
CHABOT, PHILIPPE L	47,700	198,500	0	246,200	3,510.81
CHADBURN, GLORIA V	44,300	3,900	10,000	38,200	544.73
CHADBURN, LINDA L	40,800	89,100	10,000	119,900	1,709.77
CHAISSON, CHAD W	53,400	90,300	0	143,700	2,049.16
CHAISSON, DAVID W	46,400	96,300	10,000	132,700	1,892.30
CHAMBERLAIN, DONNA	50,400	97,800	10,000	138,200	1,970.73
CHAMBERLAND, MARCEL J	44,600	76,200	10,000	110,800	1,580.01

Real Estate Valuation 2015

Owner	Land	Building	Exempt	Net Value	Tax Amount
CHAMPAGNE, DONALD	40,800	2,100	0	42,900	611.75
CHAMPAGNE, LIONEL R	31,500	0	0	31,500	449.19
CHAMPAGNE, LIONEL R	47,500	90,900	10,000	128,400	1,830.98
CHAMPOUX, REALTY LLC	52,400	25,500	0	77,900	1,110.85
CHAN, KELLEN C	42,000	93,000	0	135,000	1,925.10
CHANDONNET, GREG	38,600	190,300	10,000	218,900	3,121.51
CHANDONNET, GREG M.	39,600	54,400	0	94,000	1,340.44
CHAREST, GARY G	45,000	104,400	10,000	139,400	1,987.84
CHAREST, JOSHUA R	48,600	99,400	10,000	138,000	1,967.88
CHARLES, STEVEN J	45,900	177,300	10,000	213,200	3,040.23
CHARPENTIER, GAIL A	56,600	95,000	10,000	141,600	2,019.22
CHARRON, MARC S	50,800	65,100	10,000	105,900	1,510.13
CHASE, ANITA	102,500	84,400	0	186,900	2,665.19
CHASE, LEONARD D	52,900	155,900	10,000	198,800	2,834.89
CHASSE, MARCEL M	46,100	121,700	6,000	161,800	2,307.27
CHASSE, RONALD A	39,800	76,400	10,000	106,200	1,514.41
CHATEAUVERT, BRIAN S	40,000	98,300	10,000	128,300	1,829.56
CHATEAUVERT, GLENN E	70,200	238,800	10,000	299,000	4,263.74
CHATEAUVERT, JUDITH	32,900	100,900	10,000	123,800	1,765.39
CHENARD, JILL P	57,200	287,100	10,000	334,300	4,767.12
CHENEY, HERBERT R	68,400	305,000	0	373,400	5,324.68
CHICOINE, PAUL J	47,900	19,100	0	67,000	955.42
CHILD, KEVIN N	47,200	154,800	10,000	192,000	2,737.92
CHILD, MARY ANN	69,200	0	0	69,200	986.79
CHILD, TODD D	46,500	151,000	0	197,500	2,816.35
CHILDS, HARRY E	46,200	117,400	10,000	153,600	2,190.34
CHILDS, JOHN W	42,200	64,900	16,000	91,100	1,299.09
CHILDS, JOHN W	42,400	26,800	0	69,200	986.79
CHOUINARD, MICHAEL M	45,600	123,100	10,000	158,700	2,263.06
CHOUINARD, TIMOTHY	59,000	191,600	10,000	240,600	3,430.96
CHOUINARD, TINA M	42,700	309,800	10,000	342,500	4,884.05
CHRISTMAN, MARK J	70,900	93,800	10,000	154,700	2,206.02
CHRISTOFORO, MARK A	44,000	73,000	0	117,000	1,668.42
CHRISTOFORO, MARK A	600	0	0	600	8.56
CLARK MOUNTAIN	41,900	0	0	41,900	597.49
CLARK MOUNTAIN	47,900	11,100	0	59,000	841.34
CLARK MOUNTAIN	86,200	0	0	86,200	1,229.21
CLARK MOUNTAIN	90,500	0	0	90,500	1,290.53
CLARK MOUNTIAN	11,000	8,200	0	19,200	273.79
CLARK, BRUCE J JR	48,100	116,900	10,000	155,000	2,210.30
CLARK, BRUCE J SR	104,700	170,300	10,000	265,000	3,778.90
CLARK, BRUCE J SR &	104,000	26,000	0	130,000	1,853.80
CLARK, FOREST	29,600	183,200	10,000	202,800	2,891.93
CLARK, MARK E	52,400	125,000	10,000	167,400	2,387.12
CLARK, NEAL A	30,800	62,500	10,000	83,300	1,187.86
CLARK, RICHARD	35,400	124,800	10,000	150,200	2,141.85
CLARK, SANDRA	47,400	93,800	0	141,200	2,013.51
CLARK, SHARON	29,700	78,500	0	108,200	1,542.93
CLARKE, RUTH M	36,300	44,300	10,000	70,600	1,006.76
CLAVET, RICKY	50,300	475,600	0	525,900	7,499.33
CLEMENTS-DALLAIRE,	108,600	177,900	10,000	276,500	3,942.89
CLOUGH, MICHAEL	46,700	44,100	0	90,800	1,294.81
CLOUTIER, BERTRAND P	44,300	32,200	16,000	60,500	862.73
CLOUTIER, CHARLES	67,400	500	0	67,900	968.25
CLOUTIER, CHARLES E	48,600	109,500	10,000	148,100	2,111.91

Real Estate Valuation 2015

Owner	Land	Building	Exempt	Net Value	Tax Amount
CLOUTIER, CLAUDE M	42,900	128,000	10,000	160,900	2,294.43
CLOUTIER, DANIEL	46,600	36,500	10,000	73,100	1,042.41
CLOUTIER, DAVID	44,300	113,600	10,000	147,900	2,109.05
CLOUTIER, DAVID B	60,300	74,200	10,000	124,500	1,775.37
CLOUTIER, JAMES O	30,800	93,000	10,000	113,800	1,622.79
CLOUTIER, JEAN MARC	46,200	128,000	10,000	164,200	2,341.49
CLOUTIER, JOE B	30,000	0	0	30,000	427.80
CLOUTIER, JOE B	41,300	0	0	41,300	588.94
CLOUTIER, JOE B	67,800	154,900	10,000	212,700	3,033.10
CLOUTIER, LISE MARIE	61,600	227,400	10,000	279,000	3,978.54
CLOUTIER, LORENZO	45,800	108,000	10,000	143,800	2,050.59
CLOUTIER, LORENZO R	41,100	22,800	10,000	53,900	768.61
CLOUTIER, MAURICE	43,500	90,900	10,000	124,400	1,773.94
CLOUTIER, MICHAEL	40,700	96,000	10,000	126,700	1,806.74
CLOUTIER, PETER R	43,500	156,800	0	200,300	2,856.28
CLUKEY, RHONDA M	37,200	76,800	10,000	104,000	1,483.04
COADY, DAVID T	60,500	104,500	10,000	155,000	2,210.30
COADY, DAVID T	36,200	0	0	36,200	516.21
COADY, JAMES W	53,600	95,200	0	148,800	2,121.89
COADY, JOSEPH D	40,700	0	0	40,700	580.38
COBURN, ROYCE E	99,300	116,600	10,000	205,900	2,936.13
COBURN, TRACY LA	61,900	172,000	10,000	223,900	3,192.81
COLEMAN, JOSEPH F	46,900	168,200	10,000	205,100	2,924.73
COLEMAN, STEVEN J	43,700	58,400	0	102,100	1,455.95
COLLINS, ALAN L	58,600	109,700	0	168,300	2,399.96
COLLINS, CLAIRE P	45,000	104,800	16,000	133,800	1,907.99
COLLINS, CLAIRE P	2,300	0	0	2,300	32.80
COLLINS, EDWARD P III	26,700	61,100	0	87,800	1,252.03
COLLINS, LARRY	56,800	39,700	10,000	86,500	1,233.49
COMEAU, KEITH A	45,500	99,900	10,000	135,400	1,930.80
COMMUNITY CREDIT UNION	40,800	55,600	0	96,400	1,374.66
COMMUNITY SERVICE	0	12,600	0	12,600	179.68
COMMUNITY SERVICE	14,200	100,200	0	114,400	1,631.34
CONROY, KATHLEEN	89,400	184,300	0	273,700	3,902.96
CONROY, PATRICK W	58,500	37,900	0	96,400	1,374.66
CONTELLA, JOHN S	98,200	59,900	0	158,100	2,254.51
COOPER, SPENCER & AMBER	46,800	115,800	0	162,600	2,318.68
CORMIER, GLORIA M	48,000	165,800	10,000	203,800	2,906.19
CORMIER, HENRY	0	28,200	0	28,200	402.13
COTE, AMANDA	47,300	70,800	0	118,100	1,684.11
COTE, BERTRAND E	50,200	174,100	16,000	208,300	2,970.36
COTE, MAURICE	41,800	101,600	10,000	133,400	1,902.28
COTE, MICHAEL J	42,000	175,900	10,000	207,900	2,964.65
COTE, ROGER E	37,800	91,400	10,000	119,200	1,699.79
COTE, RONALD	55,200	89,800	10,000	135,000	1,925.10
COTY, ROL ORIANNE	48,200	76,500	10,000	114,700	1,635.62
COUILLARD, JOHN M	42,700	90,700	0	133,400	1,902.28
COUILLARD, PHILIPPE R	52,200	32,800	10,000	75,000	1,069.50
COURANT, JOHN A	45,600	97,500	16,000	127,100	1,812.45
COURBRON, GEORGE	700	0	0	700	9.98
COURBRON, GEORGE A JR	110,400	225,100	10,000	325,500	4,641.63
COURBRON, GEORGE A JR	16,300	0	0	16,300	232.44
COURBRON, GEORGE A JR	27,500	0	0	27,500	392.15
COURBRON, MARY ANNE	45,100	118,600	0	163,700	2,334.36
COURBRON, MARY ANNE	30,100	27,800	0	57,900	825.65

Real Estate Valuation 2015

Owner	Land	Building	Exempt	Net Value	Tax Amount
COURTEMANCHE, GILE	61,600	172,500	10,000	224,100	3,195.67
COURTEMANCHE, GILE R	48,000	163,100	0	211,100	3,010.29
COUTURE, DONALD F	46,400	87,300	0	133,700	1,906.56
COUTURE, JAMES R	65,900	118,900	0	184,800	2,635.25
COUTURE, JAMES R	39,900	73,500	0	113,400	1,617.08
COUTURE, JAMES R	33,100	34,700	0	67,800	966.83
COUTURE, THOMAS J	39,400	102,900	0	142,300	2,029.20
COUTURIER, ANDRE M	45,200	110,600	10,000	145,800	2,079.11
COUTURIER, ROGER	36,200	94,800	16,000	115,000	1,639.90
COUTURIER, ROGER P	46,800	134,500	10,000	171,300	2,442.74
COX, WILLIAM	0	9,400	0	9,400	134.04
CRAIG, PETER	22,000	115,500	10,000	127,500	1,818.15
CRAIG, PETER	25,400	0	0	25,400	362.20
CRAIN, MEREDITH LOUISE	12,000	8,900	0	20,900	298.03
CRAIN, MEREDITH LOUISE	4,000	0	0	4,000	57.04
CREAMER, GERALDINE	55,200	116,300	16,000	155,500	2,217.43
CREAMER, STEVE	34,000	44,100	10,000	68,100	971.11
CROOKSTON, DAVID W	31,400	42,900	10,000	64,300	916.92
CROSBY, GORDON	41,800	100,100	10,000	131,900	1,880.89
CROSBY, MARK A	55,900	177,700	10,000	223,600	3,188.54
CROSBY, THOMAS	45,300	100,100	10,000	135,400	1,930.80
CROWELL, JEFFREY W	40,800	84,700	0	125,500	1,789.63
CROWLEY, DORENE	49,400	41,800	10,000	81,200	1,157.91
CULLETON, SUZANNE M	45,200	92,000	0	137,200	1,956.47
CUMMINGS, RUTH ET ALS	0	16,600	16,000	600	8.56
CUNLIFFE, DANIEL P SR	46,200	14,700	0	60,900	868.43
CUNLIFFE, DOROTHY P	91,600	43,800	0	135,400	1,930.80
CUNLIFFE, JUDITH E	127,300	133,800	0	261,100	3,723.29
CUNLIFFE, THOMAS J	31,800	0	0	31,800	453.47
CUNNINGHAM, JAMIE	45,300	89,200	0	134,500	1,917.97
CURRAN, MICHAEL G	45,500	229,600	0	275,100	3,922.93
CURTIS, GILLIAN	103,300	165,400	10,000	258,700	3,689.06
CYR, JOHN J	54,500	149,100	10,000	193,600	2,760.74
CYR, MARK	46,800	146,200	10,000	183,000	2,609.58
CYR, PAUL	42,100	117,300	16,000	143,400	2,044.88
CYR, ROBERT R	48,100	123,700	16,000	155,800	2,221.71
CYR, ROLAND J	53,500	0	0	53,500	762.91
CYR, STEVE R	40,400	174,000	10,000	204,400	2,914.74
CYR, THERESA M	51,200	145,900	16,000	181,100	2,582.49
CYR, THERESA M	53,200	0	0	53,200	758.63
DAIGLE, RICHARD A	53,800	100,200	6,000	148,000	2,110.48
DAIGLE, STEVEN R	41,800	167,600	10,000	199,400	2,843.44
DALEY, PATRICK B	51,700	6,700	10,000	48,400	690.18
DALY, CHRISTOPHER	57,200	213,700	0	270,900	3,863.03
DAMON, DONALD W JR	50,400	114,700	10,000	155,100	2,211.73
DAMOUR, GERARD	52,200	120,100	10,000	162,300	2,314.40
DANSE, MICHAEL	41,800	112,400	0	154,200	2,198.89
DANSE, MICHAEL	10,400	0	0	10,400	148.30
DAUGUSTINE, GREGORY	47,000	240,900	10,000	277,900	3,962.85
DAUGUSTINE, GREGORY	5,300	0	0	5,300	75.58
DAVIS, JASON E	46,600	206,200	10,000	242,800	3,462.33
DAVIS, LILLIAN MAY	41,300	30,900	0	72,200	1,029.57
DAY, JAMES P	159,400	217,200	0	376,600	5,370.32
DEAN, MIKE	0	18,200	0	18,200	259.53
DEARBORN, LINDA	41,000	76,800	10,000	107,800	1,537.23

Real Estate Valuation 2015

Owner	Land	Building	Exempt	Net Value	Tax Amount
DEBLOIS, EDGAR W	57,300	119,300	10,000	166,600	2,375.72
DEBLOIS, GLENN R	65,000	163,700	10,000	218,700	3,118.66
DEBLOIS, JOSEPH A	50,500	226,400	10,000	266,900	3,805.99
DEFELICE, RALPH J JR	37,500	97,400	0	134,900	1,923.67
DEFORGE, LEO	43,500	66,900	16,000	94,400	1,346.14
DEJOHNHGH, DANIEL H	47,000	129,900	0	176,900	2,522.59
DELORME, ROLAND J	35,400	24,500	0	59,900	854.17
DELORME, ROLAND JOSEPH	62,800	97,500	10,000	150,300	2,143.28
DEMASCIO, JAMES	48,100	93,600	10,000	131,700	1,878.04
DEMERS, RYAN	53,700	173,800	0	227,500	3,244.15
DENIS, CARLEY	47,500	86,800	0	134,300	1,915.12
DENNIS, PETER L	47,700	128,800	10,000	166,500	2,374.29
DENONVILLE, GARY A	43,500	100,900	10,000	134,400	1,916.54
DENONVILLE, MAURICE A	43,700	66,400	10,000	100,100	1,427.43
DEROCHER, HALSY M	42,800	143,600	10,000	176,400	2,515.46
DEROCHER, JOSEPH W	43,500	251,700	10,000	285,200	4,066.95
DESCHAINED, SHERRY A	53,100	117,600	10,000	160,700	2,291.58
DESCHENES, JENNIFER P	57,200	113,100	0	170,300	2,428.48
DESJARDINS, JAMES B	38,300	12,900	0	51,200	730.11
DESJARDINS, THOMAS R	45,400	112,500	10,000	147,900	2,109.05
DESOI, CYNTHIA ALLEN	60,600	243,700	10,000	294,300	4,196.72
DEUTSCHE BANK NATIONAL	55,500	99,500	0	155,000	2,210.30
DIBELLO, FRED	42,100	219,000	0	261,100	3,723.29
DIBELLO, ROBERT A	53,800	111,100	10,000	154,900	2,208.87
DICKINSON, FREDERICK J	25,800	124,600	10,000	140,400	2,002.10
DINSMORE, EMERSON	46,500	27,900	0	74,400	1,060.94
DION, GERARD M	60,800	240,000	0	300,800	4,289.41
DIONNE, CATHERINE A	34,000	42,300	6,000	70,300	1,002.48
DIONNE, RANDY G	47,900	108,900	0	156,800	2,235.97
DIONNE, RICHARD B	43,600	173,700	10,000	207,300	2,956.10
DOMINGUE, GERARD	37,100	147,400	10,000	174,500	2,488.37
DONNELL, CHRISTOPHER	46,800	87,500	0	134,300	1,915.12
DONNELL, ELIZABETH A	46,500	45,300	0	91,800	1,309.07
DONOGHUE, TODD	0	35,000	0	35,000	499.10
DONOVAN, ALBERT	60,000	181,600	0	241,600	3,445.22
DOORLY, JAMES W JR	26,500	25,500	10,000	42,000	598.92
DOSTIE, PAUL	53,100	86,400	0	139,500	1,989.27
DOSTIE, ROSAIRE	46,600	92,200	16,000	122,800	1,751.13
DOUGLASS, DAVID L	38,200	34,000	0	72,200	1,029.57
DOYER, GERALD H	74,000	30,600	0	104,600	1,491.60
DOYON, JAMES A	45,500	84,200	10,000	119,700	1,706.92
DOYON, JAMES A	82,500	32,200	0	114,700	1,635.62
DOYON, NORMAND F	48,600	141,400	10,000	180,000	2,566.80
DOYON, RICHARD	35,400	151,700	10,000	177,100	2,525.45
DOYON, SCOTT	13,300	0	0	13,300	189.66
DRAPER, JOAN	52,900	133,500	10,000	176,400	2,515.46
DRAPER, KATHERINE	31,400	56,000	0	87,400	1,246.32
DRINKWATER, CHRISTINA	0	26,000	0	26,000	370.76
DRINKWATER, PAUL	47,400	67,500	0	114,900	1,638.47
DRINKWATER, PAUL	50,200	42,200	0	92,400	1,317.62
DRISCOLL, PATRICIA	48,400	96,600	10,000	135,000	1,925.10
DROLSON, LUKE J	40,800	12,800	0	53,600	764.34
DUBE, ANTHOINE L	45,100	114,800	10,000	149,900	2,137.57
DUBE, JENNIFER	61,900	216,700	10,000	268,600	3,830.24
DUBE, MAURICE N	53,900	197,600	10,000	241,500	3,443.79

Real Estate Valuation 2015

Owner	Land	Building	Exempt	Net Value	Tax Amount
DUBE, MICHAEL C	43,000	44,400	10,000	77,400	1,103.72
DUBE, PETER E	57,200	176,200	10,000	223,400	3,185.68
DUBE, SUSAN D	40,600	22,400	10,000	53,000	755.78
DUBE, THOMAS N	51,700	167,700	10,000	209,400	2,986.04
DUBOIS, REGGIE	8,600	0	0	8,600	122.64
DUBOIS, RICHARD J	35,200	59,400	0	94,600	1,349.00
DUBOIS, TRENA M	46,600	103,100	10,000	139,700	1,992.12
DUCHARME, JUNE	54,200	48,100	10,000	92,300	1,316.20
DUCHETTE, ROLAND L JR	43,000	103,800	0	146,800	2,093.37
DUDLEY, SCOTT J	26,300	0	0	26,300	375.04
DUFORT, ROLAND &	46,500	37,900	0	84,400	1,203.54
DUFOUR, DONALD P	48,200	205,800	0	254,000	3,622.04
DUGUAY, CAROL A	45,700	146,600	10,000	182,300	2,599.60
DUGUAY, FRANCIS E	54,200	94,900	10,000	139,100	1,983.57
DUKES FAMILY LLC	46,000	800	0	46,800	667.37
DUKES FAMILY LLC	58,000	226,400	0	284,400	4,055.54
DULAC, AMY L	46,500	119,700	10,000	156,200	2,227.41
DULAC, AMY L	41,500	0	0	41,500	591.79
DULAC, ROGER E	42,800	20,000	0	62,800	895.53
DULAC, WILBERT W	38,700	90,600	10,000	119,300	1,701.22
DUMAIS, ADRIEN A	54,000	7,400	6,000	55,400	790.00
DUMOND, JOEL P	47,300	0	0	47,300	674.50
DUMONT, ALBERT W	64,000	115,000	10,000	169,000	2,409.94
DUMONT, BILLY J	48,600	151,000	0	199,600	2,846.30
DUMONT, DAVID	148,300	122,400	10,000	260,700	3,717.58
DUMONT, RONALD E	41,600	182,900	10,000	214,500	3,058.77
DUNCAN, JAMES A	56,600	155,400	10,000	202,000	2,880.52
DUNCAN, PAUL A JR	43,200	0	0	43,200	616.03
DUNHAM, MARK	45,900	113,000	10,000	148,900	2,123.31
DUNN, JENNY L	40,500	20,700	10,000	51,200	730.11
DUNN, VALERIE V	140,000	167,300	10,000	297,300	4,239.50
DUNNE, MARGARET	65,900	55,900	0	121,800	1,736.87
DUNNINGTON, JARED C	49,900	103,800	0	153,700	2,191.76
DUNTON, OCEAN F	61,300	134,200	0	195,500	2,787.83
DUPONT, THOMAS A	30,000	73,800	0	103,800	1,480.19
DUPREY, EDITH TRUSTEES	31,400	39,300	10,000	60,700	865.58
DUPUIS, RENAUD	54,500	214,900	0	269,400	3,841.64
DUPUIS, RENAUD R	32,900	0	0	32,900	469.15
DUQUETTE, PAUL R	97,300	164,100	0	261,400	3,727.56
DUQUETTE, ROBERT A SR	53,100	82,900	0	136,000	1,939.36
DURGIN, MICHAEL S	41,000	124,500	10,000	155,500	2,217.43
DUSTIN, RACHEL A	42,800	57,900	0	100,700	1,435.98
DUTIL, MAURICE ESTATE	42,800	106,100	10,000	138,900	1,980.71
DUTILE, RICHARD R	52,200	143,600	10,000	185,800	2,649.51
E J ENTERPRISES LLC	44,300	56,800	0	101,100	1,441.69
E J ENTERPRISES LLC	47,700	7,200	0	54,900	782.87
E J ENTERPRISES LLC	31,800	0	0	31,800	453.47
EASTER, CLAYTON A	59,000	66,900	0	125,900	1,795.33
ECKER, KERRI-ANN	37,700	100,600	0	138,300	1,972.16
ECKER, THOMAS E	47,000	101,800	10,000	138,800	1,979.29
EDDY, DAWN M	44,200	25,300	10,000	59,500	848.47
EDMUNDS, ROBYN C	39,100	0	0	39,100	557.57
ELDRIDGE, LAURA MARIE	36,600	31,900	0	68,500	976.81
ELLISON, DOUGLAS W	43,200	87,200	0	130,400	1,859.50
EMBER, JAMES R	41,000	25,100	0	66,100	942.59

Real Estate Valuation 2015

Owner	Land	Building	Exempt	Net Value	Tax Amount
EMERSON, KENNETH C	102,000	93,800	10,000	185,800	2,649.51
ENGLEHARDT, JON P	14,400	0	0	14,400	205.34
ENGLEHARDT, JON P	3,000	0	0	3,000	42.78
ENNIS, ANDREA J	43,800	86,900	10,000	120,700	1,721.18
EPSTEIN, DIANE	199,600	104,400	10,000	294,000	4,192.44
EPSTEIN, JOSHUA M &	43,500	0	0	43,500	620.31
ERLANDSON, JAN	18,000	4,100	0	22,100	315.15
ERSKINE, BRYAN R	43,800	97,300	10,000	131,100	1,869.49
ESPENSCHIED, DANIEL L	63,000	120,600	0	183,600	2,618.14
ESTABROOK, CHERYL A	49,100	37,800	10,000	76,900	1,096.59
ETB ENTERPRISES LLC	58,300	0	0	58,300	831.36
ETHRIDGE, SANDRA J	31,800	0	0	31,800	453.47
ETHRIDGE, WILLIS R	5,400	0	0	5,400	77.00
ETHRIDGE, WILLIS R	47,100	66,700	0	113,800	1,622.79
EVERGREEN LAND CO INC	128,500	0	0	128,500	1,832.41
EWING, HOLLY A	44,900	137,800	10,000	172,700	2,462.70
FALES, EILEEN M	116,500	0	0	116,500	1,661.29
FALES, ROSCOE H	12,300	0	0	12,300	175.40
FALES, ROSCOE H (HEIRS)	78,400	27,100	0	105,500	1,504.43
FANTOZZI, JUDY A	46,800	24,600	0	71,400	1,018.16
FARRENKOPF, ERIC R	55,100	109,700	0	164,800	2,350.05
FARRINGTON, NORMAN S JR	46,400	104,100	16,000	134,500	1,917.97
FARRINGTON, THERESA L	46,400	88,600	10,000	125,000	1,782.50
FARRIS PARK LLC	186,300	392,200	0	578,500	8,249.41
FARRIS, DARRYL K	47,300	150,600	10,000	187,900	2,679.45
FARRIS, DARRYL K	17,200	0	0	17,200	245.27
FARRIS, DELL M	47,300	132,800	0	180,100	2,568.23
FARRIS, DELL M	59,400	301,200	0	360,600	5,142.16
FARRIS, GEORGE R JR	46,000	118,100	10,000	154,100	2,197.47
FARRIS, GEORGE R SR	35,700	62,100	10,000	87,800	1,252.03
FARWELL, RUSSELL E	45,900	109,200	10,000	145,100	2,069.13
FECTEAU, RITA (HEIRS)	46,800	11,200	16,000	42,000	598.92
FEDERAL HOME LOAN MORT	144,900	143,300	0	288,200	4,109.73
FEDERAL NATIONAL MORT	43,300	72,800	0	116,100	1,655.59
FEDERICO, DAVID E	66,900	78,800	0	145,700	2,077.68
FEELY, JOLINE G	39,400	0	0	39,400	561.84
FEELY, JOLINE G	54,900	24,300	0	79,200	1,129.39
FERNALD, DOROTHY J	54,000	197,200	10,000	241,200	3,439.51
FERRARA, RHONDA	93,400	55,400	0	148,800	2,121.89
FERRARA, RHONDA	4,800	0	0	4,800	68.45
FERRELL, DAVID S	55,900	117,600	10,000	163,500	2,331.51
FIELD, EUGENE	55,300	127,700	10,000	173,000	2,466.98
FIELD, EUGENE	30,000	100	0	30,100	429.23
FIELD, RAY D LIFE	45,000	46,900	10,000	81,900	1,167.89
FIELDS, MARIE E	41,400	23,000	10,000	54,400	775.74
FISHER, BARBARA J	32,200	118,100	10,000	140,300	2,000.68
FITZSIMMONS, JOSEPH W	52,800	93,500	0	146,300	2,086.24
FLACH, KATHLEEN	82,500	57,200	0	139,700	1,992.12
FLEET TRUCK AND	66,500	233,400	0	299,900	4,276.57
FLOYD, ARTHUR	47,000	86,200	0	133,200	1,899.43
FOGG, JOHN	65,000	111,400	16,000	160,400	2,287.30
FOGG, PATRICIA	39,800	66,400	0	106,200	1,514.41
FOISY, RICHARD	40,400	148,500	10,000	178,900	2,551.11
FONG, PEGGY S	57,200	247,100	0	304,300	4,339.32
FOOTMAN, KAREN A	32,000	58,000	10,000	80,000	1,140.80

Real Estate Valuation 2015

Owner	Land	Building	Exempt	Net Value	Tax Amount
FOOTMAN, ROBERT	41,500	16,100	10,000	47,600	678.78
FORREST, DALE L	49,800	123,800	0	173,600	2,475.54
FORSTER, DIANE A	85,600	45,200	0	130,800	1,865.21
FORTIER, PHILIP	48,000	52,900	10,000	90,900	1,296.23
FORTIN, DANIEL A	46,800	170,400	10,000	207,200	2,954.67
FORTIN, DIANA E	45,000	92,100	0	137,100	1,955.05
FORTIN, LOUIS R	74,200	70,500	10,000	134,700	1,920.82
FORTIN, LOUIS R	4,300	0	0	4,300	61.32
FORTIN, MARY E	45,100	138,200	0	183,300	2,613.86
FORTIN, MICHAEL G	29,400	79,800	0	109,200	1,557.19
FORTIN, ROGER	3,400	0	0	3,400	48.48
FORTIN, ROGER	2,300	0	0	2,300	32.80
FORTIN, ROLAND W	33,600	49,900	10,000	73,500	1,048.11
FORTIN, THERESA A	46,400	117,000	10,000	153,400	2,187.48
FOUQUETTE, CHRIS	0	23,100	10,000	13,100	186.81
FOUQUETTE, RONALD T	81,700	159,900	10,000	231,600	3,302.62
FOURNIER, A ET ALS	53,000	17,700	0	70,700	1,008.18
FOURNIER, TANYA L	49,500	185,000	0	234,500	3,343.97
FOWLER, RICHARD K	48,200	121,600	10,000	159,800	2,278.75
FRASER, RALPH	55,700	122,300	16,000	162,000	2,310.12
FRAZER, CELESTE L	44,800	44,700	0	89,500	1,276.27
FRECHETTE, MICHAEL J	51,800	118,500	10,000	160,300	2,285.88
FREDERIKSEN, DAVID L	63,200	177,500	10,000	230,700	3,289.78
FREWAY INVESTMENTS	37,600	0	0	37,600	536.18
FREVE, KELLY	38,000	119,500	0	157,500	2,245.95
FROST, ADAM	51,300	101,500	0	152,800	2,178.93
FRYE, BRIAN THOMAS	55,800	77,100	0	132,900	1,895.15
FULLERTON, INGA D	45,000	110,000	10,000	145,000	2,067.70
FURBUSH, CARLTON	40,800	99,600	10,000	130,400	1,859.50
FURMAN, ALICIA	3,600	0	0	3,600	51.34
FURMAN, ALICIA	45,200	0	0	45,200	644.55
FURMAN, ALICIA	9,000	0	0	9,000	128.34
G.I.P.O.P.	211,700	0	0	211,700	3,018.84
GABRI, CAPEN	57,200	166,200	10,000	213,400	3,043.08
GAGNE, ANGELA	40,600	81,400	0	122,000	1,739.72
GAGNE, ARTHUR R	53,200	112,100	10,000	155,300	2,214.58
GAGNE, EUGENE R	53,200	74,300	10,000	117,500	1,675.55
GAGNE, IRENE	46,600	165,200	16,000	195,800	2,792.11
GAGNE, IRENE	43,800	115,700	10,000	149,500	2,131.87
GAGNE, JEFFREY L	42,200	95,300	0	137,500	1,960.75
GAGNE, JOHN ET ALS	66,600	61,600	10,000	118,200	1,685.53
GAGNE, LAURENCE	88,800	78,700	0	167,500	2,388.55
GAGNE, LAURENCE	26,800	0	0	26,800	382.17
GAGNE, LEO R	46,600	144,300	10,000	180,900	2,579.63
GAGNE, PAUL	42,500	1,000	0	43,500	620.31
GAGNE, RAYMOND L	37,100	0	0	37,100	529.05
GAGNE, RAYMOND L	48,800	81,800	10,000	120,600	1,719.76
GAGNE, THOMAS W	32,800	64,800	10,000	87,600	1,249.18
GAGNON, BONNIE J	59,100	25,300	0	84,400	1,203.54
GAGNON, CHRISTOPHER &	99,400	51,400	0	150,800	2,150.41
GAGNON, GARY M	38,500	61,900	0	100,400	1,431.70
GAGNON, GERARD N	48,600	107,800	10,000	146,400	2,087.66
GAGNON, MICHAEL	39,500	152,000	10,000	181,500	2,588.19
GAJARSKI, DAVID J	53,100	31,700	10,000	74,800	1,066.65
GAMACHE, DANIEL C	63,800	26,200	0	90,000	1,283.40

Real Estate Valuation 2015

Owner	Land	Building	Exempt	Net Value	Tax Amount
GAMOW, ALICIA S	54,600	145,200	16,000	183,800	2,620.99
GARDNER, CARLTON J	41,400	127,000	10,000	158,400	2,258.78
GARDNER, PAUL M	45,000	151,300	10,000	186,300	2,656.64
GARGIULO, SUSAN	87,000	58,400	0	145,400	2,073.40
GARRITY, TIMOTHY J	45,000	95,700	0	140,700	2,006.38
GARRITY, TIMOTHY J	35,800	71,100	0	106,900	1,524.39
GATES, BRADY J	43,500	188,200	10,000	221,700	3,161.44
GATTI, DEBRA	57,200	169,800	0	227,000	3,237.02
GAUDIN, NATHAN J	50,400	109,300	10,000	149,700	2,134.72
GAUTHIER, ANITA P	50,400	33,000	10,000	73,400	1,046.68
GAUTHIER, GERARD	700	0	0	700	9.98
GAUTHIER, KATHLEEN	50,900	20,600	0	71,500	1,019.59
GAUTHIER, LUC	46,300	60,900	10,000	97,200	1,386.07
GAUTHIER, MARCEL	32,200	18,300	10,000	40,500	577.53
GAUTHIER, PAULINE C	59,600	192,100	10,000	241,700	3,446.64
GAUTHIER, PAULINE J	60,800	69,000	10,000	119,800	1,708.35
GAUTHIER, RICHARD J	61,100	146,500	0	207,600	2,960.38
GENDRON, DIANE	62,900	365,200	0	428,100	6,104.71
GENDRON, DOREEN T	39,000	103,700	10,000	132,700	1,892.30
GENDRON, JENNIFER	48,500	106,700	0	155,200	2,213.15
GENDRON, JENNIFER	15,000	0	0	15,000	213.90
GEORGES, HOUSSAM	54,100	211,700	0	265,800	3,790.31
GERVAIS, RICHARD J	53,100	106,100	0	159,200	2,270.19
GERVAIS, ROGER W	47,700	68,300	0	116,000	1,654.16
GIANOPOULOS, CHRISTOS	50,600	161,300	10,000	201,900	2,879.09
GIASSON, JOSEPH	46,100	105,500	0	151,600	2,161.82
GIBBS, HAROLD	45,100	16,100	0	61,200	872.71
GIBBS, HAROLD J JR	67,600	77,500	10,000	135,100	1,926.53
GIBBS, MICHAEL A	47,700	108,800	10,000	146,500	2,089.09
GIBBS, SHARON G	52,400	146,400	10,000	188,800	2,692.29
GIDDINGS, CHRISTINA A.	45,500	33,400	0	78,900	1,125.11
GIGUERE, LUCILLE P LIFE	36,200	76,200	10,000	102,400	1,460.22
GILBERT, ALEXANDER	28,400	0	0	28,400	404.98
GILBERT, GREGORY	17,500	15,700	0	33,200	473.43
GILBERT, MICHAEL W	19,500	0	0	19,500	278.07
GILBERT, STEVEN L	48,900	87,100	10,000	126,000	1,796.76
GILBERT, YVON R	59,500	160,200	0	219,700	3,132.92
GILL, CHARLES M JR	156,300	236,300	0	392,600	5,598.48
GILLIS, ALTHEA J	45,700	76,800	10,000	112,500	1,604.25
GILMORE, EARLE A	47,000	132,400	10,000	169,400	2,415.64
GIRARD, ANNE M	42,800	96,300	10,000	129,100	1,840.97
GIRARD, TIMOTHY I	37,700	119,800	0	157,500	2,245.95
GIRARDIN, OMER	82,500	45,000	0	127,500	1,818.15
GIRARDIN, PAUL	47,700	85,500	10,000	123,200	1,756.83
GIROUARD, BRIAN K	31,400	196,600	10,000	218,000	3,108.68
GIROUARD, JEFFREY	40,600	205,700	10,000	236,300	3,369.64
GIROUX, EDWARD &	161,800	146,800	10,000	298,600	4,258.04
GIROUX, EDWARD H	43,800	118,100	10,000	151,900	2,166.09
GIROUX, RYAN E	82,700	132,900	10,000	205,600	2,931.86
GLASSCOCK, ANNETTE	0	17,200	0	17,200	245.27
GLC REAL ESTATE LLC	41,500	8,900	0	50,400	718.70
GLC REAL ESTATE LLC	57,300	16,500	0	73,800	1,052.39
GLC REAL ESTATE, LLC	46,500	14,000	0	60,500	862.73
GODDARD, GREGORY HEIRS	73,500	18,000	0	91,500	1,304.79
GODDARD, SUSAN G	47,700	178,600	10,000	216,300	3,084.44

Real Estate Valuation 2015

Owner	Land	Building	Exempt	Net Value	Tax Amount
GODFREY, THERESA M	47,000	147,200	10,000	184,200	2,626.69
GOLDRUP, ALTON	63,300	81,200	10,000	134,500	1,917.97
GOLDRUP, CLYDE M	55,200	58,700	10,000	103,900	1,481.61
GOLDRUP, LILLA	43,500	79,200	10,000	112,700	1,607.10
GOLDRUP, LILLA	18,800	0	0	18,800	268.09
GOLDRUP, MARION A	92,200	95,100	10,000	177,300	2,528.30
GOLDRUP, SHAWN A	44,900	122,600	10,000	157,500	2,245.95
GOLDSTEIN-DIAZ, LINDA E	53,400	68,800	0	122,200	1,742.57
GOODWIN, MICHAEL R	46,700	114,500	10,000	151,200	2,156.11
GORHAM, CHRISTOPHER R	55,800	71,100	10,000	116,900	1,666.99
GORHAM, PATRICK	52,200	175,100	0	227,300	3,241.30
GOSS, SANDRA L	46,200	73,700	0	119,900	1,709.77
GOSSELIN, KEITH	40,900	98,400	0	139,300	1,986.42
GOSSELIN, MARC	44,100	162,500	10,000	196,600	2,803.52
GOSSELIN, MICHELLE D	40,600	151,900	10,000	182,500	2,602.45
GOSSELIN, RICHARD J	57,200	141,800	10,000	189,000	2,695.14
GOSSELIN, RONALD L	48,100	179,500	10,000	217,600	3,102.98
GOSSELIN, SCOTT	49,700	53,000	0	102,700	1,464.50
GOUDREAU, FRANK	45,400	68,200	0	113,600	1,619.94
GOUDREAU, FRANK C	5,500	0	0	5,500	78.43
GOUDREAU, FRANK CLYDE	106,300	183,700	10,000	280,000	3,992.80
GOULET, KERRY L	46,900	44,100	10,000	81,000	1,155.06
GOULET, MICHAEL G	6,400	0	0	6,400	91.26
GOULET, RAYMOND E	55,200	0	0	55,200	787.15
GOULET, STEVEN J	38,700	155,600	10,000	184,300	2,628.12
GOUPIL, ROLAND	0	10,900	10,000	900	12.83
GOWELL, STEPHEN I	46,500	134,800	0	181,300	2,585.34
GOYETTE, ROBERT	0	7,800	0	7,800	111.23
GRAHAM, DANIEL CALVIN	50,100	78,100	0	128,200	1,828.13
GRANDMAISON, PAUL	29,500	21,500	10,000	41,000	584.66
GRANT, LEON	39,000	0	0	39,000	556.14
GRANT, LEON	51,200	98,000	10,000	139,200	1,984.99
GRANT, RONALD I	48,200	181,100	10,000	219,300	3,127.22
GRANT, STEPHEN D	46,500	211,600	10,000	248,100	3,537.91
GRASSI, CHRISTOPHER R	43,500	31,500	0	75,000	1,069.50
GRAUL, DONALD R	46,500	51,900	10,000	88,400	1,260.58
GRAVEL, DANNY C	44,900	101,000	10,000	135,900	1,937.93
GRAVEL, ROBERT A	50,400	130,700	10,000	171,100	2,439.89
GRAY, ERIK R	40,800	95,500	0	136,300	1,943.64
GRAY, JOHN M	47,500	172,300	0	219,800	3,134.35
GRAY, PETER M	38,400	44,300	10,000	72,700	1,036.70
GRAY, TRAVIS	20,600	0	0	20,600	293.76
GRAY, TRAVIS B	43,900	187,900	0	231,800	3,305.47
GREEN MAINE REALTY	52,100	31,900	0	84,000	1,197.84
GREEN, DENNIS W	48,800	106,800	16,000	139,600	1,990.70
GREENE COMMONS LLC	68,900	0	0	68,900	982.51
GREENE COMMONS LLC	41,200	5,100	0	46,300	660.24
GREENE COMMONS LLC	38,700	0	0	38,700	551.86
GREENE COMMONS LLC	35,200	0	0	35,200	501.95
GREENE COMMONS LLC	34,100	0	0	34,100	486.27
GREENE PROPERTIES LLC	44,700	181,000	0	225,700	3,218.48
GREENE, JAMES T	113,000	126,900	10,000	229,900	3,278.37
GREENLAW, KATHERINE J	42,000	214,000	0	256,000	3,650.56
GREEN-NORTON, SHERI S	63,200	202,400	0	265,600	3,787.46
GREENWOOD, EDWARD	45,000	108,100	10,000	143,100	2,040.61

Real Estate Valuation 2015

Owner	Land	Building	Exempt	Net Value	Tax Amount
GREENWOOD, ROBERT E	39,800	104,100	10,000	133,900	1,909.41
GREENWOOD, SUSANNE	39,900	112,500	10,000	142,400	2,030.62
GREFER-KIRKLAND,	47,100	0	0	47,100	671.65
GREGOIRE, MAURICE R	79,200	203,500	10,000	272,700	3,888.70
GRENIER, DIANA	65,300	181,900	10,000	237,200	3,382.47
GRENIER, LIONEL	60,200	38,700	0	98,900	1,410.31
GRENIER, LIONEL	25,200	0	0	25,200	359.35
GRENIER, LIONEL	24,100	0	0	24,100	343.67
GRENIER, LIONEL	27,300	0	0	27,300	389.30
GRENIER, LIONEL	21,900	0	0	21,900	312.29
GRENIER, LIONEL	42,200	0	0	42,200	601.77
GRIFFIN, DAVID M	38,600	143,800	10,000	172,400	2,458.42
GRIFFIN, EDWARD R JR	40,800	166,800	0	207,600	2,960.38
GRIFFIN, JOLINE B	53,000	34,500	0	87,500	1,247.75
GRIMMEL, FRANCIS	36,200	74,100	16,000	94,300	1,344.72
GRIMMEL, PAUL	50,000	66,800	10,000	106,800	1,522.97
GRIMMEL, RODNEY	47,000	145,600	10,000	182,600	2,603.88
GROLEAU, PAUL L	41,400	37,900	10,000	69,300	988.22
GRONDIN, MARK R	62,300	134,200	10,000	186,500	2,659.49
GRONDIN, PAUL L	40,800	203,300	0	244,100	3,480.87
GROVER, MICHAEL	46,400	112,700	16,000	143,100	2,040.61
GTP ACQUISITION	31,500	127,800	0	159,300	2,271.62
GTP ACQUISITION	33,900	152,700	0	186,600	2,660.92
GUAY, NORMAND H	39,000	134,200	10,000	163,200	2,327.23
GUGLIOTTI, KENNETH	104,000	123,600	0	227,600	3,245.58
GUIMOND, TIMOTHY P	41,000	152,900	10,000	183,900	2,622.41
GUMPRECHT, JOSHUA J	48,200	233,900	16,000	266,100	3,794.59
GUNN, DENNIS	45,400	171,700	10,000	207,100	2,953.25
GUNN, DENNIS	34,300	0	0	34,300	489.12
GUNN, DONALD	49,100	165,600	16,000	198,700	2,833.46
GURNEY, CHRISTIAN	49,100	204,200	0	253,300	3,612.06
GURNEY, SHEILA F	40,100	21,400	0	61,500	876.99
GURSCHICK, ABIGAIL	23,900	2,400	0	26,300	375.04
GUSTAVSON, CHARLES A	121,600	134,800	10,000	246,400	3,513.66
GUSTIN, LEWIS A	71,700	124,400	16,000	180,100	2,568.23
GUYETTE, SHERRY M	36,800	95,700	0	132,500	1,889.45
HACK, ROBERT	41,000	182,300	10,000	213,300	3,041.66
HACK, ROBERT	29,700	0	0	29,700	423.52
HACK, ROBERT C JR	7,400	0	0	7,400	105.52
HADAKIN, CHAD J	43,800	84,800	10,000	118,600	1,691.24
HAEFELE, DAVID C	47,500	108,700	10,000	146,200	2,084.81
HALL, R DAVID	47,500	62,600	0	110,100	1,570.03
HALL, SAMUEL	33,100	122,700	10,000	145,800	2,079.11
HAM, CAROL B	65,300	145,800	10,000	201,100	2,867.69
HAMANN, ROGER	43,800	169,000	10,000	202,800	2,891.93
HAMBY, KATIE L	40,500	59,900	10,000	90,400	1,289.10
HAMEL, ERNEST	44,600	145,200	10,000	179,800	2,563.95
HAMMOND, CHARLES	46,900	52,000	0	98,900	1,410.31
HAMMOND, CHARLES R	58,400	169,000	10,000	217,400	3,100.12
HANDY, MARY & BONNIE	41,000	59,500	0	100,500	1,433.13
HANNAN, DAWNA D	50,400	133,200	10,000	173,600	2,475.54
HANNIGAN, MICHAEL W	47,300	172,400	10,000	209,700	2,990.32
HANNING, KEITH C	38,200	126,700	10,000	154,900	2,208.87
HANSCOM, EUGENE O	62,400	66,800	0	129,200	1,842.39
HANSCOM, LUKE E	44,600	151,500	10,000	186,100	2,653.79

Real Estate Valuation 2015

Owner	Land	Building	Exempt	Net Value	Tax Amount
HANSCOM, ROBERT JR	57,100	141,100	10,000	188,200	2,683.73
HANSCOM, TROY A	46,400	88,800	10,000	125,200	1,785.35
HANSON, RANDALL B	46,000	144,200	0	190,200	2,712.25
HANSON, RANDALL B	44,600	104,400	10,000	139,000	1,982.14
HANSON, SHERI L	7,000	0	0	7,000	99.82
HARE, NOREEN M	40,600	143,200	10,000	173,800	2,478.39
HARPS, RHEAL F	39,000	83,300	0	122,300	1,744.00
HARRINGTON, EDWIN S	41,000	88,400	10,000	119,400	1,702.64
HARRINGTON, KEVIN C	47,100	178,600	0	225,700	3,218.48
HARRIS, ALBERT ROSS JR	51,100	3,600	0	54,700	780.02
HARRIS, DWIGHT O	42,800	68,600	10,000	101,400	1,445.96
HARRIS, EDWIN N	53,100	48,200	0	101,300	1,444.54
HARRISON, DONNA R	46,300	102,700	10,000	139,000	1,982.14
HARRISON, JACQUELINE R	55,600	0	0	55,600	792.86
HART, JEFFREY M	43,400	15,900	0	59,300	845.62
HARTFORD, JENNIFER M	43,800	103,700	10,000	137,500	1,960.75
HARTMAN, RUSS	58,200	156,500	0	214,700	3,061.62
HARVEY, MICHAEL	24,700	0	0	24,700	352.22
HARVEY, MICHAEL W	131,400	43,300	0	174,700	2,491.22
HARVEY, RENA A	46,400	45,600	10,000	82,000	1,169.32
HASAFUN	104,900	329,900	0	434,800	6,200.25
HASTINGS, MICHAEL S	53,200	113,600	0	166,800	2,378.57
HATHORNE, WAYDE C	40,600	129,900	10,000	160,500	2,288.73
HAWKINS, ALEXIS B	73,400	98,700	0	172,100	2,454.15
HAYES, KAREN A	43,300	82,900	10,000	116,200	1,657.01
HAYWARD, VIRA J	83,100	196,400	10,000	269,500	3,843.07
HAYWARD, VIRA J	93,900	70,800	0	164,700	2,348.62
HEALEY, KEVIN M	146,300	254,200	10,000	390,500	5,568.53
HEATH, ERWIN	47,700	92,200	10,000	129,900	1,852.37
HEBERT, LISA	8,200	0	0	8,200	116.93
HEBERT, LISA G	67,800	153,300	10,000	211,100	3,010.29
HEBERT, ROBERT	47,000	133,400	10,000	170,400	2,429.90
HEBERT, SALLY ANN	0	36,200	10,000	26,200	373.61
HEMINGWAY, LOUIS J JR	43,300	159,700	16,000	187,000	2,666.62
HENAULT, LOUISE A	45,200	99,100	10,000	134,300	1,915.12
HENDON, ROBERT W	71,200	669,200	10,000	730,400	10,415.50
HERRICK, GEORGE JR	38,900	120,300	16,000	143,200	2,042.03
HEWINS, HELEN E	43,500	72,500	10,000	106,000	1,511.56
HEWITT, ALBERT E	46,600	111,700	10,000	148,300	2,114.76
HICKS, MALISSA	50,800	94,700	0	145,500	2,074.83
HIGGINS, ANGELA L	42,200	117,700	0	159,900	2,280.17
HIGGINS, JOSHUA	46,200	53,900	10,000	90,100	1,284.83
HIGGINS, MATTHEW	42,200	168,500	10,000	200,700	2,861.98
HIGGINS, MATTHEW	28,100	0	0	28,100	400.71
HIGGINS, PETER	53,600	137,300	10,000	180,900	2,579.63
HIGGINS, SETH E	47,000	110,200	0	157,200	2,241.67
HILLMAN, DEBORAH A	52,500	120,300	10,000	162,800	2,321.53
HILTS, LINDA L	43,800	89,800	10,000	123,600	1,762.54
HINDS, STANLEY W	41,800	202,600	0	244,400	3,485.14
HINES, ROMEO R	46,800	170,500	10,000	207,300	2,956.10
HINKLEY, SANDRA E	61,500	380,700	10,000	432,200	6,163.17
HINXMAN, WAYNE	49,100	76,700	0	125,800	1,793.91
HINXMAN, WAYNE D	43,000	196,800	0	239,800	3,419.55
HOBART, GREGGORY M	49,600	141,400	10,000	181,000	2,581.06
HODGDON, CHARLES	64,600	111,700	10,000	166,300	2,371.44

Real Estate Valuation 2015

Owner	Land	Building	Exempt	Net Value	Tax Amount
HODGDON, CHARLES	47,800	105,500	0	153,300	2,186.06
HODGKINS, ROBERT D	48,600	39,500	16,000	72,100	1,028.15
HODSDON, DOREEN E	24,200	126,700	10,000	140,900	2,009.23
HOFFAY, LORRI ADDITON	44,700	0	0	44,700	637.42
HOGAN, FRANK	45,000	166,000	0	211,000	3,008.86
HOGAN, FRANK	12,700	0	0	12,700	181.10
HOLBROOK, WILLIAM	45,000	102,800	10,000	137,800	1,965.03
HOLLAWAY, JAMES E	40,400	19,800	10,000	50,200	715.85
HOLMES REVOCABLE TRUST	58,000	315,200	10,000	363,200	5,179.23
HOOKE, JOHN E	46,500	230,100	16,000	260,600	3,716.16
HORNING, LAWRENCE E	44,700	35,900	16,000	64,600	921.20
HOUGHTON, EUGENE R	127,800	45,300	0	173,100	2,468.41
HOUGHTON, PETER A	45,400	123,900	0	169,300	2,414.22
HOULD, ARTHUR J JR	46,500	67,100	10,000	103,600	1,477.34
HOWE, LAURA B	55,100	67,800	0	122,900	1,752.55
HOWE, THEODORE W	55,000	111,900	0	166,900	2,379.99
HOWES, CRYSTAL M	46,400	125,600	0	172,000	2,452.72
HUNT, LORNA L	46,800	143,900	10,000	180,700	2,576.78
HUNT, ROGER	65,900	37,300	0	103,200	1,471.63
HUNTER, LEROY W	55,000	64,600	10,000	109,600	1,562.90
HUTCHINSON, JOSEPH A	41,000	84,200	0	125,200	1,785.35
HUTCHINSON, RONALD S JR	57,000	133,100	10,000	180,100	2,568.23
HUTTON, MARK G	85,700	145,300	0	231,000	3,294.06
IANNOTTI, DAVID	140,800	568,600	10,000	699,400	9,973.44
IANNOTTI, MICHAEL	46,400	95,800	0	142,200	2,027.77
INDERMUEHLE, ANTHONY E	30,100	2,100	0	32,200	459.17
INDERMUEHLE, ANTHONY E	45,300	107,400	0	152,700	2,177.50
IRISH, WOODROW F JR	64,800	178,100	0	242,900	3,463.75
IVY, SCOTT A	20,700	45,100	0	65,800	938.31
JACKSON, CAROL M	48,600	138,300	10,000	176,900	2,522.59
JACKSON, DANIEL	40,800	16,800	0	57,600	821.38
JACKSON-WASHBURN, LINDA	34,900	0	0	34,900	497.67
JACKSON-WASHBURN, LINDA	127,700	114,300	10,000	232,000	3,308.32
JACOBS, DONALD L	52,200	66,300	16,000	102,500	1,461.65
JACOBS, GEORGE	50,400	119,600	16,000	154,000	2,196.04
JACOBS, STEPHEN B	50,000	150,700	10,000	190,700	2,719.38
JACOBS, STEVEN S	130,400	149,400	0	279,800	3,989.95
JACQUES, CAROL A	21,000	80,000	10,000	91,000	1,297.66
JACQUES, DANIEL A	127,000	197,000	10,000	314,000	4,477.64
JALBERT, DAVID	40,800	93,900	10,000	124,700	1,778.22
JANOSCO, STEVE	57,200	152,500	10,000	199,700	2,847.72
JEAN, GERALDINE	47,200	107,400	10,000	144,600	2,062.00
JED COLLECTIVE LLC	0	151,200	0	151,200	2,156.11
JEFFCOATS, TIMOTHY P	56,600	170,600	6,000	221,200	3,154.31
JEFFE, RYAN D	39,900	235,000	10,000	264,900	3,777.47
JERVIS, JOCELYN C	99,600	196,800	0	296,400	4,226.66
JEWETT, ROGER H	61,000	37,100	0	98,100	1,398.91
JIPSON, JOSEPH	35,800	106,700	10,000	132,500	1,889.45
JIPSON, JOSEPH	76,500	58,200	0	134,700	1,920.82
JOHNSON, ADAM	40,500	176,400	0	216,900	3,092.99
JOHNSON, DAVID N	52,200	119,500	10,000	161,700	2,305.84
JOHNSON, HELEN A	92,400	95,000	16,000	171,400	2,444.16
JOHNSON, HOWARD JR	600	0	0	600	8.56
JOHNSON, LYNDA M	34,800	0	0	34,800	496.25
JOHNSON, PAUL	82,900	18,200	0	101,100	1,441.69

Real Estate Valuation 2015

Owner	Land	Building	Exempt	Net Value	Tax Amount
JOHNSON, RONALD	46,800	29,000	10,000	65,800	938.31
JOHNSON, TAMMY L	45,200	119,500	10,000	154,700	2,206.02
JOHNSON, THOMAS D	41,400	28,900	10,000	60,300	859.88
JOHNSTON, CARROLL A	89,600	86,400	16,000	160,000	2,281.60
JOHNSTON, DEBRA N	48,300	34,800	0	83,100	1,185.01
JOKINEN, PETER W	46,400	62,200	0	108,600	1,548.64
JOLICOEUR, PETER	37,700	94,900	10,000	122,600	1,748.28
JONES, LEE E	49,900	148,300	0	198,200	2,826.33
JONES, RANDALL	63,800	24,700	0	88,500	1,262.01
JORDAN, DEBRAH E	31,500	0	0	31,500	449.19
JORDAN, DIANE	57,200	279,900	10,000	327,100	4,664.45
JORDAN, SHAWN E	48,600	115,400	10,000	154,000	2,196.04
JORDUST LLC	67,200	397,400	10,000	454,600	6,482.60
JOYNER, LINA J	56,600	108,300	10,000	154,900	2,208.87
JPMORGAN CHASE BANK	45,500	113,200	0	158,700	2,263.06
JUNTURA, TAMI L	49,400	198,200	10,000	237,600	3,388.18
JUTRAS, CONRAD, ARMAND,	9,600	2,400	0	12,000	171.12
KALINKA, ROBERT L	48,700	49,400	0	98,100	1,398.91
KARY, DANIEL J LIVING	73,000	322,300	10,000	385,300	5,494.38
KAUFMAN, DENISE	48,300	115,700	10,000	154,000	2,196.04
KAYASHIMA, ANNE MARIE	43,000	70,500	0	113,500	1,618.51
KEEFE, JEAN M	61,000	47,500	16,000	92,500	1,319.05
KEENAN, ROBERT C	40,800	175,900	10,000	206,700	2,947.54
KEENE, DENISE	0	24,300	0	24,300	346.52
KEITH, MARK A SR	45,000	62,100	10,000	97,100	1,384.65
KELSEY, THOMAS E	48,500	101,900	0	150,400	2,144.70
KENT, DONNA S	52,100	16,000	0	68,100	971.11
KENT, DONNA S	64,200	15,800	0	80,000	1,140.80
KENT, DONNA S	700	0	0	700	9.98
KEOUGH, MERLE F	38,000	73,900	10,000	101,900	1,453.09
KILTON JESSICA E.	46,500	68,600	0	115,100	1,641.33
KING HOLDINGS LLC	77,700	402,500	0	480,200	6,847.65
KING, JOYCE T	47,000	126,300	16,000	157,300	2,243.10
KING, MICHAEL	55,000	78,700	10,000	123,700	1,763.96
KING, SHELDON	44,600	105,300	16,000	133,900	1,909.41
KIPPAX, JO-ANN	55,400	0	0	55,400	790.00
KIRKLAND, ALLAN L	62,000	190,900	10,000	242,900	3,463.75
KIROUAC, DONALD	57,000	167,400	16,000	208,400	2,971.78
KIRSCHMANN, DAVID C	36,600	73,000	10,000	99,600	1,420.30
KNIGHT, WILLIAM B	51,300	155,300	10,000	196,600	2,803.52
KNOWLES, ELAINE	43,800	79,000	10,000	112,800	1,608.53
KNOWLTON, CAIN G	44,100	81,700	0	125,800	1,793.91
KNOWLTON, GREGORY	39,000	124,800	10,000	153,800	2,193.19
KOSTELANETZ, VICTOR	307,800	165,000	0	472,800	6,742.13
KRITZER, MATTHEW E	45,900	118,600	0	164,500	2,345.77
KUCINSKAS, BAZILIUS	3,600	0	0	3,600	51.34
KUNATH, JONATHAN L	3,600	0	0	3,600	51.34
KUNATH, KAYLA D	71,700	28,200	0	99,900	1,424.57
L H HOUSING LLC	37,200	88,300	0	125,500	1,789.63
LABBE, DAVID N	47,800	87,000	10,000	124,800	1,779.65
LABBE, JEFFREY M	84,600	161,700	10,000	236,300	3,369.64
LABBE, JEFFREY M	32,500	0	0	32,500	463.45
LABBE, RICHARD J	36,200	85,300	10,000	111,500	1,589.99
LABBE, ROBERT R	46,800	92,500	10,000	129,300	1,843.82
LABELLE, WILLIAM D	46,900	313,500	10,000	350,400	4,996.70

Real Estate Valuation 2015

Owner	Land	Building	Exempt	Net Value	Tax Amount
LABERGE, RICHARD B	53,600	32,900	10,000	76,500	1,090.89
LABONTE, JEAN PAUL	62,300	259,000	16,000	305,300	4,353.58
LABONTE, MARK	46,500	30,200	10,000	66,700	951.14
LABRECQUE, BENJAMIN D	53,200	129,000	10,000	172,200	2,455.57
LABRECQUE, BRUCE	44,600	126,800	0	171,400	2,444.16
LABRIE, CHRISTIE LEE	47,200	145,900	10,000	183,100	2,611.01
LABRIE, THOM	168,100	110,600	10,000	268,700	3,831.66
LACHANCE, KELLY J	27,700	82,900	10,000	100,600	1,434.56
LACHAPELLE, LOUIS R	52,900	64,100	16,000	101,000	1,440.26
LACOSTE, JOLINE	81,600	123,600	0	205,200	2,926.15
LACOSTE, JOLINE	73,200	55,100	10,000	118,300	1,686.96
LACOSTE, JOLINE	21,600	13,300	0	34,900	497.67
LACROIX, GREGORY DON	38,600	159,800	10,000	188,400	2,686.58
LACROIX, NORMAN	45,800	145,400	16,000	175,200	2,498.35
LACROIX-SANFORD, STORMI	46,800	154,800	0	201,600	2,874.82
LAFAYETTE, JACQUELINE P	43,600	44,100	0	87,700	1,250.60
LAFAYETTE, JENNIFER M	46,500	165,100	10,000	201,600	2,874.82
LAFLAMME, DERICK D	63,800	153,200	10,000	207,000	2,951.82
LAFLAMME, JAMES R	36,400	110,200	10,000	136,600	1,947.92
LAFOND, RICHARD T	61,500	178,500	0	240,000	3,422.40
LAFONTAINE, DALE E	43,100	120,800	10,000	153,900	2,194.61
LAFONTAINE, JUSTIN E	48,200	85,200	10,000	123,400	1,759.68
LAFRANCE, DAVID	46,600	109,000	10,000	145,600	2,076.26
LAGASSE, BENJAMIN A	32,700	102,500	0	135,200	1,927.95
LAGASSE, WILFRED	99,800	19,900	0	119,700	1,706.92
LAGASSE, WILFRED N	41,600	116,100	10,000	147,700	2,106.20
LAGASSE, WILFRED NELSON	49,800	5,200	0	55,000	784.30
LAGERSON, JAMES W	60,000	199,700	10,000	249,700	3,560.72
LAGUE, DEBRA L	61,300	35,100	0	96,400	1,374.66
LAGUEUX, NORMAND P	46,800	157,700	10,000	194,500	2,773.57
LAGUEUX, NORMAND P	51,800	0	0	51,800	738.67
LAHEY, DANIEL R	38,400	19,400	0	57,800	824.23
LAKE, ELAINE G	89,600	31,300	0	120,900	1,724.03
LAKE, GARRET N	48,900	119,600	10,000	158,500	2,260.21
LALIBERTE, JEAN P	40,500	116,600	10,000	147,100	2,097.65
LALIBERTE, MARK R	46,800	92,400	10,000	129,200	1,842.39
LALIBERTE, ROLANDE M	44,400	50,400	16,000	78,800	1,123.69
LALIBERTE, RONALD J	45,700	105,700	0	151,400	2,158.96
LAMBERT, ROLAND A	81,200	47,200	0	128,400	1,830.98
LAMBERT, RONALD G	66,800	135,600	10,000	192,400	2,743.62
LAMBERT, SOLANGE	31,800	0	0	31,800	453.47
LAMONTAGNE, DONALD	46,600	0	0	46,600	664.52
LAMONTAGNE, JOHN D	47,700	60,400	0	108,100	1,541.51
LAMONTAGNE, ROSE MERIE	48,600	258,700	10,000	297,300	4,239.50
LAMOTHE, DENIS H	45,000	153,300	10,000	188,300	2,685.16
LANDREVILLE, DANIEL A	53,300	141,700	0	195,000	2,780.70
LANDRY, ANTONIO	46,500	135,100	0	181,600	2,589.62
LANDRY, BRIAN R	46,500	141,000	10,000	177,500	2,531.15
LANDRY, LINDA H	45,200	96,700	10,000	131,900	1,880.89
LANDRY, MATTHEW R	44,200	88,400	10,000	122,600	1,748.28
LANDRY, PETER	48,300	225,600	0	273,900	3,905.81
LANDRY, ROGER	50,600	105,200	10,000	145,800	2,079.11
LANDRY, STEPHEN N	42,100	80,200	0	122,300	1,744.00
LANDRY, WILLIAM J JR	46,800	90,500	0	137,300	1,957.90
LANGELIER, CRAIG E	67,100	0	0	67,100	956.85

Real Estate Valuation 2015

Owner	Land	Building	Exempt	Net Value	Tax Amount
LANGELIER, MAVERINE	49,500	154,500	16,000	188,000	2,680.88
LANGLIN, LINDA T	40,800	117,100	10,000	147,900	2,109.05
LANGLOIS, SCOTT E	40,700	137,800	0	178,500	2,545.41
LAPIN, JANET B	56,900	273,500	10,000	320,400	4,568.90
LAPOINTE, BENOIT	60,200	171,600	0	231,800	3,305.47
LAPOINTE, JOSHUA	46,600	74,300	0	120,900	1,724.03
LAPOINTE, MARCEL	0	27,600	0	27,600	393.58
LAPOINTE, MICHAEL P	44,400	87,400	0	131,800	1,879.47
LAPPIN, JOSHUA	38,300	317,700	0	356,000	5,076.56
LAROCHE, CHERYL	46,800	67,300	10,000	104,100	1,484.47
LAROCHE, MARK R	177,900	170,200	10,000	338,100	4,821.31
LARUE, CHARLOTTE L	72,900	144,200	10,000	207,100	2,953.25
LASHMAN, JUDITH	57,200	182,200	10,000	229,400	3,271.24
LATHAM, CLARENCE	38,400	145,300	0	183,700	2,619.56
LAVERDIERE, ROLAND J	62,900	177,000	10,000	229,900	3,278.37
LAVERRIERE, BRUCE C.	58,800	69,100	0	127,900	1,823.85
LAVERTU, GEORGE	45,600	41,700	10,000	77,300	1,102.30
LAVIGNE, NORMAN A	34,200	31,700	0	65,900	939.73
LAVIGNE, SHAWN M	33,500	102,100	0	135,600	1,933.66
LAVOIE, CHERYL L	61,300	169,000	0	230,300	3,284.08
LAVOIE, JESSE E	46,800	87,400	0	134,200	1,913.69
LAVOIE, NELSON	46,500	31,000	10,000	67,500	962.55
LAVOIE, PHILIPPE	31,200	144,900	10,000	166,100	2,368.59
LAVOIE, PHILLIPE N	45,000	135,600	0	180,600	2,575.36
LEASK, JACKIE P	47,200	2,800	0	50,000	713.00
LEAVITT, ANDREW D	41,300	140,700	0	182,000	2,595.32
LEAVITT, BEVERLY ET ALS	130,200	24,000	0	154,200	2,198.89
LEBEL, DAVID M	142,200	49,100	0	191,300	2,727.94
LEBEL, DAVID M	400	7,500	0	7,900	112.65
LEBLANC, ANDRE B	42,900	94,100	10,000	127,000	1,811.02
LEBLANC, GERALD H	31,500	29,400	16,000	44,900	640.27
LEBLANC, MATTHEW L	37,700	110,100	10,000	137,800	1,965.03
LEBOURDAIS, ROBERT M	57,200	149,400	10,000	196,600	2,803.52
LEBRUN, DENIS R	47,000	142,800	10,000	179,800	2,563.95
LEBRUN, STEVEN G	55,500	96,600	0	152,100	2,168.95
LECLAIR, ADRIEN	46,300	118,700	10,000	155,000	2,210.30
LECLERC, DANIEL M	109,300	239,700	10,000	339,000	4,834.14
LECLERC, MARCEL M	159,700	199,700	10,000	349,400	4,982.44
LECLERC, MARCEL M	44,400	32,600	0	77,000	1,098.02
LECLERC, MARCEL M	88,200	0	0	88,200	1,257.73
LECLERC, TODD	50,400	131,000	10,000	171,400	2,444.16
LECLERC, TODD G	52,300	300,700	0	353,000	5,033.78
LECOMPTE, EUGENE R	46,800	90,000	16,000	120,800	1,722.61
LEDoux, WILLIAM	207,700	194,600	10,000	392,300	5,594.20
LEE, RICHARD R	7,500	0	0	7,500	106.95
LEHMAN, GENEVA A	60,000	53,000	16,000	97,000	1,383.22
LEHOUX, HELEN	38,700	93,500	10,000	122,200	1,742.57
LEHOUX, ROBERT JR	45,900	184,900	10,000	220,800	3,148.61
LEHOUX, ROBERT JR	23,100	0	0	23,100	329.41
LEIGHTON, BRENDA S	31,800	500	0	32,300	460.60
LEMARIE, WILFRED M	49,300	150,100	10,000	189,400	2,700.84
LEMAY, JENNIFER LYNN	38,200	2,500	0	40,700	580.38
LEMAY, MICHAEL	45,500	121,600	10,000	157,100	2,240.25
LEMIEUX, EDWARD P	33,200	0	0	33,200	473.43
LEMIEUX, EDWARD P	10,600	0	0	10,600	151.16

Real Estate Valuation 2015

Owner	Land	Building	Exempt	Net Value	Tax Amount
LEONARD, KEVIN	45,100	164,800	10,000	199,900	2,850.57
LEONAS, MARY SYLVAIN	58,700	0	0	58,700	837.06
LEONAS, MARY SYLVAIN	41,600	130,000	16,000	155,600	2,218.86
LEPAGE, DAVID	46,000	114,000	10,000	150,000	2,139.00
LEPAGE, MAURICE A	47,300	101,700	10,000	139,000	1,982.14
LEPINE, MICHAEL A	40,800	18,700	0	59,500	848.47
LESPERANCE, KATHLEEN J	45,000	93,800	10,000	128,800	1,836.69
LESSARD CONSTRUCTION	51,300	72,200	0	123,500	1,761.11
LESSARD, CINDY P	40,600	222,100	10,000	252,700	3,603.50
LESSARD, NORMAN A	61,600	152,200	10,000	203,800	2,906.19
LESSARD, PHILIP D	50,600	184,800	10,000	225,400	3,214.20
LESSARD, RICHARD N L	76,000	13,600	0	89,600	1,277.70
LESSARD, ROBERT	57,000	112,200	10,000	159,200	2,270.19
LESSARD, RONALD C	44,600	179,700	0	224,300	3,198.52
LESSARD, STEPHEN P	42,600	333,100	10,000	365,700	5,214.88
LETOURNEAU, DONALD E	43,500	79,500	10,000	113,000	1,611.38
LETOURNEAU, GARY J	64,800	173,300	0	238,100	3,395.31
LETOURNEAU, MICHAEL D	64,800	268,400	0	333,200	4,751.43
LETOURNEAU, PAUL D	47,200	194,900	0	242,100	3,452.35
LEVASSEUR, MAURICE	36,200	124,500	16,000	144,700	2,063.42
LEVEILLE, MAURICE LIFE	40,800	193,100	16,000	217,900	3,107.25
LEVESQUE, ERIC J	46,500	173,100	0	219,600	3,131.50
LEVESQUE, HENRY G	47,300	55,600	16,000	86,900	1,239.19
LEVESQUE, HOWARD J	34,200	0	0	34,200	487.69
LEVESQUE, JEFFREY S	122,900	15,700	0	138,600	1,976.44
LEVESQUE, KEITH	62,300	159,300	10,000	211,600	3,017.42
LEVESQUE, KEVIN M	48,200	103,100	0	151,300	2,157.54
LEVESQUE, LYNN M	49,600	132,700	10,000	172,300	2,457.00
LEVESQUE, PAUL A	60,600	309,300	0	369,900	5,274.77
LEVESQUE, RONALD J	46,600	29,300	0	75,900	1,082.33
LEVINE, MARY	45,100	42,200	0	87,300	1,244.90
LEW-BURN, LLC	120,400	13,200	0	133,600	1,905.14
LEW-BURN, LLC	0	8,200	0	8,200	116.93
LEW-BURN, LLC	0	4,600	0	4,600	65.60
LEW-BURN, LLC	0	6,400	0	6,400	91.26
LEW-BURN, LLC	0	6,700	0	6,700	95.54
LEW-BURN, LLC	0	15,500	0	15,500	221.03
LEW-BURN, LLC	0	16,200	0	16,200	231.01
LEW-BURN, LLC	0	7,100	0	7,100	101.25
LEWISTON CELL TELCO	35,500	167,200	0	202,700	2,890.50
L'HOMMEDIEU,	56,200	30,000	0	86,200	1,229.21
LIBBY, ALICE L	48,100	117,800	16,000	149,900	2,137.57
LIBBY, CRAIG	110,100	96,800	0	206,900	2,950.39
LIBBY, LESTER J	43,800	70,000	0	113,800	1,622.79
LIBBY, RICHARD H	39,200	133,400	10,000	162,600	2,318.68
LIBERTY, LINDA E	81,200	37,900	0	119,100	1,698.37
LITALIEN, MARC L	47,000	161,700	10,000	198,700	2,833.46
LITTLE, HELEN	100,300	31,700	0	132,000	1,882.32
LITTLE, NILA M	42,200	9,800	10,000	42,000	598.92
LJM REALTY INC	127,400	73,800	0	201,200	2,869.11
LJM REALTY INC	41,700	135,300	0	177,000	2,524.02
LJM REALTY INC	26,200	400	0	26,600	379.32
LONG, DAVID	40,600	252,600	10,000	283,200	4,038.43
LONG, DOLORES	79,700	28,300	0	108,000	1,540.08
LONGCHAMPS, ANTHONY R	61,200	227,900	10,000	279,100	3,979.97

Real Estate Valuation 2015

Owner	Land	Building	Exempt	Net Value	Tax Amount
LONGCHAMPS, ERIC	54,800	181,200	10,000	226,000	3,222.76
LONGLEY, GERALD M	44,400	127,100	10,000	161,500	2,302.99
LONGO, ANTHONY J	53,800	25,600	0	79,400	1,132.24
LOVEJOY, ALAN J	50,400	131,200	0	181,600	2,589.62
LOWIT, JASON C	43,000	28,300	0	71,300	1,016.74
LUKAS, HEIDI M	113,600	48,500	0	162,100	2,311.55
LUPHER, JOSHUA V	49,000	180,100	10,000	219,100	3,124.37
LYNCH, DENNIS	0	13,300	0	13,300	189.66
LYON, GEORGE F JR	50,900	3,000	0	53,900	768.61
LYONS, ANDREA J	52,800	90,300	10,000	133,100	1,898.01
LYONS, JUDITH N	41,000	18,700	10,000	49,700	708.72
LYONS, STEPHEN D	46,800	96,500	10,000	133,300	1,900.86
M & J DEVELOPERS INC	17,900	0	0	17,900	255.25
M & J DEVELOPERS INC	17,200	0	0	17,200	245.27
MACDONALD, DAVID R	48,600	18,500	0	67,100	956.85
MACDONALD, IAN D JR	22,600	22,200	0	44,800	638.85
MACDONALD, IAN D JR	54,300	70,000	0	124,300	1,772.52
MACE-DAVIS, ROBERT B	80,400	303,700	0	384,100	5,477.27
MACGREGOR, GRETCHEN	52,800	0	0	52,800	752.93
MACGREGOR, GRETCHEN A	70,100	187,000	10,000	247,100	3,523.65
MACLAREN, SUSAN	40,500	42,900	0	83,400	1,189.28
MACMILLAN, CRAIG E	42,600	222,300	10,000	254,900	3,634.87
MACMUNN, BRUCE E	52,100	78,800	10,000	120,900	1,724.03
MAC'S CONVENIENCE	53,400	276,700	0	330,100	4,707.23
MADORE, DAVID R	48,000	84,500	0	132,500	1,889.45
MAGNUSSEN, ERIK	46,600	53,100	10,000	89,700	1,279.12
MAHEU, CLAUDE F	56,500	148,700	10,000	195,200	2,783.55
MAHEUX, SCOTT R	46,600	167,300	10,000	203,900	2,907.61
MAHEUX, SCOTT R	26,900	0	0	26,900	383.59
MAILHOT, DENIS W	54,300	40,300	0	94,600	1,349.00
MAILHOT, PETER	43,300	116,100	10,000	149,400	2,130.44
MAILHOT, RICHARD	62,400	140,200	10,000	192,600	2,746.48
MAINE COUNTRY MUSIC	37,300	0	0	37,300	531.90
MAINE POLY HOLDINGS LLC	111,300	645,500	0	756,800	10,791.97
MAISLEN, ROBERT E	47,700	0	0	47,700	680.20
MAISLEN, ROBERT E	50,100	0	0	50,100	714.43
MAISLEN, ROBERT E	64,900	348,100	10,000	403,000	5,746.78
MALLIS, CAITLIN J	52,200	163,200	0	215,400	3,071.60
MANLEY, NANCY D	43,500	117,800	10,000	151,300	2,157.54
MARDEN, ADRIAN S	54,000	195,200	0	249,200	3,553.59
MARDEN, JUDITH	21,900	0	0	21,900	312.29
MARDEN, JUDITH A	14,400	0	0	14,400	205.34
MARDEN, JUDITH A	43,300	151,800	10,000	185,100	2,639.53
MARDEN, JUDITH A	2,900	0	0	2,900	41.35
MARDEN, JUDITH A	4,500	0	0	4,500	64.17
MARDEN, JUDITH A	7,400	0	0	7,400	105.52
MARINEZ, TANYA M	46,800	104,700	0	151,500	2,160.39
MARQUIS, JEANNETTE C	42,800	92,300	10,000	125,100	1,783.93
MARQUIS, JEFFREY R	45,500	122,800	10,000	158,300	2,257.36
MARQUIS, MARCEL R	62,400	35,300	0	97,700	1,393.20
MARSTON, BRIAN A	41,200	145,800	0	187,000	2,666.62
MARSTON, KEVIN R	47,500	172,100	10,000	209,600	2,988.90
MARTEL, EMILY	34,400	58,700	10,000	83,100	1,185.01
MARTEL, GERALD	22,600	73,200	10,000	85,800	1,223.51
MARTEL, JEAN C	46,800	104,400	10,000	141,200	2,013.51

Real Estate Valuation 2015

Owner	Land	Building	Exempt	Net Value	Tax Amount
MARTEL, MAURICE R JR	47,800	87,100	10,000	124,900	1,781.07
MARTEL, ROBERT A	53,100	150,000	10,000	193,100	2,753.61
MARTEL, STEVE K	43,800	53,700	0	97,500	1,390.35
MARTIN, GERARD J	39,200	106,600	10,000	135,800	1,936.51
MARTINEAU, NORMAND R	95,000	155,800	10,000	240,800	3,433.81
MASON, DELBERT	34,000	83,800	16,000	101,800	1,451.67
MASON, DELBERT R JR	42,900	69,900	10,000	102,800	1,465.93
MASON, GARY	46,800	10,600	16,000	41,400	590.36
MASON, KATHY	51,200	16,600	16,000	51,800	738.67
MASON, MICHELLE L	48,900	30,500	0	79,400	1,132.24
MASON,MARGARET A	45,500	88,300	0	133,800	1,907.99
MASON,MARGARET A.	57,600	0	0	57,600	821.38
MASON-WALKER, ROSE	42,300	63,600	10,000	95,900	1,367.53
MATHIEU, LARRY J	49,300	241,300	10,000	280,600	4,001.36
MATHIEU, LORIE	41,500	190,900	0	232,400	3,314.02
MATHIEU, ROSAIRE	0	19,500	10,000	9,500	135.47
MATHIEU, VICTOR L	46,100	230,900	10,000	267,000	3,807.42
MATZINGER, MICHAEL	82,000	533,100	10,000	605,100	8,628.73
MAXIM, PRISCILLA GAGNE	45,700	44,500	10,000	80,200	1,143.65
MAXWELL, PETER R	46,900	140,700	10,000	177,600	2,532.58
MAYBERRY, WILBUR	93,300	18,900	0	112,200	1,599.97
MAYBURY, BERNARD B	40,700	146,600	10,000	177,300	2,528.30
MCCARRON, ROBERT N	51,300	50,600	0	101,900	1,453.09
MCCARRON, ROBERT N	38,600	93,500	0	132,100	1,883.75
MCCARTHY, LEWIS F	48,100	125,900	10,000	164,000	2,338.64
MCCLELLAND, SCOTT M	46,400	123,100	0	169,500	2,417.07
MCCORMICK, ANNA	46,700	223,500	0	270,200	3,853.05
MCCORRISON, MELVIN	119,300	140,400	10,000	249,700	3,560.72
MCDONALD, SHAWN P	48,500	110,800	10,000	149,300	2,129.02
MCDOWELL, JACQUELINE S	39,100	59,800	0	98,900	1,410.31
MCFADDEN, BLAINE O	37,700	107,400	10,000	135,100	1,926.53
MCGRATH, SEAN	45,700	119,600	0	165,300	2,357.18
MCGRAW, MICHAEL G	32,100	0	0	32,100	457.75
MCGRAY, GAIL L	43,100	156,100	10,000	189,200	2,697.99
MCINTIRE, ALICIA R	41,200	22,900	10,000	54,100	771.47
MCINTYRE, FRED	0	5,300	0	5,300	75.58
MCINTYRE, WILLIAM JAMES	43,700	113,900	0	157,600	2,247.38
MCKELLY, DANIEL L	32,700	70,200	0	102,900	1,467.35
MCKENZIE, MARY E	78,200	66,000	0	144,200	2,056.29
MCLAUGHLIN, PAULA	31,800	168,600	10,000	190,400	2,715.10
MCLEAN, JOHN	72,700	1,200	0	73,900	1,053.81
MCLEAN, NICOLE M	33,100	10,400	0	43,500	620.31
MCMAHON, MICHAEL E	46,800	50,100	10,000	86,900	1,239.19
MCMANUS, SCOTT	29,500	0	0	29,500	420.67
MCMANUS, SCOTT	1,000	0	0	1,000	14.26
MCMANUS, SCOTT A	9,000	0	0	9,000	128.34
MCNALLY, MATTHEW A	87,000	164,600	0	251,600	3,587.82
MCQUARRIE, PAUL	4,300	0	0	4,300	61.32
MECERVIER, RICHARD	63,000	115,400	10,000	168,400	2,401.38
MECERVIER, RICHARD	19,900	7,300	0	27,200	387.87
MEGLIO, FRANK	77,100	154,700	0	231,800	3,305.47
MELANSON, JAMES	40,800	217,600	0	258,400	3,684.78
MELTON, LINDA M TRUSTEE	48,000	126,700	0	174,700	2,491.22
MELVIDAS, JOHN	70,900	113,700	0	184,600	2,632.40
MELVILLE, RANDALL W	46,400	136,700	10,000	173,100	2,468.41

Real Estate Valuation 2015

Owner	Land	Building	Exempt	Net Value	Tax Amount
MERCIER, GRACIA E	46,500	177,100	16,000	207,600	2,960.38
MERRICK, REGINA C	53,800	60,100	10,000	103,900	1,481.61
MERRILL, BETSY L	46,500	97,400	10,000	133,900	1,909.41
MERRILL, DEBRA A	46,800	118,700	10,000	155,500	2,217.43
MERRILL, GARY	74,700	22,500	0	97,200	1,386.07
MERRILL, KENNETH E JR	114,100	273,500	10,000	377,600	5,384.58
MERRILL, ROSEMARY A	49,700	27,000	0	76,700	1,093.74
MESERVEY, JEREMY	29,400	93,200	0	122,600	1,748.28
METCALF, KENNETH	61,900	38,100	0	100,000	1,426.00
METCALF, ROBERT	68,800	58,300	0	127,100	1,812.45
MICHAUD, ANDREW L SR	45,100	223,700	10,000	258,800	3,690.49
MICHAUD, GERARD	49,000	73,200	10,000	112,200	1,599.97
MICHAUD, JUDY D	39,400	79,700	10,000	109,100	1,555.77
MICHAUD, MICHAEL J	47,800	137,200	10,000	175,000	2,495.50
MICHAUD, RACHEL M	36,800	114,900	0	151,700	2,163.24
MICHAUD, ROGER	76,700	320,100	0	396,800	5,658.37
MICHEL, TIMOTHY S	50,800	45,400	10,000	86,200	1,229.21
MILBERT, DAVID	86,100	37,000	10,000	113,100	1,612.81
MILLER, CHRISTOPHER R	50,400	110,700	10,000	151,100	2,154.69
MILLER, GEORGETTE I	47,100	113,500	16,000	144,600	2,062.00
MILLER, RONALD B	46,700	121,600	10,000	158,300	2,257.36
MILLIKEN, ERIC	46,800	192,100	10,000	228,900	3,264.11
MISIURA, MARK S	46,600	444,200	0	490,800	6,998.81
MITCHELL, KEVIN P	104,700	124,100	10,000	218,800	3,120.09
MONIER, JEANNINE ESTATE	48,600	121,800	0	170,400	2,429.90
MONROE, RICHARD N	45,500	83,600	10,000	119,100	1,698.37
MOODY, GARY	51,000	92,600	10,000	133,600	1,905.14
MOORE, BARRETT	73,400	82,300	0	155,700	2,220.28
MOORE, KEVIN L	45,100	104,500	0	149,600	2,133.30
MOORE, MICHAEL	37,900	86,400	0	124,300	1,772.52
MORAN, PETER J	56,900	179,900	10,000	226,800	3,234.17
MOREAU, DANIEL	50,000	135,200	10,000	175,200	2,498.35
MOREAU, DEBRA S	52,200	154,200	0	206,400	2,943.26
MOREAU, ELIZABETH	87,300	115,500	0	202,800	2,891.93
MOREAU, JOEY	0	14,500	10,000	4,500	64.17
MOREAU, MARC G	42,600	128,000	10,000	160,600	2,290.16
MOREAU, PHILIPPE R	56,600	161,600	10,000	208,200	2,968.93
MOREL, ROLAND L JR	30,900	84,800	0	115,700	1,649.88
MORGAN, ANTHONY	36,000	0	0	36,000	513.36
MORGAN, ANTHONY	34,200	0	0	34,200	487.69
MORGAN, ANTHONY	40,000	30,100	0	70,100	999.63
MORGAN, ANTHONY E	48,600	144,200	0	192,800	2,749.33
MORGAN, ANTHONY E	47,400	111,000	10,000	148,400	2,116.18
MORGAN, ANTHONY E	47,800	0	0	47,800	681.63
MORGAN, ANTHONY E	29,100	16,700	0	45,800	653.11
MORGAN, MARY C	46,200	82,800	10,000	119,000	1,696.94
MORGAN, NICHOLAS R	43,800	155,900	0	199,700	2,847.72
MORIN, ARTHUR H	47,500	105,700	10,000	143,200	2,042.03
MORIN, CHAD M	46,500	193,800	0	240,300	3,426.68
MORIN, DONALD J	52,500	26,100	0	78,600	1,120.84
MORIN, DONNA TRUSTEE OF	45,200	134,000	10,000	169,200	2,412.79
MORIN, JOHN R	53,100	144,100	10,000	187,200	2,669.47
MORIN, KIMBERLY	41,200	87,500	10,000	118,700	1,692.66
MORIN, LIONEL N	37,700	111,200	10,000	138,900	1,980.71
MORIN, LOUIS W	90,900	66,600	10,000	147,500	2,103.35

Real Estate Valuation 2015

Owner	Land	Building	Exempt	Net Value	Tax Amount
MORIN, LOUIS W	48,500	130,200	0	178,700	2,548.26
MORIN, PATRICIA	40,400	114,200	10,000	144,600	2,062.00
MORIN, PAULINE	37,500	76,200	10,000	103,700	1,478.76
MORIN, ROBERT L	42,900	81,200	10,000	114,100	1,627.07
MORIN, RODNEY J	32,700	72,600	16,000	89,300	1,273.42
MORIN, RONALD	53,900	229,300	10,000	273,200	3,895.83
MORIN, ROSAIRE L	52,700	153,300	10,000	196,000	2,794.96
MORIN, STEVEN	46,500	146,100	10,000	182,600	2,603.88
MORISSETTE, GERMAINE	40,100	128,300	10,000	158,400	2,258.78
MORISSETTE, LEO A	55,600	137,500	10,000	183,100	2,611.01
MORISSETTE, ROGER	54,200	130,400	10,000	174,600	2,489.80
MORRISON, MURDOCH K	44,000	152,400	10,000	186,400	2,658.06
MORRISON, MURDOCH K	62,900	78,700	0	141,600	2,019.22
MORRISON, THOMAS	45,800	163,400	10,000	199,200	2,840.59
MORRISSETTE, PHILIP R	100,900	189,400	0	290,300	4,139.68
MORSE, JANET B	3,600	0	0	3,600	51.34
MORSE, JANET B	55,900	21,900	0	77,800	1,109.43
MORSE, JANET B	45,500	88,800	0	134,300	1,915.12
MORTON, DIANE A	43,600	137,600	10,000	171,200	2,441.31
MORTON, JOHN	46,500	49,800	10,000	86,300	1,230.64
MOULTON, BRIAN	45,000	145,500	10,000	180,500	2,573.93
MOURADIAN, WILLIAM M	118,100	87,600	0	205,700	2,933.28
MOWER, DEAN	24,900	0	0	24,900	355.07
MOWER, DEAN	49,300	84,300	0	133,600	1,905.14
MOWER, DEAN MICHAEL	46,800	45,700	10,000	82,500	1,176.45
MOWER, KEVIN	40,100	74,900	10,000	105,000	1,497.30
MOWER, PHILIP	41,800	96,000	10,000	127,800	1,822.43
MOWER, PHILIP	33,500	0	0	33,500	477.71
MOWER, PHILIP A	16,500	0	0	16,500	235.29
MOWER, VERONICA	46,800	125,900	0	172,700	2,462.70
MOWRY, MICHAEL P	50,000	107,000	10,000	147,000	2,096.22
MULLEN, CHRISTIAN J	41,500	135,900	0	177,400	2,529.72
MURCH, ALBERT	48,200	111,200	10,000	149,400	2,130.44
MURCH, ALBERT	69,100	173,100	16,000	226,200	3,225.61
MURCH, ROBERT L	55,900	351,800	0	407,700	5,813.80
MURDOCK-DAY, KERRI A	47,300	145,800	10,000	183,100	2,611.01
MURPHY, ANN M	62,400	18,300	0	80,700	1,150.78
MURPHY, DEBRA A	64,200	30,500	0	94,700	1,350.42
MURPHY, ELEANOR	114,100	30,600	0	144,700	2,063.42
MURPHY, ELEANOR	4,300	0	0	4,300	61.32
MURPHY, JOHN L	92,200	32,900	0	125,100	1,783.93
MURPHY, PHILLIP G SR	47,400	108,600	0	156,000	2,224.56
MURPHY, STEVEN	67,700	225,600	0	293,300	4,182.46
MYER, DENNIS J	45,500	176,600	10,000	212,100	3,024.55
MYERS, JAN	800	0	0	800	11.41
MYRAND, DANIEL	3,800	0	0	3,800	54.19
MYRAND, DANIEL ET ALS	89,600	23,100	0	112,700	1,607.10
MYRAND, DANIEL ET ALS	6,100	0	0	6,100	86.99
MYRAND, DANIEL ET ALS	69,100	54,500	0	123,600	1,762.54
MYRAND, DANIEL ET ALS	73,700	2,000	0	75,700	1,079.48
NADEAU, ALAN	46,000	80,100	10,000	116,100	1,655.59
NADEAU, ALAN J	70,500	152,800	10,000	213,300	3,041.66
NADEAU, BRIAN	45,000	55,900	0	100,900	1,438.83
NADEAU, FRANCES MARIE	35,800	26,400	16,000	46,200	658.81
NADEAU, MELISSA S	45,000	97,900	0	142,900	2,037.75

Real Estate Valuation 2015

Owner	Land	Building	Exempt	Net Value	Tax Amount
NADEAU, PETER J	65,000	226,200	10,000	281,200	4,009.91
NADEAU, RAYMOND	53,300	79,800	10,000	123,100	1,755.41
NADEAU, RONALD	21,200	85,900	10,000	97,100	1,384.65
NADEAU, TRAVIS M	54,000	46,700	0	100,700	1,435.98
NAZAROFF, DONALD A II	33,600	88,400	10,000	112,000	1,597.12
NAZAROFF, GREGORY S	46,700	160,300	10,000	197,000	2,809.22
NEAL, JOHN H II	46,500	119,000	10,000	155,500	2,217.43
NEGLEY, LEE S	57,900	115,200	10,000	163,100	2,325.81
NELSON, HAROLD A	40,800	144,400	10,000	175,200	2,498.35
NELSON, LELAND JR TRUST	63,500	25,000	0	88,500	1,262.01
NESBITT, JAMES	39,800	0	0	39,800	567.55
NESBITT, JAMES O III	52,700	0	0	52,700	751.50
NESBITT, JAMES O III	84,100	0	0	84,100	1,199.27
NESBITT, JAMES O III	49,000	0	0	49,000	698.74
NEUBIS PROPERTIES INC	12,700	0	0	12,700	181.10
NEUBIS PROPERTIES INC	58,900	0	0	58,900	839.91
NEUBIS PROPERTIES INC	58,800	0	0	58,800	838.49
NEUBIS PROPERTIES INC	77,000	0	0	77,000	1,098.02
NEUBIS PROPERTIES INC	77,000	0	0	77,000	1,098.02
NEUBIS PROPERTIES INC	58,600	0	0	58,600	835.64
NEUTS, DONALD L	77,100	0	0	77,100	1,099.45
NEUTS, DONALD L	77,100	0	0	77,100	1,099.45
NEWTON, JEFFREY W JR	48,200	152,600	0	200,800	2,863.41
NICHOLS, TYSON D	46,600	32,500	0	79,100	1,127.97
NICKEL, SCOTT A	45,700	67,700	10,000	103,400	1,474.48
NICKERSON, DALE D	52,200	80,000	0	132,200	1,885.17
NICKERSON, ROLAND	34,900	105,900	10,000	130,800	1,865.21
NICKERSON, ROLAND J	33,600	0	0	33,600	479.14
NICKERSON, ROLAND J	25,400	0	0	25,400	362.20
NICKERSON, ROY	61,400	0	0	61,400	875.56
NICKERSON, ROY	73,000	0	0	73,000	1,040.98
NICKERSONS SEPTIC	37,100	0	0	37,100	529.05
NIELSEN, DAVID S	48,600	94,200	10,000	132,800	1,893.73
NIELSEN, HORACE	47,000	89,000	16,000	120,000	1,711.20
NIGRO, GEORGIA N	142,300	182,900	10,000	315,200	4,494.75
NOBILITY LLC	137,900	0	0	137,900	1,966.45
NOLIN, JAMES B	43,600	20,900	10,000	54,500	777.17
NOLIN, JAMES B	30,100	19,500	0	49,600	707.30
NOLIN, NONETTE K	56,900	103,700	0	160,600	2,290.16
NONIEWICZ, ANDREW J	46,600	167,500	10,000	204,100	2,910.47
NOONAN, CHARLES	88,700	99,700	10,000	178,400	2,543.98
NOONAN, DAVID	43,200	139,000	10,000	172,200	2,455.57
NORMAN, T DAVID	47,500	0	0	47,500	677.35
NORMAN, T DAVID	0	6,400	0	6,400	91.26
NORMAND, GEORGE A	104,700	142,500	10,000	237,200	3,382.47
NORTH, MELANIE	55,300	129,700	0	185,000	2,638.10
NORTHROP, TODD	46,500	74,700	0	121,200	1,728.31
NUTTER, ROGER	51,800	154,600	10,000	196,400	2,800.66
NYE, DEBRA S	60,000	173,300	10,000	223,300	3,184.26
OAKES, KENNETH	46,300	144,100	10,000	180,400	2,572.50
O'BRIEN, CARRIE C	49,900	152,300	0	202,200	2,883.37
O'BRIEN, JAMES	52,200	98,300	10,000	140,500	2,003.53
OLEARY, PAMELA	45,900	49,500	10,000	85,400	1,217.80
OLIVER, DONALD M	46,500	45,800	0	92,300	1,316.20
OLIVIER, HOLLI J	46,800	141,700	10,000	178,500	2,545.41

Real Estate Valuation 2015

Owner	Land	Building	Exempt	Net Value	Tax Amount
OUELLETTE, AMY A	52,100	301,800	10,000	343,900	4,904.01
OUELLETTE, CHARLES P	47,700	136,400	10,000	174,100	2,482.67
OUELLETTE, ERIK J	40,800	238,200	0	279,000	3,978.54
OUELLETTE, KRISTY L	52,200	22,400	0	74,600	1,063.80
OUELLETTE, LINDA L	44,700	92,100	10,000	126,800	1,808.17
OUELLETTE, NEAL A	47,100	209,000	10,000	246,100	3,509.39
OUELLETTE, PATRICK A JR	46,000	88,200	10,000	124,200	1,771.09
OUELLETTE, ROBERT C	56,500	142,500	10,000	189,000	2,695.14
OUELLETTE, ROBERT R	51,200	135,800	10,000	177,000	2,524.02
OUELLETTE, SHERYL A	56,300	155,000	0	211,300	3,013.14
OUELLETTE, WILLIAM JR	47,900	49,600	10,000	87,500	1,247.75
OUIMETTE, PAMELA	54,200	146,100	10,000	190,300	2,713.68
OUIMETTE, RAYMOND R	40,500	104,300	10,000	134,800	1,922.25
PAPE REALITY LLC	22,100	0	0	22,100	315.15
PAPE REALITY LLC	49,300	0	0	49,300	703.02
PAQUETTE, ERIC S	55,300	137,400	10,000	182,700	2,605.30
PAQUETTE, RAYMOND G	67,500	178,400	10,000	235,900	3,363.93
PARE, SCOTT	48,000	15,000	0	63,000	898.38
PARE, SCOTT G	44,600	105,900	10,000	140,500	2,003.53
PARENT, DONALD	81,200	123,700	0	204,900	2,921.87
PARENT, KAREN A	46,500	152,600	0	199,100	2,839.17
PARENT, KAREN A	55,500	122,000	10,000	167,500	2,388.55
PARENT, MICHAEL J	44,400	46,300	0	90,700	1,293.38
PARENT, PATRICK A	36,100	70,700	0	106,800	1,522.97
PARENT, VIRGINIA M	33,000	88,400	10,000	111,400	1,588.56
PARKER, BRYANNA	50,100	49,600	0	99,700	1,421.72
PARKER, ERIC	113,200	0	0	113,200	1,614.23
PARKER, ERIC	46,600	175,500	10,000	212,100	3,024.55
PARLIN, CAROL L	45,200	124,700	0	169,900	2,422.77
PARLIN, RICHARD D	54,900	120,700	10,000	165,600	2,361.46
PARMENTER, ERIC C	55,400	174,400	10,000	219,800	3,134.35
PARQUETTE, BONNIE	37,900	77,800	10,000	105,700	1,507.28
PARQUETTE, WILLIAM D JR	58,400	30,400	10,000	78,800	1,123.69
PARSHALL, KIMBERLY A	47,600	192,300	10,000	229,900	3,278.37
PASTORE, KATE	46,200	46,300	10,000	82,500	1,176.45
PATON, ALEXANDER C	61,500	0	0	61,500	876.99
PATRICK, NEIL	40,800	172,300	10,000	203,100	2,896.21
PATRICK, NEIL J	36,300	0	0	36,300	517.64
PEABODY, MERRILL R	54,200	28,700	10,000	72,900	1,039.55
PEARCE, THERESA	0	16,200	0	16,200	231.01
PEASLEE, GREGORY A	48,600	152,500	10,000	191,100	2,725.09
PELLETIER, ANDRE	66,600	123,500	10,000	180,100	2,568.23
PELLETIER, EDMOND	42,800	105,500	10,000	138,300	1,972.16
PELLETIER, JOHN R	56,300	111,100	10,000	157,400	2,244.52
PELLETIER, LORRAINE B	48,300	60,400	16,000	92,700	1,321.90
PELLETIER, LORRI A	42,600	168,900	10,000	201,500	2,873.39
PELTON, SALLY C	49,000	29,500	10,000	68,500	976.81
PENAN, DANIEL	91,000	184,300	0	275,300	3,925.78
PENLEY, BECKY J	46,500	142,200	10,000	178,700	2,548.26
PEPIN, RICKY J	51,200	138,400	10,000	179,600	2,561.10
PERKINS, PETER J	33,700	0	0	33,700	480.56
PERKINS, ROBERT	0	22,300	0	22,300	318.00
PERKINS, ROBERT E	72,700	32,000	0	104,700	1,493.02
PERKINS, ROBERT E	49,500	176,900	10,000	216,400	3,085.86
PERKINS, SCOTT J	47,200	31,700	0	78,900	1,125.11

Real Estate Valuation 2015

Owner	Land	Building	Exempt	Net Value	Tax Amount
PERREAULT, DAVID	47,700	117,100	10,000	154,800	2,207.45
PERREAULT, DONALD N	54,600	61,600	0	116,200	1,657.01
PERRINO, P J JR TRUSTEE	21,600	0	0	21,600	308.02
PERRON, DENIS R	54,700	159,700	10,000	204,400	2,914.74
PERRON, ROBERT M	45,100	0	0	45,100	643.13
PERRON, ROBERT M	49,000	154,300	10,000	193,300	2,756.46
PERRY, CHAD R	46,800	115,900	0	162,700	2,320.10
PERRY, DAVID M	59,400	121,700	10,000	171,100	2,439.89
PERRY, DAVID W	44,600	31,000	10,000	65,600	935.46
PERRY, JOSEPH	57,200	122,200	16,000	163,400	2,330.08
PERRY, STEPHEN	42,200	185,100	10,000	217,300	3,098.70
PETERS, NELSON R	54,000	52,700	0	106,700	1,521.54
PETERSON, ALDEN	88,000	0	6,000	82,000	1,169.32
PETERSON, ALDEN	11,600	800	0	12,400	176.82
PETERSON, ALDEN	16,300	0	0	16,300	232.44
PETERSON, ALDEN	36,700	0	0	36,700	523.34
PETERSON, ALDEN	47,700	0	0	47,700	680.20
PETERSON, MILDRED	41,500	1,000	0	42,500	606.05
PETERSON, MILDRED	54,900	141,100	10,000	186,000	2,652.36
PHELPS, PAULINE	157,100	29,100	10,000	176,200	2,512.61
PHILBRICK, FRED R	110,200	90,400	0	200,600	2,860.56
PHILBROOK, EVA R	45,000	112,600	10,000	147,600	2,104.78
PHILLIPS, NICOLE C	41,200	43,300	0	84,500	1,204.97
PHINNEY, QUENTIN	49,300	303,700	10,000	343,000	4,891.18
PIERRE, SARAH H	40,800	103,800	0	144,600	2,062.00
PINARD, RONALD	40,800	196,900	10,000	227,700	3,247.00
PINETTE, BRUCE Z &	40,500	189,600	10,000	220,100	3,138.63
PINOSKI, DANIEL M	46,700	39,700	0	86,400	1,232.06
PLOURDE, GERTRUDE L	55,800	116,900	16,000	156,700	2,234.54
PLUMMER, K; PLUMMER, E;	17,300	0	0	17,300	246.70
POIRIER, BERTRAND	53,600	132,200	10,000	175,800	2,506.91
POIRIER, SCOTT R.	45,000	159,800	0	204,800	2,920.45
POLAND, DANIEL L	51,100	162,700	10,000	203,800	2,906.19
POLAND, VICKI S	89,600	0	0	89,600	1,277.70
POLQUIN, RICHARD	0	23,100	10,000	13,100	186.81
POLLARD, KIMBERLY S	48,600	83,800	0	132,400	1,888.02
POLLEY, ALTON J JR	46,400	63,200	10,000	99,600	1,420.30
POMERLEAU, DONALD	46,800	148,600	10,000	185,400	2,643.80
POMERLEAU, LAWRENCE	40,600	83,100	16,000	107,700	1,535.80
POOLE, CHRISTOPHER	57,200	163,200	0	220,400	3,142.90
PORTER, JULIE K	46,800	111,700	10,000	148,500	2,117.61
POTO, MICHAEL	30,400	0	0	30,400	433.50
POTO, MICHAEL A	47,300	216,600	10,000	253,900	3,620.61
POTTLE, CARLA	49,700	29,300	0	79,000	1,126.54
POTVIN, MARK	0	26,300	0	26,300	375.04
POULIN, DAWN M	40,600	13,100	0	53,700	765.76
POULIN, DONALD E JR	40,600	128,500	10,000	159,100	2,268.77
POULIN, NORMAN C	50,000	173,800	0	223,800	3,191.39
POULIN, RACHEAL A	45,900	95,200	0	141,100	2,012.09
POULIN, RENALD	40,400	109,600	10,000	140,000	1,996.40
POULIN, ROBERT	48,000	290,500	10,000	328,500	4,684.41
POULIN, RODNEY R	50,900	66,400	0	117,300	1,672.70
POUZOL, DANIEL J	49,600	86,500	10,000	126,100	1,798.19
POWELL, PHYLLIS	52,100	150,100	0	202,200	2,883.37
POWELL, WILLIAM	46,100	188,900	10,000	225,000	3,208.50

Real Estate Valuation 2015

Owner	Land	Building	Exempt	Net Value	Tax Amount
PRATT, JEREMY I	50,400	115,500	0	165,900	2,365.73
PRATT, MELISSA A	75,000	164,000	10,000	229,000	3,265.54
PRATT, WALLACE M	41,400	135,000	10,000	166,400	2,372.86
PRAY, JAMES	56,500	86,300	10,000	132,800	1,893.73
PREO, CONSTANCE M	45,700	121,700	10,000	157,400	2,244.52
PREVITE, JAMES	70,900	34,500	0	105,400	1,503.00
PRINCE, AUDRIE N	38,200	129,400	0	167,600	2,389.98
PROCTOR, JOSEPH A	47,300	175,700	10,000	213,000	3,037.38
PROCTOR, LLOYD	113,900	168,900	10,000	272,800	3,890.13
PROCTOR, RICHARD A	46,300	130,500	16,000	160,800	2,293.01
PROSSER, JEFFREY M	45,000	83,200	0	128,200	1,828.13
PROVOST, DAMIAN M	0	46,900	0	46,900	668.79
PROVOST, JEAN M	27,500	164,200	10,000	181,700	2,591.04
PUGH, CHRISTOPHER A	107,000	74,900	10,000	171,900	2,451.29
PURINGTON, SONYA	73,700	37,900	0	111,600	1,591.42
PURINTON, GARY	0	60,600	10,000	50,600	721.56
QUINN, JEFFREY T	26,300	0	0	26,300	375.04
RAC, JOHN	50,400	226,900	10,000	267,300	3,811.70
RACINE, FERNAND A	45,000	82,300	0	127,300	1,815.30
RACINE, MICHAEL F	45,800	102,300	10,000	138,100	1,969.31
RAK LLC	51,500	9,700	0	61,200	872.71
RAMSAY-FOURNIER,	58,100	104,300	0	162,400	2,315.82
RAND, PETER J	45,000	68,900	10,000	103,900	1,481.61
RANDALL, JOLENE M B	43,100	145,900	10,000	179,000	2,552.54
RANDALL, JOLENE M B	136,400	22,300	0	158,700	2,263.06
RANDALL, JOLENE M B	78,800	55,900	0	134,700	1,920.82
RANDALL, ROBERT	92,000	13,600	0	105,600	1,505.86
RANDOLPH, ARTHUR JOHN	25,800	113,200	10,000	129,000	1,839.54
RANDOLPH, MICHAEL	135,500	51,900	0	187,400	2,672.32
RANDOLPH, MICHAEL A	55,200	135,600	10,000	180,800	2,578.21
RANDOLPH, RICHARD	60,400	178,400	10,000	228,800	3,262.69
RANDOLPH, RICHARD	128,700	51,700	0	180,400	2,572.50
RANDOLPH, RICHARD L	39,800	0	0	39,800	567.55
RANDOLPH, RICHARD L &	24,900	0	0	24,900	355.07
RAY CORPERATION	34,000	9,300	0	43,300	617.46
RAY CORPORATION	48,500	94,000	0	142,500	2,032.05
RAY, BERNICE A	42,700	33,000	0	75,700	1,079.48
RAY, BERNICE A	47,700	201,000	0	248,700	3,546.46
RAY, BERTRAND	45,000	169,100	10,000	204,100	2,910.47
RAY, BERTRAND R	64,900	0	0	64,900	925.47
RAY, JESSIE	54,400	104,800	0	159,200	2,270.19
RAY, JUSTIN	83,600	0	0	83,600	1,192.14
RAY, MICHAEL	52,600	66,300	10,000	108,900	1,552.91
RAY, RANDALL	3,100	0	0	3,100	44.21
RAY, RANDALL	6,200	0	0	6,200	88.41
RAY, RANDALL V	59,500	190,600	10,000	240,100	3,423.83
RAY, ROLAND	43,400	103,000	10,000	136,400	1,945.06
RAY, SHARON	41,500	117,100	10,000	148,600	2,119.04
RAY, TAMMY L	49,100	59,300	0	108,400	1,545.78
RAY, THERESA	44,900	65,800	10,000	100,700	1,435.98
RAYMOND, JANE	45,700	120,400	10,000	156,100	2,225.99
RAYMOND, ROBERT	42,200	116,900	0	159,100	2,268.77
RAYMOND, ROBERT W	102,900	141,800	10,000	234,700	3,346.82
REED, BRUCE J	50,000	81,500	10,000	121,500	1,732.59
REED, CLINTON	45,600	0	0	45,600	650.26

Real Estate Valuation 2015

Owner	Land	Building	Exempt	Net Value	Tax Amount
REED, STANLEY W	43,200	0	0	43,200	616.03
REICHARD, JASON P	45,500	96,500	0	142,000	2,024.92
REICHEL, BRENDA K	45,500	52,000	10,000	87,500	1,247.75
REMINGTON, BRANT D	48,600	148,200	0	196,800	2,806.37
RENY, ANTHONY R	43,800	104,700	10,000	138,500	1,975.01
RICHARD, ARTHUR	45,000	72,100	10,000	107,100	1,527.25
RICHARDS, RYAN R	62,900	159,900	0	222,800	3,177.13
RICHARDSON, THOMAS JR	49,500	122,000	10,000	161,500	2,302.99
RIDEOUT, MILDRED F	41,800	71,100	10,000	102,900	1,467.35
RIDLEY, EUGENE K &	53,600	131,800	10,000	175,400	2,501.20
RIFKIN, DR MICHAEL	600	0	0	600	8.56
RIFKIN, DR MICHAEL	57,300	172,900	10,000	220,200	3,140.05
RINES, CLEVELAND	59,800	136,400	10,000	186,200	2,655.21
RINES, DIANE B	30,300	8,100	0	38,400	547.58
RINES, DIANE B	700	0	0	700	9.98
RINES, JELINA M	46,600	103,100	0	149,700	2,134.72
RINES, ROGER E	43,000	114,500	10,000	147,500	2,103.35
RIOUX, DAVID B	46,300	106,000	10,000	142,300	2,029.20
RIOUX, DEBRA J	39,500	98,900	10,000	128,400	1,830.98
RIOUX, DEBRA J	26,200	0	0	26,200	373.61
RIOUX, LEON O	84,300	108,500	0	192,800	2,749.33
RIOUX, TAMMY A	36,000	145,800	0	181,800	2,592.47
ROAN, DAVID T	41,500	60,500	10,000	92,000	1,311.92
ROBARGE, DIANE M	50,400	131,200	10,000	171,600	2,447.02
ROBERGE, JAMES A	46,500	253,300	10,000	289,800	4,132.55
ROBERT, MARCEL J P	59,500	260,500	6,000	314,000	4,477.64
ROBERT, MARK R	51,800	161,100	10,000	202,900	2,893.35
ROBERT, MARY L	50,400	190,500	10,000	230,900	3,292.63
ROBERT, SCOTT	105,500	165,100	0	270,600	3,858.76
ROBERT, SCOTT	50,400	227,200	10,000	267,600	3,815.98
ROBERTS PROPERTIES LLC	44,600	11,200	0	55,800	795.71
ROBERTS PROPERTIES LLC	42,900	45,000	0	87,900	1,253.45
ROBERTSON, DENNIS J	50,200	117,200	0	167,400	2,387.12
ROBERTSON, JUDITH J	90,900	68,300	0	159,200	2,270.19
ROBICHAUD, DEBRA K	46,400	53,100	10,000	89,500	1,276.27
ROBICHAUD, MAURICE J	35,100	89,100	10,000	114,200	1,628.49
ROBICHAUD, PATRICIA R	40,500	35,500	10,000	66,000	941.16
ROBITAILLE, JESSE	65,100	238,900	10,000	294,000	4,192.44
ROBITAILLE, JOHN E	71,500	212,100	10,000	273,600	3,901.54
ROBITAILLE, MARC R	38,000	137,000	10,000	165,000	2,352.90
ROBODI LLC	143,500	111,100	0	254,600	3,630.60
RODERICK, SUSAN F	48,700	25,600	10,000	64,300	916.92
ROLSTON, ROBERT G	32,200	0	0	32,200	459.17
ROMAN CATHOLIC BISHOP	82,800	0	0	82,800	1,180.73
ROSE, DENNIS S	37,900	134,600	10,000	162,500	2,317.25
ROSE, DONALD	50,600	1,500	0	52,100	742.95
ROSE, DONALD	254,700	147,500	10,000	392,200	5,592.77
ROSE, DONALD	61,100	138,400	0	199,500	2,844.87
ROSE, DONALD	42,000	6,100	0	48,100	685.91
ROSE, DONNA A	50,600	51,500	0	102,100	1,455.95
ROSE, EDWARD	46,300	77,200	0	123,500	1,761.11
ROSE, KEVIN & JENNY	158,800	32,200	0	191,000	2,723.66
ROSE, PATRICIA	46,200	109,500	16,000	139,700	1,992.12
ROSE, PATRICIA	69,400	0	0	69,400	989.64
ROSE, PATRICIA	32,400	0	0	32,400	462.02

Real Estate Valuation 2015

Owner	Land	Building	Exempt	Net Value	Tax Amount
ROSS, MITCHELL K	108,800	312,100	0	420,900	6,002.03
ROSSIGNOL, DAVID J	29,600	0	0	29,600	422.10
ROSSIGNOL, ROGER H	44,600	103,200	0	147,800	2,107.63
ROUSSEAU, JOHN	0	21,300	16,000	5,300	75.58
ROUSSEAU, JOSEPH	39,000	93,300	10,000	122,300	1,744.00
ROUSSEAU, NORMAND	117,800	109,300	0	227,100	3,238.45
ROUSSEAU, RICHARD R	153,500	103,200	10,000	246,700	3,517.94
ROUX, RAYMOND	36,200	106,000	10,000	132,200	1,885.17
ROUX, STEVEN D	41,800	102,900	10,000	134,700	1,920.82
ROWE, CATHERINE	42,400	180,100	0	222,500	3,172.85
ROWE, DOROTHY M	25,500	0	0	25,500	363.63
ROY, DAVID J	48,200	199,800	10,000	238,000	3,393.88
ROY, DAVID W	49,700	127,300	10,000	167,000	2,381.42
ROY, KENNETH E	45,100	141,200	0	186,300	2,656.64
ROY, LOUISE L	125,000	39,700	0	164,700	2,348.62
ROY, NICHOLAS D	39,900	87,200	0	127,100	1,812.45
ROY, PATRICIA M	48,100	227,900	10,000	266,000	3,793.16
ROY, RICHARD H	7,900	0	0	7,900	112.65
ROY, ROBERT R	47,600	127,700	0	175,300	2,499.78
ROY, SUSAN L	42,300	131,300	10,000	163,600	2,332.94
ROY, TIMOTHY A	52,700	35,700	10,000	78,400	1,117.98
ROYER, STEVEN R	61,500	291,600	10,000	343,100	4,892.61
RUMAN, STEPHEN G	45,500	98,400	10,000	133,900	1,909.41
RUSSELL EDWIN L JR	0	18,000	10,000	8,000	114.08
RUSSELL, FILOMENA	45,600	0	0	45,600	650.26
RUSSELL, FILOMENA R	64,700	26,900	0	91,600	1,306.22
RYAN, DONALD	37,600	25,700	0	63,300	902.66
RYAN, DONALD J	49,000	62,200	10,000	101,200	1,443.11
RYAN, IRENE	48,800	63,700	10,000	102,500	1,461.65
RYBECK, CHARLES	47,000	130,400	10,000	167,400	2,387.12
RYDER, ELLEN E	46,800	61,900	10,000	98,700	1,407.46
SABINE, CLAIRE M	46,000	113,300	10,000	149,300	2,129.02
SAINDON, PAULINE M	99,500	0	0	99,500	1,418.87
SALISBURY, GEORGE	0	11,500	0	11,500	163.99
SAMAY, PAMELA	43,300	500	0	43,800	624.59
SAMES, RUFUS G	44,300	157,300	10,000	191,600	2,732.22
SANBORN & HAMMOND	359,100	3,800	0	362,900	5,174.95
SANBORN & HAMMOND	1,500	0	0	1,500	21.39
SANBORN & HAMMOND	44,300	0	0	44,300	631.72
SANFORD, BRUCE W	40,400	0	0	40,400	576.10
SANFORD, BRUCE W	51,400	139,300	10,000	180,700	2,576.78
SANFORD, BRUCE W	46,900	166,000	0	212,900	3,035.95
SANFORD, SHAWN G	45,300	130,500	0	175,800	2,506.91
SANFORD, SHAWN G	49,200	0	0	49,200	701.59
SANFORD, SHAWN G	47,800	192,100	0	239,900	3,420.97
SANFORD, SHAWN G	73,400	0	0	73,400	1,046.68
SANFORD, SHAWN G	30,700	0	0	30,700	437.78
SANTOMANGO, DEAN	79,100	226,600	10,000	295,700	4,216.68
SARGENT, JOHN	52,800	146,300	10,000	189,100	2,696.57
SARGENT, JOHN L	42,700	84,300	0	127,000	1,811.02
SARGENT, MATTHEW	48,500	45,300	0	93,800	1,337.59
SARRAZIN, JEANNETTE	50,500	50,500	0	101,000	1,440.26
SARRAZIN, JEANNETTE	5,600	0	0	5,600	79.86
SAUCIER, DONALD	41,000	60,900	10,000	91,900	1,310.49
SAUCIER, RICHARD	39,200	75,100	10,000	104,300	1,487.32

Real Estate Valuation 2015

Owner	Land	Building	Exempt	Net Value	Tax Amount
SAUNDERS ROAD	65,100	0	0	65,100	928.33
SAUNDERS ROAD	32,800	0	0	32,800	467.73
SAUNDERS, RICK A	29,500	30,300	0	59,800	852.75
SAVAGE, EDITH P	39,200	78,700	16,000	101,900	1,453.09
SAVAGE, MADEENA S &	41,300	113,600	0	154,900	2,208.87
SAVAGE, SHAWN S	62,200	111,100	0	173,300	2,471.26
SAWYER, BRIAN	48,500	109,000	10,000	147,500	2,103.35
SAWYER, RALPH J	40,900	0	0	40,900	583.23
SCHALL, KATHY	60,800	42,600	0	103,400	1,474.48
SCHANDELMEIER, ERIC G	93,400	259,500	10,000	342,900	4,889.75
SCHILLING, LYNN M	121,900	22,300	0	144,200	2,056.29
SCHLOBOHM, MATTHEW J	61,800	156,100	10,000	207,900	2,964.65
SCHNOPP, ROBERT L III	36,200	70,800	0	107,000	1,525.82
SCHOMAKER, JACQUELINE A	42,300	309,200	10,000	341,500	4,869.79
SCHOTT, GEORGE	105,500	0	0	105,500	1,504.43
SCHOTT, GEORGE	6,500	0	0	6,500	92.69
SCHOTT, GEORGE P	138,000	1,496,100	0	1,634,100	23,302.27
SCHOTT, GEORGE P	500	0	0	500	7.13
SCHOTT, GEORGE P	80,800	56,400	0	137,200	1,956.47
SCHOTT, GEORGE P	91,600	296,100	0	387,700	5,528.60
SCHOTT, GEORGE P	311,100	545,600	10,000	846,700	12,073.94
SCHOTT, GEORGE P	42,500	148,200	0	190,700	2,719.38
SCHOTT, GEORGE P	85,900	0	0	85,900	1,224.93
SCHOTT, GEORGE P	42,200	76,300	0	118,500	1,689.81
SCHOTT, GEORGE P	57,500	15,600	0	73,100	1,042.41
SCHOTT, GEORGE P	116,500	39,900	0	156,400	2,230.26
SCHOTT, GEORGE P	47,700	0	0	47,700	680.20
SCHOTT, GEORGE P	25,000	0	0	25,000	356.50
SCHOTT, JOHN	18,600	0	0	18,600	265.24
SCHOTT, JOHN	99,000	228,900	10,000	317,900	4,533.25
SCHOTT, JOHN F	322,700	120,600	0	443,300	6,321.46
SCHOTT, JOHN F	7,400	0	0	7,400	105.52
SCHOTT, KARIN A	28,600	0	0	28,600	407.84
SCHOTT, PATRICIA	48,400	0	0	48,400	690.18
SCHULZE, MARTIN D &	116,400	57,900	0	174,300	2,485.52
SCHWARZ, JANET M	45,500	40,100	10,000	75,600	1,078.06
SCRIBNER, LIZA L	46,000	31,400	0	77,400	1,103.72
SEALY, THOMAS P JR	54,500	125,200	0	179,700	2,562.52
SEELEY, GREGORY A	52,600	232,400	10,000	275,000	3,921.50
SENSENING, RENE D	48,400	140,800	10,000	179,200	2,555.39
SHARPE, KENNETH	79,800	59,000	0	138,800	1,979.29
SHAW, BARBARA B	60,000	99,200	10,000	149,200	2,127.59
SHERMAN, ROBERT S	52,700	145,100	0	197,800	2,820.63
SHORT, WILLIAM	50,100	31,400	0	81,500	1,162.19
SHOSTAK, ANTHONY J	44,000	89,500	10,000	123,500	1,761.11
SHOSTAK, STANLEY M	51,500	100,000	16,000	135,500	1,932.23
SHOVILIN, III, JOSEPH F	33,700	0	0	33,700	480.56
SIGNER, ANTHONY B	45,500	129,400	0	174,900	2,494.07
SILBERMAN, ADAM J	40,600	88,600	10,000	119,200	1,699.79
SILVA, DONALD	62,400	23,000	0	85,400	1,217.80
SILVIUS, DENISE J	51,500	38,400	10,000	79,900	1,139.37
SIMARD, JUNE P	51,500	118,300	10,000	159,800	2,278.75
SIMMONS, WILLARD H	51,000	220,700	16,000	255,700	3,646.28
SIMMONS, WILLARD H	115,100	33,900	0	149,000	2,124.74
SIMOND, MARK A	116,600	114,500	0	231,100	3,295.49

Real Estate Valuation 2015

Owner	Land	Building	Exempt	Net Value	Tax Amount
SIMONES, JAMES G	46,500	200,600	10,000	237,100	3,381.05
SIMONES, LINDA D M	31,500	0	0	31,500	449.19
SIMONSON, JOHN R	39,000	149,200	10,000	178,200	2,541.13
SIMPSON, JODY LEIGH	53,500	252,600	10,000	296,100	4,222.39
SIROIS, CHRISTOPHER	186,300	258,400	10,000	434,700	6,198.82
SIROIS, GERARD III	54,600	103,800	0	158,400	2,258.78
SIROIS, MARIA S	33,300	77,300	10,000	100,600	1,434.56
SIROIS, MARTHA I	50,900	85,200	10,000	126,100	1,798.19
SIROIS, PAMELA LYNN	46,500	212,600	10,000	249,100	3,552.17
SIROIS, PAUL A	70,000	162,600	0	232,600	3,316.88
SIROIS, THOMAS	47,100	142,000	10,000	179,100	2,553.97
SKAGGS, SUE A	39,700	127,500	0	167,200	2,384.27
SMALL, SAMUEL	48,000	0	0	48,000	684.48
SMILEY, DONNA RICHARDS	100,100	31,200	10,000	121,300	1,729.74
SMILEY, DONNA RICHARDS	44,300	48,300	0	92,600	1,320.48
SMIRLES, DAVID C	55,900	119,100	0	175,000	2,495.50
SMITH, BARBARA J	74,800	157,200	10,000	222,000	3,165.72
SMITH, BARBARA J	25,500	0	0	25,500	363.63
SMITH, BRIAN	46,800	47,200	0	94,000	1,340.44
SMITH, CHRISTOPHER L	163,100	110,700	10,000	263,800	3,761.79
SMITH, CHRISTOPHER L	64,200	0	0	64,200	915.49
SMITH, DAVID B	113,000	73,800	0	186,800	2,663.77
SMITH, ERIC	72,900	47,400	0	120,300	1,715.48
SMITH, ERIC J	46,600	208,500	10,000	245,100	3,495.13
SMITH, ERIC J	58,000	99,400	0	157,400	2,244.52
SMITH, GLADYS C	33,600	0	0	33,600	479.14
SMITH, JERRY L	46,800	62,100	0	108,900	1,552.91
SMITH, KENNETH	56,600	137,300	10,000	183,900	2,622.41
SMITH, KENNETH I	5,900	0	0	5,900	84.13
SMITH, KENNETH I JR	57,700	155,300	10,000	203,000	2,894.78
SMITH, LAURIE E	46,800	146,700	10,000	183,500	2,616.71
SMITH, MICHAEL	48,000	90,200	16,000	122,200	1,742.57
SMITH, MICHAEL E	44,600	142,500	10,000	177,100	2,525.45
SMITH, RONALD RICHARD	45,700	19,700	10,000	55,400	790.00
SMITH, RONALD S	56,700	144,900	10,000	191,600	2,732.22
SMITH, RUFUS H TRUSTEE	42,800	29,500	0	72,300	1,031.00
SMITH, SALLY A	90,900	62,700	0	153,600	2,190.34
SMITH, SUSAN Y	15,100	0	0	15,100	215.33
SMITH, SUSAN Y	57,200	283,900	10,000	331,100	4,721.49
SMITH, TAMMY L	40,400	32,800	0	73,200	1,043.83
SMITH, TOMAS J	1,400	0	0	1,400	19.96
SMITH, WARREN J	38,400	51,300	0	89,700	1,279.12
SMITH, WILLIAM A	36,900	331,800	0	368,700	5,257.66
SMITH-DOYON RHONDA	46,800	111,300	10,000	148,100	2,111.91
SMUTNY, ROBERT T	47,000	129,200	10,000	166,200	2,370.01
SNYDER, PAMELA E	43,800	121,200	10,000	155,000	2,210.30
SOLARI, ANDREW L	39,000	39,600	0	78,600	1,120.84
SONAGERE, KENNETH A	245,500	37,200	0	282,700	4,031.30
SOUCY, JOHN A	52,900	135,400	10,000	178,300	2,542.56
SOUZA, VIRGINIA ESTATE	84,200	70,600	16,000	138,800	1,979.29
SPAULDING, KEVIN P	33,000	90,500	0	123,500	1,761.11
SPEAR, RODNEY W	47,000	69,900	10,000	106,900	1,524.39
SPENCER, JAMES	50,600	104,700	0	155,300	2,214.58
SPENCER, STEVEN L	54,500	152,900	10,000	197,400	2,814.92
SPRAGUE, MICHAEL C	45,200	166,100	0	211,300	3,013.14

Real Estate Valuation 2015

Owner	Land	Building	Exempt	Net Value	Tax Amount
SPRINGER, JOHN J	45,900	132,400	0	178,300	2,542.56
SPRINGER, JOHN W	45,800	145,100	16,000	174,900	2,494.07
ST AMOURE, ALLEN	0	12,600	0	12,600	179.68
ST ANDRE, DAVID E	51,800	144,700	10,000	186,500	2,659.49
ST FRANCIS MISSION	0	50,800	0	50,800	724.41
ST GERMAIN, GERARD	40,100	160,300	10,000	190,400	2,715.10
ST GERMAIN, WAYNE DAVID	55,300	87,700	0	143,000	2,039.18
ST HILAIRE, PAUL	55,100	82,700	10,000	127,800	1,822.43
ST HILAIRE, PAUL B	46,000	63,800	10,000	99,800	1,423.15
ST LAURENT, RAYMOND	26,800	6,500	0	33,300	474.86
ST LAURENT, THOMAS	40,900	161,100	10,000	192,000	2,737.92
ST ONGE, DANIEL R	49,000	134,300	10,000	173,300	2,471.26
ST PIERRE, ANDRE J	113,600	48,400	0	162,000	2,310.12
ST PIERRE, CAROLE L	42,600	144,500	10,000	177,100	2,525.45
ST PIERRE, ROGER	42,500	97,600	16,000	124,100	1,769.67
ST PIERRE, WILLIAM P	55,100	116,400	10,000	161,500	2,302.99
ST. LAURENT, RAYMOND	67,900	260,000	0	327,900	4,675.85
STASULIS, ALLEN	47,700	146,500	16,000	178,200	2,541.13
STE MARIE, DAVID	33,600	0	0	33,600	479.14
STEARNS, SHANNON S	69,800	209,600	10,000	269,400	3,841.64
STEVENS, HOWARD B	26,200	67,200	10,000	83,400	1,189.28
STEVENS, KENNETH L	43,700	100,900	0	144,600	2,062.00
STEVENS, LAWRENCE	47,700	111,400	10,000	149,100	2,126.17
STEVENS, ROBERT A	47,200	130,800	10,000	168,000	2,395.68
STEVENS, TODD E	41,000	110,300	0	151,300	2,157.54
STEVENS, WALTER A	42,800	50,000	10,000	82,800	1,180.73
STEWART, CLINTON	47,000	113,000	10,000	150,000	2,139.00
STEWART, GLENN P	91,500	66,600	0	158,100	2,254.51
STEWART, JAMES	63,100	0	0	63,100	899.81
STEWART, LINDON H	9,000	0	0	9,000	128.34
STEWART, PAUL R	45,000	67,800	10,000	102,800	1,465.93
STEWART, RUSSELL H	52,700	184,500	10,000	227,200	3,239.87
STILLSON, CURTIS	37,900	96,900	10,000	124,800	1,779.65
STILPHEN, VICKI	40,700	23,300	10,000	54,000	770.04
STILWELL, JOSEPH G	48,900	168,600	0	217,500	3,101.55
STOCKWELL, ROGER	47,700	40,100	10,000	77,800	1,109.43
STONE, JANICE L	65,000	78,300	0	143,300	2,043.46
STONE, RICHARD D	46,800	109,400	0	156,200	2,227.41
STOWE, MARK	38,800	91,100	10,000	119,900	1,709.77
STROUT, RUSSELL L	24,500	70,700	0	95,200	1,357.55
STROUT, SCOTT	47,000	135,900	0	182,900	2,608.15
STROUT, WENDELL A JR	63,500	121,100	10,000	174,600	2,489.80
STROUT, WENDELL ESTATE	50,700	7,500	0	58,200	829.93
STURTEVANT, FREDERICK	91,200	50,700	0	141,900	2,023.49
STYVERSON, SCOTT A	76,000	37,500	0	113,500	1,618.51
SUERETH, ERIC T	41,900	16,100	0	58,000	827.08
SULLIVAN, MARK J	45,900	72,800	0	118,700	1,692.66
SUNCO INVESTMENTS LLC	75,400	0	0	75,400	1,075.20
SUNNE, LLC	41,700	62,100	0	103,800	1,480.19
SWANSON, RICHARD	900	0	0	900	12.83
SWINDLER, DEAN V	73,800	30,200	0	104,000	1,483.04
SYLVESTER, MICHAEL	41,100	213,900	10,000	245,000	3,493.70
SYLVIA, KATHIE	42,800	125,500	10,000	158,300	2,257.36
SZABO, VICTOR	121,900	53,800	10,000	165,700	2,362.88
TABOR, DARLENE	40,800	100,100	10,000	130,900	1,866.63

Real Estate Valuation 2015

Owner	Land	Building	Exempt	Net Value	Tax Amount
TABOR, DARLENE A	25,800	0	0	25,800	367.91
TABOR, KATELIN I	42,200	92,500	0	134,700	1,920.82
TAMMARO, LOUISE M	44,600	0	0	44,600	636.00
TANCREL, NORMAND A	38,400	129,200	10,000	157,600	2,247.38
TANTILLO, PAULA	34,800	0	0	34,800	496.25
TANTILLO, STEVEN W	53,800	154,100	10,000	197,900	2,822.05
TAPLEY, BETTY S	49,700	228,300	0	278,000	3,964.28
TARDIE, CHARLES	40,500	133,700	10,000	164,200	2,341.49
TARDIF, DUANE R	48,800	129,800	10,000	168,600	2,404.24
TAYLOR, EDWARD N	50,500	108,300	16,000	142,800	2,036.33
TAYLOR, KEVIN S	49,300	123,500	10,000	162,800	2,321.53
TAYLOR, MARGARET E	44,400	83,400	0	127,800	1,822.43
TEACUTTER, DANNY L	47,500	102,000	0	149,500	2,131.87
TEACUTTER, DONALD	40,700	159,400	10,000	190,100	2,710.83
TECHNICAL SALES &	66,300	452,700	0	519,000	7,400.94
TENNYSON, CLAIRE	45,200	117,000	10,000	152,200	2,170.37
TERENZONI, THEODORE	45,200	80,800	16,000	110,000	1,568.60
TESTANI, KEITH B	30,000	76,900	0	106,900	1,524.39
THE OUELLETTE WEST	112,800	49,000	0	161,800	2,307.27
THE RAY T GAGNE	70,100	500	0	70,600	1,006.76
THE RAY T GAGNE	173,500	218,600	16,000	376,100	5,363.19
THE WHITE CO FKA H E	138,400	0	0	138,400	1,973.58
THEBERGE, PETER H	41,900	155,200	10,000	187,100	2,668.05
THERIAULT, BRENDA J	45,300	118,300	10,000	153,600	2,190.34
THERIAULT, BRUCE J	55,000	169,400	0	224,400	3,199.94
THERIAULT, DARCIE M	45,100	92,600	0	137,700	1,963.60
THERIAULT, GAETAN A	36,000	7,700	0	43,700	623.16
THERIAULT, GAETAN A	3,300	0	0	3,300	47.06
THERIAULT, LORETTE M	46,500	25,800	0	72,300	1,031.00
THERIAULT, ROGER A	56,700	222,900	10,000	269,600	3,844.50
THERIAULT, RONALD O	43,800	166,500	16,000	194,300	2,770.72
THERIAULT, RYAN	47,900	150,300	0	198,200	2,826.33
THERIAULT, MARC A	42,000	220,600	10,000	252,600	3,602.08
TERRIEN, TYSON	46,900	145,400	0	192,300	2,742.20
THIBAUT, RODNEY D	46,700	159,600	10,000	196,300	2,799.24
THIBODEAU, JEFFREY A	47,500	109,800	10,000	147,300	2,100.50
THIBODEAU, RICHARD J	46,500	34,800	10,000	71,300	1,016.74
THIBODEAU, RICHARD P	55,200	60,500	0	115,700	1,649.88
THIBODEAU, RICHARD P JR	45,000	114,500	10,000	149,500	2,131.87
THIBODEAU, RICHARD R JR	58,900	0	0	58,900	839.91
THIBODEAU, TROY A	50,400	105,900	0	156,300	2,228.84
THOMAS, WAYNE L	45,400	122,200	10,000	157,600	2,247.38
THOMPSON, ANDREW	35,400	147,000	0	182,400	2,601.02
THOMPSON, MICHAEL G	36,700	16,600	0	53,300	760.06
THOMPSON, PAULINE	54,200	23,300	0	77,500	1,105.15
THURLOW, JEFFREY S	47,700	76,000	0	123,700	1,763.96
TIBBETTS, KAREN S	49,000	95,700	0	144,700	2,063.42
TIDSWELL, CORY E	56,600	129,700	10,000	176,300	2,514.04
TIGHE, MARY	103,700	126,800	0	230,500	3,286.93
TIMPANY, DONALD M	50,400	205,400	10,000	245,800	3,505.11
TINER, ROBERT	55,100	126,900	0	182,000	2,595.32
TOOTHAKER, JOSHUA	42,300	120,900	0	163,200	2,327.23
TOWNSEND LIVING TRUST	48,200	106,100	10,000	144,300	2,057.72
TRAVERS, SANDRA	0	8,200	8,200	0	0.00
TREPANIER, TARA S	48,200	126,000	0	174,200	2,484.09

Real Estate Valuation 2015

Owner	Land	Building	Exempt	Net Value	Tax Amount
TRIPLE A COATINGS INC	47,500	116,600	0	164,100	2,340.07
TRIPP, PETER M	42,300	127,000	10,000	159,300	2,271.62
TRUE, ANNE M	37,700	71,700	0	109,400	1,560.04
TRUE, PRISCILLA	38,000	120,700	10,000	148,700	2,120.46
TRYTEK, JAMES T	40,600	281,100	0	321,700	4,587.44
TUCK, BRADFORD	16,200	0	0	16,200	231.01
TUCK, BRADFORD	73,600	222,200	0	295,800	4,218.11
TUCK, BRADFORD	32,900	0	0	32,900	469.15
TUFTS, BRUCE A	49,100	111,800	10,000	150,900	2,151.83
TURCOTTE, CRAIG M	51,800	124,800	0	176,600	2,518.32
TURCOTTE, GEORGETTE,	121,100	63,200	16,000	168,300	2,399.96
TURCOTTE, LAURIER T	42,800	85,800	10,000	118,600	1,691.24
TURCOTTE, LAWRENCE	45,400	80,300	10,000	115,700	1,649.88
TURCOTTE, MICHAEL S	40,800	121,100	10,000	151,900	2,166.09
TURCOTTE, MICHAEL SR	40,300	38,900	10,000	69,200	986.79
TURGEON, RANDALL P	34,000	75,100	0	109,100	1,555.77
TURNER APARTMENTS LLC	45,900	2,600	0	48,500	691.61
TURNER, JON D	45,000	97,200	10,000	132,200	1,885.17
TUTLIS, BRIAN G	48,800	132,600	10,000	171,400	2,444.16
TWIDWELL, KAREN E	44,200	30,100	0	74,300	1,059.52
UPTOPIAN UNDERDOGS LLC	59,000	64,600	0	123,600	1,762.54
URQUHART, JAMES	62,300	235,900	10,000	288,200	4,109.73
URQUHART, PAMELA	140,600	65,000	16,000	189,600	2,703.70
US BANK TRUST, NA	43,800	91,800	0	135,600	1,933.66
VACHON, DEBORAH	41,400	23,800	10,000	55,200	787.15
VALENTINE, GERI	141,500	323,400	10,000	454,900	6,486.87
VALENTINE, GERI	31,900	6,500	0	38,400	547.58
VALENTINE, RICHARD S	119,600	140,500	10,000	250,100	3,566.43
VALENTINE, ROBERT	34,000	0	0	34,000	484.84
VALENTINE, ROBERT	9,600	0	0	9,600	136.90
VALENTINE, ROBERT	92,000	61,600	0	153,600	2,190.34
VALENTINE, ROBERT	46,500	186,200	0	232,700	3,318.30
VALENTINE, ROBERT	31,600	0	0	31,600	450.62
VALENTINE, ROBERT	31,600	0	0	31,600	450.62
VALENTINE, ROBERT	27,000	0	0	27,000	385.02
VALENTINE, ROBERT	20,200	0	0	20,200	288.05
VALENTINE, ROBERT	27,200	0	0	27,200	387.87
VALENTINE, ROBERT	17,400	0	0	17,400	248.12
VALENTINE, ROBERT	18,800	0	0	18,800	268.09
VALENTINE, ROBERT	21,300	0	0	21,300	303.74
VALENTINE, ROBERT	22,500	0	0	22,500	320.85
VALENTINE, ROBERT	22,500	0	0	22,500	320.85
VALENTINE, ROBERT L	45,500	0	0	45,500	648.83
VALENTINE, ROBERT L JR	73,100	0	0	73,100	1,042.41
VALLERAND, JOHN W	56,000	198,600	10,000	244,600	3,488.00
VALLERAND, MARGARET	110,100	181,700	10,000	281,800	4,018.47
VALLERAND, MARGARET T	98,600	0	0	98,600	1,406.04
VALLIERES, RICHARD P	47,900	120,200	10,000	158,100	2,254.51
VAN LENTEN, MICHAEL W	47,700	81,500	10,000	119,200	1,699.79
VAN ORMAN, BURDETTE	81,500	45,000	10,000	116,500	1,661.29
VAN-OOSTEN, PETER L &	53,800	351,200	10,000	395,000	5,632.70
VARNEY, CHARLES (86%	216,200	185,300	10,000	391,500	5,582.79
VARNEY, SCOTT	35,700	100,900	0	136,600	1,947.92
VARNUM, PATRICIA	43,000	119,500	10,000	152,500	2,174.65
VASILIAUSKAS, MARK	37,000	82,600	14,000	105,600	1,505.86

Real Estate Valuation 2015

Owner	Land	Building	Exempt	Net Value	Tax Amount
VEILLEUX, BRADFORD A	63,600	332,500	0	396,100	5,648.39
VEILLEUX, ERIC T	50,000	305,000	0	355,000	5,062.30
VEILLEUX, LAWRENCE	34,000	8,700	10,000	32,700	466.30
VEILLEUX, ROGER R	3,300	0	0	3,300	47.06
VEILLEUX, WALLACE	46,900	178,800	10,000	215,700	3,075.88
VEILLEUX, WALLACE N	46,600	0	0	46,600	664.52
VEINOTT, DONALD A	36,400	40,500	10,000	66,900	953.99
VENSKUS, KATHY	84,300	63,400	0	147,700	2,106.20
VERIZON WIRELESS	0	41,900	0	41,900	597.49
VERIZON WIRELESS	0	41,900	0	41,900	597.49
VILES, LINDA C	55,300	62,400	0	117,700	1,678.40
VINCENT, DORIAN J A	48,600	114,800	10,000	153,400	2,187.48
VISTA OF MAINE VINEYARD	134,500	0	0	134,500	1,917.97
VISTA OF MAINE VINEYARD	147,200	311,600	0	458,800	6,542.49
VISTA OF MAINE VINEYARD	69,200	0	0	69,200	986.79
VISTA OF MAINE VINEYARD	35,200	0	0	35,200	501.95
VISTA OF MAINE VINEYARD	79,900	0	0	79,900	1,139.37
VISTA OF MAINE VINEYARD	33,200	0	0	33,200	473.43
VIVIAN, HARRY B	44,900	40,400	10,000	75,300	1,073.78
WAGG, EVELYN (LIFE	52,300	58,900	10,000	101,200	1,443.11
WALKER, BRENTON D	44,000	20,600	0	64,600	921.20
WALL, JAMES A	40,500	0	0	40,500	577.53
WALLACE, JOHN P	50,200	130,500	10,000	170,700	2,434.18
WALSH, MATTHEW R	39,200	103,400	0	142,600	2,033.48
WALTHER, SUSAN	19,900	14,600	0	34,500	491.97
WALTHER, SUSAN	43,800	42,000	0	85,800	1,223.51
WARD, CHRISTOPHER	37,900	100,800	10,000	128,700	1,835.26
WARD, JULIE	63,400	23,900	0	87,300	1,244.90
WARD, MELANIE D	49,000	0	0	49,000	698.74
WARD, MELANIE D	11,400	0	0	11,400	162.56
WARD, PHILIP S	40,500	60,700	10,000	91,200	1,300.51
WARD, RONALD K	13,500	17,800	0	31,300	446.34
WARD, RONALD K	10,000	0	0	10,000	142.60
WARD, RONALD K	41,500	39,900	10,000	71,400	1,018.16
WARD, RONALD K	2,700	500	0	3,200	45.63
WARD, ZACHARY T	46,700	121,300	0	168,000	2,395.68
WARLICK, ANDREW P	109,800	332,100	0	441,900	6,301.49
WARNER, ANSEL	111,400	199,500	10,000	300,900	4,290.83
WARREN, ERIC M	40,200	95,900	10,000	126,100	1,798.19
WARREN, LOUIS W	42,400	19,400	10,000	51,800	738.67
WARREN, MARK P	46,800	59,900	10,000	96,700	1,378.94
WASHBURN, STEPHEN D	119,300	0	0	119,300	1,701.22
WATERMAN, KATHLEEN	0	15,800	10,000	5,800	82.71
WEBBER, DAVID	52,200	104,500	10,000	146,700	2,091.94
WEBBER, PATRICIA	48,400	15,000	0	63,400	904.08
WEBSTER, CHRISTOPHER R	46,500	7,000	0	53,500	762.91
WEBSTER, DARWIN	103,400	277,600	0	381,000	5,433.06
WEBSTER, DARWIN L	36,400	0	0	36,400	519.06
WEBSTER, DONALD G	78,100	183,500	10,000	251,600	3,587.82
WEBSTER, EDNA R	57,200	100,100	10,000	147,300	2,100.50
WEBSTER, RALPH JR	6,300	0	0	6,300	89.84
WEEKS, FLOYSTON A JR	47,200	130,000	10,000	167,200	2,384.27
WELLS, AIME J	45,000	93,400	10,000	128,400	1,830.98
WELLS, AMY T	118,300	253,700	10,000	362,000	5,162.12
WELLS, JOAN	34,000	31,300	10,000	55,300	788.58

Real Estate Valuation 2015

Owner	Land	Building	Exempt	Net Value	Tax Amount
WELLS, MICHAEL J	56,900	88,700	10,000	135,600	1,933.66
WEST SHORE ROAD	1,500	0	0	1,500	21.39
WESTON, ANDREW	54,000	165,800	0	219,800	3,134.35
WESTON, JAMES	122,000	178,900	10,000	290,900	4,148.23
WHEELER, BENJAMIN A	44,300	75,600	0	119,900	1,709.77
WHEELER, JANE H	68,800	136,900	0	205,700	2,933.28
WHEELER, JANE H	26,400	1,100	0	27,500	392.15
WHEELER, PAUL F	46,600	0	0	46,600	664.52
WHEELER, SUSAN	47,100	92,100	10,000	129,200	1,842.39
WHEELER, THOMAS A	44,600	0	0	44,600	636.00
WHITE, JOHN L	46,500	217,600	10,000	254,100	3,623.47
WHITE, PATRICIA B	75,400	41,800	0	117,200	1,671.27
WHITE, PATRICIA B	75,400	32,700	0	108,100	1,541.51
WHITE, SHARON M	47,000	73,200	0	120,200	1,714.05
WHITE, SHELDON	42,500	152,500	10,000	185,000	2,638.10
WHITE, WALTER	36,200	154,100	10,000	180,300	2,571.08
WHITEMORE, KENNETH I	45,000	82,600	0	127,600	1,819.58
WHITMORE, ALLEN	54,600	28,000	10,000	72,600	1,035.28
WIGHT, WILLOUGHBY T	111,900	108,200	10,000	210,100	2,996.03
WILBER, PHILIP E	57,200	199,900	10,000	247,100	3,523.65
WILBUR, PHILIP E	56,200	132,100	0	188,300	2,685.16
WILBUR, RENA	78,400	120,100	0	198,500	2,830.61
WILBUR, RENA	500	0	0	500	7.13
WILBUR, RENA D	45,000	81,800	16,000	110,800	1,580.01
WILBUR, SCOTT A	46,500	139,000	10,000	175,500	2,502.63
WILCOX, GREGORY P	39,000	103,300	0	142,300	2,029.20
WILLIAMS, CHAD M	51,500	92,800	10,000	134,300	1,915.12
WILLIAMS, MARION	30,200	17,600	0	47,800	681.63
WILLIAMS, WALTER E JR	39,700	112,900	10,000	142,600	2,033.48
WILLS, SHIRLEY	59,200	119,900	10,000	169,100	2,411.37
WILSON, ALLEN E	26,200	22,200	0	48,400	690.18
WILSON, SUZANNE	47,400	148,900	10,000	186,300	2,656.64
WINDISCHHOFFER, KARL	49,900	111,400	16,000	145,300	2,071.98
WING, AMANDA M	46,600	61,500	10,000	98,100	1,398.91
WING, DAVID E	65,600	151,100	10,000	206,700	2,947.54
WINSHIP, LARRY E	62,700	36,700	0	99,400	1,417.44
WINSHIP, LARRY E	78,200	40,900	0	119,100	1,698.37
WINSHIP, LARRY E	111,400	0	0	111,400	1,588.56
WINSLOW, JOSEPHINE	0	2,200	0	2,200	31.37
WITHAM, FREELAND C	49,200	129,400	16,000	162,600	2,318.68
WITHAM, MARLENE R	86,600	150,200	10,000	226,800	3,234.17
WITHEE, FRANK	42,000	64,200	10,000	96,200	1,371.81
WITHEE, FRANK	26,000	26,800	0	52,800	752.93
WITHERELL, FRANCIS	38,600	78,500	10,000	107,100	1,527.25
WONCH, LAWRENCE U	32,200	87,500	0	119,700	1,706.92
WOOD, ALAN	87,500	126,100	10,000	203,600	2,903.34
WOOD, ALAN G	61,200	119,700	0	180,900	2,579.63
WOOD, ALAN G	145,100	0	0	145,100	2,069.13
WOOD, ALAN G	34,000	0	0	34,000	484.84
WOOD, DANIEL	42,200	157,000	0	199,200	2,840.59
WOOD, HARRY	47,500	159,100	16,000	190,600	2,717.96
WOOD, IAN A	48,700	158,400	0	207,100	2,953.25
WOOD, JOHN & RAYMOND	4,800	0	0	4,800	68.45
WOOD, STEPHEN	190,400	176,600	10,000	357,000	5,090.82
WOOD, ALAN G	33,400	0	0	33,400	476.28

Real Estate Valuation 2015

Owner	Land	Building	Exempt	Net Value	Tax Amount
WOODARD, JON L	42,200	94,300	10,000	126,500	1,803.89
WOODARD, LENDALL R	41,500	1,200	0	42,700	608.90
WOODARD, LENDALL R	49,700	43,800	14,000	79,500	1,133.67
WOODARD, SHEILA A	113,400	71,400	0	184,800	2,635.25
WOODBURY, KEVIN E	48,300	215,800	10,000	254,100	3,623.47
WOODBURY, SHEILA R	46,000	42,000	10,000	78,000	1,112.28
WOOD-HOFACKER, SASHA	46,500	112,400	10,000	148,900	2,123.31
WORCESTER, MICHAEL J	46,900	135,300	0	182,200	2,598.17
WRAY, JEAN	47,200	93,400	10,000	130,600	1,862.36
WRIGHT, ADAM A	45,200	123,900	0	169,100	2,411.37
WRIGHT, IRENE C	46,800	133,400	10,000	170,200	2,427.05
WRIGHT, PAUL D	92,900	40,700	0	133,600	1,905.14
WRIGHT, ROBERTA J	47,000	22,700	10,000	59,700	851.32
YAKAWONIS, SARAH D	46,800	84,800	0	131,600	1,876.62
YOUNG, JOSEPH	44,400	77,400	0	121,800	1,736.87
YOUNG, RITA M	45,200	84,800	10,000	120,000	1,711.20
YOUNG, RITA M	45,900	8,500	0	54,400	775.74
YULE, SUSAN P	9,000	0	0	9,000	128.34
YULE, SUSAN P	88,800	62,800	0	151,600	2,161.82
YULE, SUSAN P	5,300	0	0	5,300	75.58
ZALUBSKI, RANDALL C	42,000	97,400	0	139,400	1,987.84
ZINNINGER, RYAN A	38,800	134,300	10,000	163,100	2,325.81
ZUPANCIC, CATHY L	60,200	158,500	16,000	202,700	2,890.50
ZUPANCIC, DARLENE S	45,100	159,200	10,000	194,300	2,770.72
	124,665,200	214,870,100	11,396,200	328,139,100	4,679,263.68

Personal Property Valuation 2015

Name	Valuation	Exempt	Net Value	Tax
ADVANCED CONSTRUCTION	400	0	400	5.70
AFFORDABLE EXHIBIT	15,300	0	15,300	218.18
AFFORDABLE WATER TREATMENT	1,600	0	1,600	22.82
AIR VALET	1,964	0	1,964	28.01
AIR-SERV	300	0	300	4.28
ALBERT LLC	10,400	0	10,400	148.30
AMERIGAS PROPANE LP	440	0	440	6.27
ARMSTRONG GAS SERVICES	1,700	0	1,700	24.24
ARTISTIC MEMORIAL	2,200	0	2,200	31.37
AT&T MOBILITY LLC	10,772	0	10,772	153.61
BATES HAROLD	50,850	0	50,850	725.12
BEAUCHESNE'S FLOORING	500	0	500	7.13
BILL'S AUTO SALES	21,000	0	21,000	299.46
BRULE'S AUTO CLINIC	5,800	0	5,800	82.71
BUBIER CONSTRUCTION INC	35,000	0	35,000	499.10
BUBIER MEATS	10,600	0	10,600	151.16
BULL RUN STRIPING	15,200	0	15,200	216.75
CECILE'S DANCE STUDIO	3,100	0	3,100	44.21
CENTRA, WILLIAM	1,400	0	1,400	19.96
CHABOT, PAUL	100,000	0	100,000	1,426.00
CHEP USA	6,405	0	6,405	91.34
COCA-COLA BOTTLING OF	3,616	0	3,616	51.56
CONCRETE CONSTRUCTIVES	11,200	0	11,200	159.71
COOK'S FIREARMS & GUNSMITHING	4,372	0	4,372	62.34
D COADY & SON	53,000	0	53,000	755.78
DAVE CADMAN	2,900	0	2,900	41.35
DELL EQUIPMENT FUNDING LP	886	0	886	12.63
DIRECTV LLC	50,805	0	50,805	724.48
DISH NETWORK	55,814	0	55,814	795.91
DISHNET SATELLITE	646	0	646	9.21
DONOVAN'S AUTO SALES	1,700	0	1,700	24.24
ELECTROLYSIS 2000	500	0	500	7.13
ELITE BODY ESSENTIALS	47,700	0	47,700	680.20
ENGAGE	700	0	700	9.98
FAMILY DOLLAR #10912	129642	0	129642	1848.69
FARRIS CONSTRUCTION CO	27,100	0	27,100	386.45
FARRIS EQUIPMENT	30,500	0	30,500	434.93
FLEET TRUCK &	16,700	0	16,700	238.14
FRED'S COFFEE	1,100	0	1,100	15.69
FUTURE POOLS AND SPAS	1,200	0	1,200	17.11
GE CAPITAL INFORMATION	911	0	911	12.99
GLENROCK SPRING	16,800	0	16,800	239.57
GRAYHAWK LEASING LLC	9,419	0	9,419	134.31
GREATAMERICA FINANCIAL	6,800	0	6,800	96.97
GREENE IGA	68,100	0	68,100	971.11
GTECH CORP	934	0	934	13.32
HEWLETT PACKARD	1803	0	1803	25.71
HOBIE'S HOME HEATING	3,800	0	3,800	54.19
HUGHES NETWORK SYSTEMS,	877	0	877	12.51
INDEPENDENT POWER	805	0	805	11.48
JAZMIN'S HEALING CENTER	575	0	575	8.20
JK CAPITAL INC.	15,300	0	15,300	218.18

Personal Property Valuation 2015

Name	Valuation	Exempt	Net Value	Tax
K 9 KIDZ	960	0	960	13.69
KJPL RESTAURANTS INC	13,300	0	13,300	189.66
L & M FIRE WOOD	16,700	0	16,700	238.14
LABELLE'S HAIR SALON	770	0	770	10.98
LAGASSE AUTO BODY	2,600	0	2,600	37.08
LEGUZ PROPERTY SERVICES	45,400	0	45,400	647.40
LINDY'S AUTO LLC	6,900	0	6,900	98.39
MAC'S CONVENIENCE	356,300	0	356,300	5,080.84
MICHAEL HANNIGAN	12,400	0	12,400	176.82
MORGAN'S MOBIL	27,400	0	27,400	390.72
MORISSETTE'S GARAGE	6,400	0	6,400	91.26
MOWER'S MARKET	24,800	0	24,800	353.65
MUZAK, LLC	210	0	210	2.99
NADEAU RONALD A	600	0	600	8.56
NOONAN'S WILDLIFE	1,900	0	1,900	27.09
NORTHERN LEASING	912	0	912	13.01
NuCO2 SUPPLY LLC	522	0	522	7.44
NYE'S WELDING INC	7,400	0	7,400	105.52
PARSHALL, KIMBERLY A	1,000	0	1,000	14.26
PERKINS TRUCK & TRAILER	26,500	0	26,500	377.89
PITNEY BOWES GLOBAL	1351	0	1351	19.27
PITNEY BOWES INC	441	0	441	6.29
PROG LEASING LLC	1740	0	1740	24.81
R & S EXCAVATION	106,400	0	106,400	1,517.26
R.O. HANSCOM	16,500	0	16,500	235.29
RESIDENTIAL FIRE	1,500	0	1,500	21.39
RICHARD BELANGER CONST	1,500	0	1,500	21.39
ROGER'S RELIABLE AUTO	6,600	0	6,600	94.12
RON'S BARBER SHOP	3,028	0	3,028	43.18
ROSS R ANCTIL	12,800	0	12,800	182.53
SAFETY-KLEEN SYSTEMS INC	101	0	101	1.44
SANDY'S DANCE STUDIO	1,070	0	1,070	15.26
SCIENTIFIC GAMES INC	4,394	0	4,394	62.66
SEDGLEY PLACE	19,500	0	19,500	278.07
SHERRY'S KIDS CHILDCARE	200	0	200	2.85
SMALL STEPS DAYCARE	710	0	710	10.12
SURVEYWORKS INC	11,800	0	11,800	168.27
TECHNICAL SALES &	175,900	0	175,900	2,508.33
THANKFUL HEARTS	2,200	0	2,200	31.37
THE MEADOWS	8,700	0	8,700	124.06
TIME WARNER CABLE INTERNET LLC	20,163	0	20,163	287.52
TIME WARNER CABLE	657,000	0	657,000	9368.82
TIMEPAYMENT CORP	15,772	0	15,772	224.91
TOWN AND COUNTRY FOODS	11,800	0	11,800	168.27
TRIPLE A COATINGS	10,400	0	10,400	148.30
UNITED PIPING & WELDING	21,200	0	21,200	302.31
US CELLULAR/GREENE USF	100,200	0	100,200	1,428.85
VAL-GREENE FARM	3,000	0	3,000	42.78
VERISON WIRELESS	10,944	0	10,944	156.06
VIASAT INC.	400	0	400	5.70
WANSKER, PAMELA T D.O.	3,100	0	3,100	44.21
	2,644,524	0	2,644,524 \$	37,710.87

2015 Exemption Property

	Land Valuation	Building Valuation	Exempt Code	Total Exemption	Taxable Valuation
ALLEN POND BEACH	96,800		60	96,800	0.00
GREENE DUMP # 2	66,600	18,800	60	85,400	0.00
GREENE FIRE DEPARTMENT	52,200	1,069,900	60	1,122,100	0.00
GREENE GRAVEL PIT	12,000		60	12,000	0.00
GREENE MUNICIPAL BUILDING	79,900	768,000	60	847,900	0.00
GREENE RECREATION	88,800		60	88,800	0.00
GREENE TOWN DUMP	35,100		60	35,100	0.00
GREENE TOWN HOUSE	9,000	57,600	60	66,600	0.00
TOWN OF GREENE	600		60	600	0.00
TOWN OF GREENE	1,700		60	1,700	0.00
TOWN OF GREENE	13,100		60	13,100	0.00
TOWN OF GREENE	28,000		60	28,000	0.00
TOWN OF GREENE	48,800	49,100	60	97,900	0.00
GREENWOOD CEMETERY	1,400		61	1,400	0.00
LANE ROAD (PEARE) CEMETERY	900		61	900	0.00
MORSE CEMETERY	5,800		61	5,800	0.00
MOWER CEMETERY	1,900		61	1,900	0.00
OLD VALLEY CEMETERY	1,600		61	1,600	0.00
ROSE CEMETERY	7,500		61	7,500	0.00
VALLEY CEMETERIES	9,200		61	9,200	0.00
GREENE CENTRAL SCHOOL	135,200	1,271,400	62	1,406,600	0.00
M.S.A.D. 52	73,500		62	73,500	0.00
MSAD 52	47,000	7,500	62	54,500	0.00
TAX ACQUIRED	39,200		63	39,200	0.00
TAX ACQUIRED	31,800		63	31,800	0.00
ALTERNATIVE SERVICES, INC	47,200	132,100	70	179,300	0.00
ANDROSCOGGIN GRANGE #8	41,000	170,000	70	211,000	0.00
ANDROSCOGGIN LAND TRUST INC	2,000		70	2,000	0.00
ANDROSCOGGIN LAND TRUST INC	100		70	100	0.00
ANDROSCOGGIN LAND TRUST INC	4,600		70	4,600	0.00
ANDROSCOGGIN LAND TRUST INC	3,600		70	3,600	0.00
R.A.F.T.S.	46,900	227,500	70	274,400	0.00
BATES COLLEGE	123,000	20,100	72	143,100	0.00
JULIA ADAMS MORSE LIBRARY	47,300	204,700	72	252,000	0.00
SAWYER MEMORIAL	72,200	403,300	72	475,500	0.00
BAPTIST CHURCH OF GREENE	69,000	542,300	73	611,300	0.00
FELLOWSHIP CHURCH	50,400	303,400	73	353,800	0.00
FRANCISCAN FATHERS	21,100		73	21,100	0.00
FRANCISCAN FATHERS	41,000		73	41,000	0.00
ST FRANCIS MISSION	95,100	626,400	73	721,500	0.00
UNIVERSALIST CHURCH	29,100	70,700	73	99,800	0.00
MAINE, STATE OF	600		80	600	0.00
STATE OF MAINE	11,000		80	11,000	0.00
STATE OF MAINE	28,800		80	28,800	0.00
STATE OF MAINE	500		80	500	0.00
STATE OF MAINE HIGHWAY DEPT	50,400	231,900	80	282,300	0.00
G.I.P.O.P.		1,281,400	85	1,281,400	0.00
ALLEN POND IMP ASSOC	5,000		89	5,000	0.00
SANBORN, ALFRED	500		89	500	0.00
WEST SHORE IMPROVEMENT ASSOC	2,500		89	2,500	0.00
WEST SHORE ROAD, RESIDENTS OF	6,600		89	6,600	0.00
	1,687,100	7,456,100		9,143,200	0.00

Exemption Codes

Code	Type Exemption	Exempt Valuation
------	----------------	---------------------

Applications available at Greene Town Office, or at
www.townofgreene.net or www.maine.gov.

Applications need to be filed at the Greene Town Office by
 April 1, 2016.

1	Homestead Exemption	10,000
21	Veteran Resident WW II	6,000
22	Veteran Nonresident WW II	6,000
23	Widow Veteran Resident WW II	6,000
24	Widow Veteran Nonresident WW	6,000
31	Disabled Veteran Resident	6,000
33	Widow Disabled Veteran Resider	6,000
50	Blind Exemption	4,000
90	Vietnam War Veteran	6,000

Applications available at Greene Town Office, or at
www.townofgreene.net or www.maine.gov.

Applications need to be filed at the Greene Town Office by
 April 1, 2016.

There is also Farmland, Tree Growth, and Open Space exemptions
 which applications are also available. These are taxed on a certain
 amount per acre. A plan has to be filed with these.

These exemptions are for specific exemptions.

60	Town Owned Property	100%
61	Cemetaries	100%
62	Schools	100%
63	Tax Acquired Property	100%
70	Ben/charitable	100%
72	Literary/Scientific	100%
73	Church	100%
80	State of Maine	100%
85	Pollutuion Control	100%
89	Other	100%

Independent Auditors' Report

**To the Selectboard
Town of Greene
Greene, Maine**

We have audited the accompanying financial statements of the governmental activities, each major fund and the aggregate remaining fund information of the Town of Greene, Maine, as of and for the year ended December 31, 2015, and the related notes to the financial statements, which collectively comprise the Town's basic financial statements as listed in the table of contents.

Management's Responsibility for the Financial Statements

Management is responsible for the preparation and fair presentation of these financial statements in accordance with accounting principles generally accepted in the United States of America; this includes the design, implementation, and maintenance of internal control relevant to the preparation and fair presentation of financial statements that are free from material misstatement, whether due to fraud or error.

Auditors' Responsibility

Our responsibility is to express opinions on these financial statements based on our audit. We conducted our audit in accordance with auditing standards generally accepted in the United States of America. Those standards require that we plan and perform the audit to obtain reasonable assurance about whether the financial statements are free of material misstatement.

An audit involves performing procedures to obtain audit evidence about the amounts and disclosures in the financial statements. The procedures selected depend on the auditor's judgment, including the assessment of the risks of material misstatement of the financial statements, whether due to fraud, or error. In making those risk assessments, the auditor considers internal control relevant to the entity's preparation and fair presentation of the financial statements in order to design audit procedures that are appropriate in the circumstances, but not for the purpose of expressing an opinion on the effectiveness of the entity's internal control. Accordingly, we express no such opinion. An audit also includes evaluating the appropriateness of accounting policies used and the reasonableness of significant accounting estimates made by management, as well as evaluating the overall presentation of the financial statements.

We believe that the audit evidence we have obtained is sufficient and appropriate to provide a basis for our audit opinions.

Opinions

In our opinion, the financial statements referred to above present fairly, in all material respects, the respective financial position of the governmental activities, each major fund and the aggregate remaining fund information of the Town of Greene, Maine, as of December 31, 2015, and the respective changes in financial position and, where applicable, cash flows thereof for the year then ended in conformity with accounting principles generally accepted in the United States of America.

Other Matters

Required Supplementary Information

Accounting principles generally accepted in the United States of America require that the management's discussion and analysis and budgetary comparison information on page 3 be presented to supplement the basic financial statements. Such information, although not a part of the basic financial statements, is required by the Governmental Accounting Standards Board, who considers it to be an essential part of financial reporting for placing the basic financial statements in an appropriate operational, economic, or historical context. We have applied certain limited procedures to the required supplementary information in accordance with auditing standards generally accepted in the United States of America, which consisted of inquiries of management about the methods of preparing the information and comparing the information for consistency with management's responses to our inquiries, the basic financial statements, and other knowledge we obtained during our audit of the basic financial statements. We do not express an opinion or provide any assurance on the information because the limited procedures do not provide us with sufficient evidence to express an opinion or provide any assurance.


Other Information

Our audit was conducted for the purpose of forming opinions on the financial statements that collectively comprise the Town of Greene, Maine's basic financial statements. The combining and individual nonmajor fund financial statements and other schedules are presented for purposes of additional analysis and are not a required part of the financial statements.

The combining and individual nonmajor fund financial statements and other schedules are the responsibility of management and were derived from and relate directly to the underlying accounting and other records used to prepare the basic financial statements. Such information has been subjected to the auditing procedures applied in the audit of the basic financial statements and certain additional procedures, including comparing and reconciling such information directly to the underlying accounting and other records used to prepare the basic financial statements or to the basic financial statements themselves, and other additional procedures in accordance with auditing standards generally accepted in the United States of America. In our opinion, the combining and individual nonmajor fund financial statements are fairly stated, in all material respects in relation to the financial statements as a whole.

Purdy Pownall & Company
Professional Association

Portland, Maine
January 21, 2016



Town of Greene

220 Main Street ~ P.O. Box 510

Greene, ME 04236

Tel. (207) 946-5146 ~ Fax (207) 946-2102

Management's Discussion and Analysis

As management of the Town of Greene, Maine, we offer readers of the Town's financial statements this narrative overview and analysis of the financial activities of the Town for the fiscal year ended December 31, 2015. The Town's financial performance is discussed and analyzed within the context of the accompanying financial statements and disclosures following this section.

Financial Highlights

The Town's assets exceed liabilities by \$7,686,300 as of December 31, 2015, compared to \$7,721,048 as of December 31, 2014.

The Town's governmental funds General Fund Balance on a budgetary basis was \$1,002,814 as of December 31, 2015, compared to \$837,849 as of December 31, 2014.

Overview of the Financial Statements

The Management's Discussion and Analysis introduces the Town's basic financial statements. The basic financial statements include three components: (1) government-wide financial statements, (2) fund financial statements, and (3) notes to the financial statements. The Town also includes in this report supplemental information to the basic financial statements.

Government-wide Financial Statements

The government-wide financial statements include a Statement of Net Position and a Statement of Activities. These statements provide information about the activities of the Town as a whole and present both a long-term and short-term view of the Town's finances. Financial reporting at this level is similar to the accounting used by most private-sector companies.

The Statement of Net Position includes all assets and liabilities, with the difference reported as net position. Over time, increases or decreases in the Town's net position are one indicator of whether its financial health is improving or deteriorating. Evaluation of the overall economic health requires other non-financial factors, such as changes in the Town's property tax base and the condition of the Town's roads, as well as many others.

The Statement of Activities reports the current year change in net position. This statement includes all of the current year's revenues and expenses regardless of when cash is received or paid.

Management's Discussion and Analysis - Continued

Town of Greene, Maine

In the Statement of Net Position and the Statement of Activities, we divide the Town into its government activities as follows:

- **Governmental activities:** All of the Town's basic services are reported here, including general administration, public safety, public works, education, health and sanitation, and recreation. Property taxes, excise taxes, licenses and permits, and state and federal grants finance most of these activities.

Fund Financial Statements

For governmental activities, these statements focus on how services were financed in the short term as well as what remains for future spending. Fund financial statements also report the Town's operations in more detail than the government-wide statements by providing information about the Town's most significant funds. The remaining statements provide financial information about activities for which the Town acts solely as a trustee or agent for the benefit of those outside of the government.

Financial Analysis of the Town as a Whole - Government-wide Financial Statements

The following schedule is a summary of net position for the years ended December 31, 2015 and December 31, 2014:

	<u>2015</u>	<u>2014</u>	<u>Change</u>
Governmental Activities			
Current and other assets	\$ 3,019,231	\$ 2,961,386	\$ 57,845
Capital assets	<u>5,101,680</u>	<u>5,312,761</u>	<u>(211,081)</u>
Total Assets	8,120,911	8,274,147	(153,236)
Long term-liabilities	217,916	345,453	(127,537)
Other liabilities	<u>216,695</u>	<u>207,646</u>	<u>9,049</u>
Total Liabilities	434,611	553,099	(118,488)
Net position:			
Net investment in capital assets	4,701,819	4,799,419	(97,600)
Restricted, expendable	1,122,425	1,210,020	(87,595)
Restricted, nonexpendable	223,800	223,800	-
Unrestricted	<u>1,638,256</u>	<u>1,487,809</u>	<u>150,447</u>
	<u>\$ 7,686,300</u>	<u>\$ 7,721,048</u>	<u>\$ (34,748)</u>

Management's Discussion and Analysis - Continued

Town of Greene, Maine

The following schedule is a summary of the statement of activities for the years ended December 31, 2015 and December 31, 2014:

	<u>2015</u>	<u>2014</u>	<u>Change</u>
Governmental Activities			
Revenues:			
Program revenues:			
Charges for services	\$ 93,450	\$ 133,948	\$ (40,498)
Operating grants and contributions	84,310	71,819	12,491
General revenues			
Property taxes	4,719,867	4,391,779	328,088
Excise taxes	815,170	746,118	69,052
Intergovernmental	272,905	259,730	13,175
Other	42,836	213,947	(171,111)
Total Revenues	6,028,538	5,817,341	211,197
Expenses:			
General			
General government	542,191	528,836	13,355
Public safety	243,317	238,025	5,292
Public works	1,129,412	1,168,725	(39,313)
Education	3,474,542	3,372,447	102,095
Health and sanitation	189,045	187,970	1,075
Recreation	77,698	69,108	8,590
Unclassified	394,939	441,558	(46,619)
Interest on long-term debt	12,142	13,197	(1,055)
Total Expenses	6,063,286	6,019,866	43,420
Change in Net Assets	\$ (34,748)	\$ (202,525)	\$ 167,777

Management's Discussion and Analysis - Continued

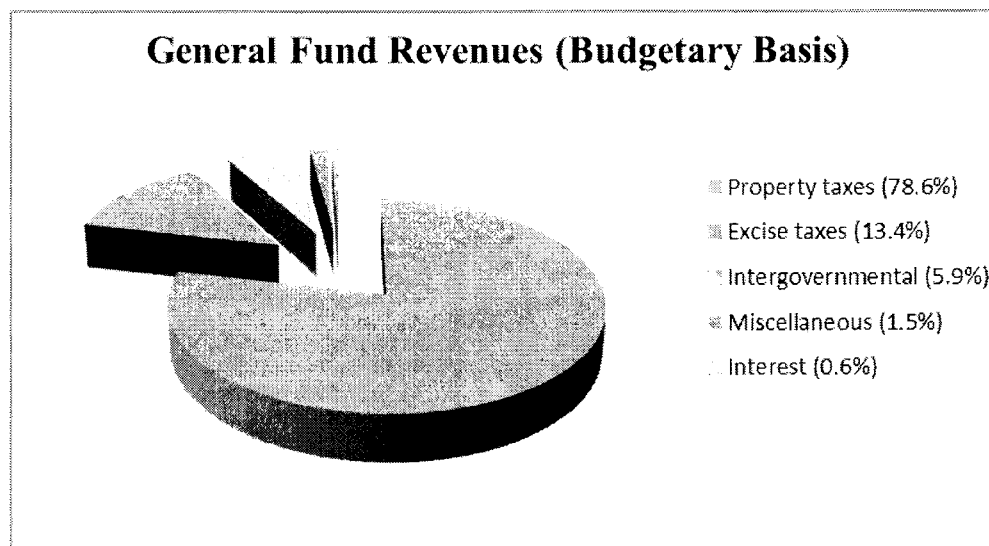
Town of Greene, Maine

Financial Analysis of the Town's Funds - Fund Financial Statements

Our analysis of the Town's major funds begins with the fund financial statements and provides detailed information about the most significant funds-not the Town as a whole. Some funds are required to be established by State law. However, many other funds are established to help control and manage money for particular purposes or to show the Town is meeting legal responsibilities for using certain taxes, grants, and other money. The Town reports governmental funds.

- Governmental funds - Most of the Town's basic services are reported in governmental funds, which focus on how money flows into and out of those funds and the balances left at year-end that are available for spending. These funds are reported using an accounting method called modified accrual accounting, which measures cash and all other financial assets that can readily be converted to cash. The governmental fund statements provide a detailed short-term view of the Town's general government operations and the basic services it provides. Governmental fund information helps you determine whether there are more or fewer financial resources that can be spent in the near future to finance the Town's programs. We describe the relationship, or differences, between governmental activities, reported in the Statement of Net Position and the Statement of Activities, and governmental funds in a reconciliation at the bottom of the fund financial statements.

Current year revenues in the general fund on a budgetary basis were made up of the following:

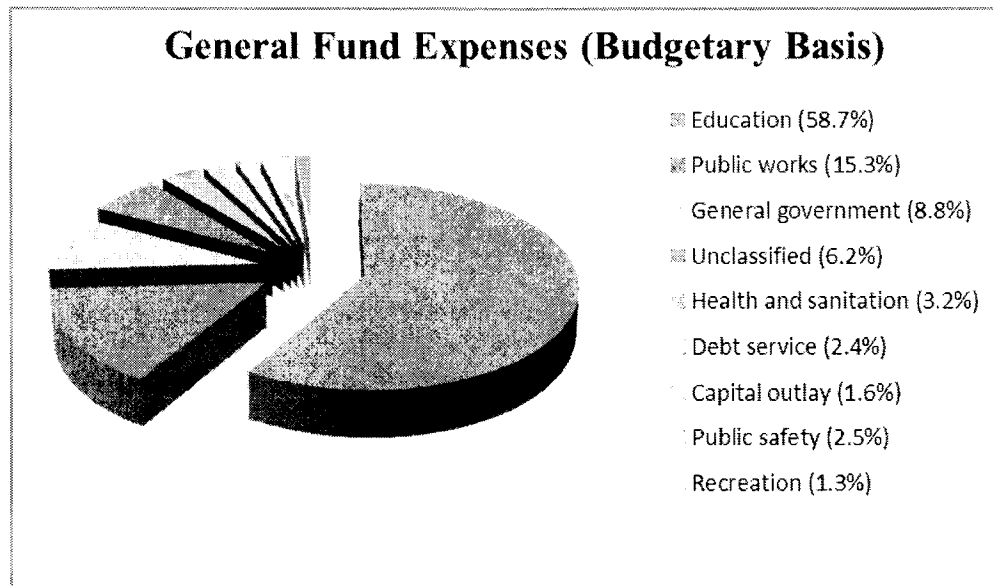


During 2015 the Town appreciated an increase of \$109,488 over budget amounts in Excise tax revenue continuing a general upward trend in that area. 2015 also showed slight increases in State Revenue Sharing and State Local Road Assistance.

Management's Discussion and Analysis - Continued

Town of Greene, Maine

Current year expenditures in the general fund on a budgetary basis were made up of the following:



Capital Assets

At year-end, the Town had \$5,101,680 in net capital assets compared to \$5,312,761, last year. Major current year additions included a 2007 Chevy Suburban and a 2015 Ford F550.. Depreciation expense on Town owned capital assets was approximately \$395,000

Please refer to Note C in the financial statements for current year capital asset activity.

Long Term Liabilities

At year-end, the Town had \$258,341 in outstanding bonds and notes payable and \$141,520 in capital lease obligations compared to \$390,007 and \$123,335, respectively, last year. The Town paid down approximately \$132,000 in long-term debt and \$50,815 in capital lease obligations. In addition, the Town entered into a new capital lease in the amount of \$69,000. Please refer to Note D in the financial statements for current year long-term debt activity.

Economic Factors and Next Year's Budgets and Rates

At this point in time State Revenue to the Town appears to have stabilized with no projected cuts promulgated by State government.

Management's Discussion and Analysis - Continued

Town of Greene, Maine

Contacting the Town's Financial Management

This financial report is designed to provide our citizens, taxpayers, customers, and creditors with a general overview of the Town's finances and to show the Town's accountability for the money it receives. If you have questions about this report or need additional financial information, contact the Town Office at 946-5146 and ask for the Town Manager. Citizens are welcomed to visit with the appropriate staff on any financial matters.

Statement of Net Position

Town of Greene, Maine

As of December 31, 2015

	Governmental Activities
Assets	
Cash	\$ 1,425,691
Investments	1,182,085
Accounts receivable	1,788
Taxes receivable	278,565
Tax liens receivable	124,414
Tax acquired property	6,688
Capital assets, net of accumulated depreciation	5,101,680
Total Assets	8,120,911
Liabilities	
Accounts payable	11,685
Accrued interest payable	1,300
Taxes paid in advance	2,755
Accrued compensated absences	19,010
Long-term liabilities:	
Portion due or payable within one year:	
Bond and note payable	131,666
Capital lease obligation	50,279
Portion due or payable after one year:	
Bond and note payable	126,675
Capital lease obligation	91,241
Total Liabilities	434,611
Net Position	
Net investment in capital assets	4,701,819
Restricted, expendable	1,122,425
Restricted, nonexpendable	223,800
Unrestricted	1,638,256
Net Position	\$ 7,686,300

See accompanying independent auditors' report and notes to financial statements.

**Statement of Revenues, Expenditures and Changes in Fund Balance
Budget and Actual - General Fund (Budgetary Basis)**

Town of Greene, Maine

For the Year Ended December 31, 2015

	Original Budget	Final Budget	Actual	Variance Positive (Negative)
Revenues				
Property taxes	\$ 4,716,974	\$ 4,716,974	\$ 4,784,867	\$ 67,893
Excise taxes	705,682	705,682	815,170	109,488
Intergovernmental	307,601	307,601	357,215	49,614
Interest	30,026	30,026	40,519	10,493
Miscellaneous	79,988	79,988	91,959	11,971
Total Revenues	5,840,271	5,840,271	6,089,730	249,459
Expenditures				
Current				
General government	523,290	533,290	522,078	11,212
Public safety	156,453	156,453	147,254	9,199
Public works	955,580	955,580	903,421	52,159
Health and sanitation	202,600	202,600	188,516	14,084
Education	3,474,542	3,474,542	3,474,542	-
Recreation	80,367	80,367	77,698	2,669
Unclassified	361,893	361,893	367,718	(5,825)
Debt service - principal	131,666	131,666	131,666	-
- interest	13,012	13,012	13,012	-
Capital outlay	86,000	86,000	92,860	(6,860)
Total Expenditures	5,985,403	5,995,403	5,918,765	76,638
Revenues Over (Under) Expenditures	(145,132)	(155,132)	170,965	326,097
Other Financing Sources (Uses)				
Proceeds from capital lease obligation	86,000	86,000	69,000	(17,000)
Operating transfers out	(75,000)	(75,000)	(75,000)	-
Utilization of unassigned fund balance	175,000	185,000	-	(185,000)
Total Other Financing Sources (Uses)	186,000	196,000	(6,000)	(202,000)
Revenues and Other Sources Over (Under) Expenditures and Other Uses	\$ 40,868	\$ 40,868	164,965	\$ 124,097
Budgetary fund balance at beginning of year			<u>837,849</u>	
Budgetary Fund Balance at End of Year			<u>\$ 1,002,814</u>	

See accompanying independent auditors' report and notes to financial statements.

Notes to Financial Statements - Continued

Town of Greene, Maine

Note D - Long-Term Liabilities

Long-term liability activity for the year ended December 31, 2015, was as follows:

	<u>Beginning Balance</u>	<u>Additions</u>	<u>Reductions</u>	<u>Ending Balance</u>	<u>Amounts Due within One Year</u>
Governmental Activities:					
Bond and note payable	\$ 390,007	\$ -	\$ 131,666	\$ 258,341	\$ 131,666
Capital lease obligations	123,335	69,000	50,815	141,520	50,279
Compensated absences	<u>19,241</u>	<u>22,392</u>	<u>22,623</u>	<u>19,010</u>	<u>19,010</u>
	<u>\$ 532,583</u>	<u>\$ 91,392</u>	<u>\$ 205,104</u>	<u>\$ 418,871</u>	<u>\$ 200,955</u>

Bond and Note Payable

The following is a summary of debt outstanding at December 31, 2015:

2002 General obligation bond payable to Maine Municipal Bond Bank ("MMBB") due November 2017. Annual principal payments of \$126,666 plus interest. MMBB, through a refunding issue in 2011, is providing the Town with a credit against interest costs reducing the effective interest rate to between 2.3% and 3.4% over the remaining life of the bond. For the purpose of purchasing land and constructing a new building for the Fire Department.

\$ 253,341

Note payable to a local non-profit for the purchase of land with annual payments due of \$5,000. The note is non-interest bearing.

5,000
\$ 258,341

The annual requirements to amortize the bond and note payable are as follows:

	<u>Principal</u>	<u>Interest</u>	<u>Total Debt Service</u>
2016	\$ 131,666	\$ 7,812	\$ 139,478
2017	<u>126,675</u>	<u>3,003</u>	<u>129,678</u>
	<u>\$ 258,341</u>	<u>\$ 10,815</u>	<u>\$ 269,156</u>

Notes to Financial Statements - Continued

Town of Greene, Maine

Note D - Long-Term Liabilities - Continued

Capital Lease Obligations

The Town has acquired public works equipment through capital lease obligations. The present value of capital lease obligations and future years' minimum lease payments are as follows:

Year ending December 31,	
2016	\$ 54,321
2017	40,598
2018	40,598
2019	<u>407</u>
	135,924
Less amount representing interest	<u>8,589</u>
Obligations under capital leases	<u>\$ 127,335</u>

As of December 31, 2015 the gross amount of capital assets associated with the three capital lease obligations was \$421,723 with accumulated depreciation of \$56,813. The three leases carry effective interest rates of 3.5%, 2.87% and 2.86%.

Note E - Short-Term Liabilities

The Town obtained short term borrowing in advance of property tax collections, depositing the proceeds in its general fund. This was necessary due to cash flow needs.

Short-term debt activity for the year ended December 31, 2015, was as follows:

	Beginning <u>Balance</u>	<u>Additions</u>	<u>Reductions</u>	Ending <u>Balance</u>
Tax anticipation note	\$ <u>-</u>	\$ <u>900,000</u>	\$ <u>900,000</u>	\$ <u>-</u>

Note F - Retirement Plan

The Town offers a SIMPLE retirement plan for its employees. Under the plan, eligible employees make voluntary salary reduction contributions in accordance with applicable rules of the Internal Revenue Code. Employees earning at least \$5,000 per year are eligible to participate. The Town matches up to 3% of the employee's eligible wages. The Town contributed \$8,691 for the year ended December 31, 2015.

General Fund - Comparative Balance Sheet

Town of Greene, Maine

As of December 31, 2015

(with comparative totals for December 31, 2014)

	<u>2015</u>	<u>2014</u>
Assets		
Cash	\$ 1,223,237	\$ 992,847
Accounts receivable - town	1,788	2,744
Taxes receivable		
Current year	275,850	334,274
Prior years	2,715	5,045
Tax liens	124,414	147,336
Tax acquired property	<u>6,688</u>	<u>5,597</u>
Total Assets	<u>\$ 1,634,692</u>	<u>\$ 1,487,843</u>
 Liabilities, Deferred Inflows of Resources, and Fund Balances		
Liabilities		
Accounts payable	\$ 10,650	\$ 16,027
Taxes paid in advance	<u>2,755</u>	<u>2,319</u>
Total Liabilities	13,405	18,346
Deferred Inflows of Resources		
Unavailable revenue - property taxes	<u>335,000</u>	<u>400,000</u>
Total Deferred Inflows of Resources	335,000	400,000
 Fund Balance		
Assigned	233,473	231,648
Unassigned	<u>1,052,814</u>	<u>837,849</u>
Total Fund Balance	<u>1,286,287</u>	<u>1,069,497</u>
 Total Liabilities, Deferred Inflows of Resources, and Fund Balance	<u>\$ 1,634,692</u>	<u>\$ 1,487,843</u>

See accompanying independent auditors' report.

General Fund - Schedule of Revenues and Expenditures (1 of 3)
Budget and Actual (Budgetary Basis)

Town of Greene, Maine

For the Year Ended December 31, 2015

	<u>Budgeted Amounts</u>		<u>Actual</u>	Variance with Final Budget Positive (Negative)
	<u>Original</u>	<u>Final</u>	<u>Amounts</u>	
Revenues				
Taxes				
Property taxes	\$ 4,716,974	\$ 4,716,974	\$ 4,719,867	\$ 2,893
Change in unavailable revenue - property taxes	-	-	65,000	65,000
Excise taxes	<u>705,682</u>	<u>705,682</u>	<u>815,170</u>	<u>109,488</u>
Total taxes	<u>5,422,656</u>	<u>5,422,656</u>	<u>5,600,037</u>	<u>177,381</u>
Intergovernmental				
State revenue sharing	170,000	170,000	192,411	22,411
Veterans reimbursement	2,028	2,028	2,671	643
Local road assistance	50,000	50,000	67,676	17,676
Homestead reimbursement	76,207	76,207	70,644	(5,563)
Tree growth reimbursement	3,827	3,827	5,611	1,784
Other intergovernmental	<u>5,539</u>	<u>5,539</u>	<u>18,202</u>	<u>12,663</u>
Total intergovernmental	<u>307,601</u>	<u>307,601</u>	<u>357,215</u>	<u>49,614</u>
Interest				
Interest	2,432	2,432	1,049	(1,383)
Interest and lien costs	<u>27,594</u>	<u>27,594</u>	<u>39,470</u>	<u>11,876</u>
Total interest	<u>30,026</u>	<u>30,026</u>	<u>40,519</u>	<u>10,493</u>
Other				
Landfill	12,522	12,522	16,615	4,093
Licenses and permits	31,816	31,816	33,262	1,446
Cable franchise	60	60	180	120
Miscellaneous	<u>35,590</u>	<u>35,590</u>	<u>41,902</u>	<u>6,312</u>
Total other revenues	<u>79,988</u>	<u>79,988</u>	<u>91,959</u>	<u>11,971</u>
Total Revenues	<u>5,840,271</u>	<u>5,840,271</u>	<u>6,089,730</u>	<u>249,459</u>

See accompanying independent auditors' report.

General Fund - Schedule of Revenues and Expenditures (2 of 3)
Budget and Actual (Budgetary Basis) - Continued

Town of Greene, Maine

For the Year Ended December 31, 2015

	Budgeted Amounts		Actual	Variance with Final Budget Positive
	Original	Final	Amounts	(Negative)
Expenditures				
General government				
Administration	\$ 507,140	\$ 517,140	\$ 508,131	\$ 9,009
Assessing	15,500	15,500	13,400	2,100
GECD	-	-	67	(67)
Planning Board	250	250	80	170
Appeals Board	400	400	400	-
Total general government	523,290	533,290	522,078	11,212
Public safety				
Fire protection	134,700	134,700	125,845	8,855
Emergency management	2,000	2,000	2,000	-
Street lights	7,000	7,000	6,668	332
Animal control	12,753	12,753	12,741	12
Total public safety	156,453	156,453	147,254	9,199
Public works				
Road maintenance	554,080	554,080	500,709	53,371
Reconstruction and paving	400,000	400,000	399,693	307
Roadside tree removal	1,500	1,500	3,019	(1,519)
Total public works	955,580	955,580	903,421	52,159
Health and sanitation:				
Transfer station	202,600	202,600	188,516	14,084
Education				
M.S.A.D. #52 assessment	3,474,542	3,474,542	3,474,542	-

See accompanying independent auditors' report.

General Fund - Schedule of Revenues and Expenditures (3 of 3)
Budget and Actual (Budgetary Basis) - Continued

Town of Greene, Maine

For the Year Ended December 31, 2015

	Budgeted Amounts		Actual	Variance with
	Original	Final	Amounts	Final Budget
				Positive
				(Negative)
Expenditures				
Recreation				
Parks & recreation	\$ 15,618	\$ 15,618	\$ 15,520	\$ 98
Library	64,749	64,749	62,178	2,571
Total recreation	80,367	80,367	77,698	2,669
Unclassified				
Abatements	-	-	9,787	(9,787)
Cemetery care	3,500	3,500	3,500	-
General assistance	7,500	7,500	3,788	3,712
Charities	7,650	7,650	7,650	-
Conservation	1,500	1,500	1,250	250
County tax	339,743	339,743	339,743	-
Sabattus Lake dam project	2,000	2,000	2,000	-
Total unclassified	361,893	361,893	367,718	(5,825)
Debt service				
Principal	131,666	131,666	131,666	-
Interest	13,012	13,012	13,012	-
Total debt service	144,678	144,678	144,678	-
Capital outlay	86,000	86,000	92,860	(6,860)
Total Expenditures	5,985,403	5,995,403	5,918,765	76,638
Other Financing Sources (Uses)				
Proceeds from capital lease obligation	86,000	86,000	69,000	(17,000)
Operating transfer out	(75,000)	(75,000)	(75,000)	-
Use of unassigned fund balance	175,000	185,000	-	(185,000)
Total Other Financing Sources (Uses)	186,000	196,000	(6,000)	(202,000)
Revenues and Other Sources Over				
(Under) Expenditures and Other Uses	\$ 40,868	\$ 40,868	\$ 164,965	\$ 124,097

See accompanying independent auditors' report.

Combining Balance Sheet
Nonmajor Governmental Funds - Other Governmental Funds

Town of Greene, Maine

As of December 31, 2015

	<u>Special Revenue</u>	<u>Permanent Fund</u>	<u>Total</u>
Assets			
Cash and cash equivalents	\$ 37,279	\$ 98,425	\$ 135,704
Due from other funds	<u>-</u>	<u>-</u>	<u>-</u>
Total Assets	<u><u>\$ 37,279</u></u>	<u><u>\$ 98,425</u></u>	<u><u>\$ 135,704</u></u>
Liabilities and Fund Balances			
Liabilities			
Accounts payable	\$ -	\$ 1,035	\$ 1,035
Due to other funds	<u>-</u>	<u>-</u>	<u>-</u>
Total Liabilities	<u>-</u>	<u>1,035</u>	<u>1,035</u>
Fund Balances			
Nonspendable, restricted	-	43,100	43,100
Restricted	-	54,290	54,290
Assigned	<u>37,279</u>	<u>-</u>	<u>37,279</u>
Total Fund Balances	<u>37,279</u>	<u>97,390</u>	<u>134,669</u>
Total Liabilities and Fund Balances	<u><u>\$ 37,279</u></u>	<u><u>\$ 98,425</u></u>	<u><u>\$ 135,704</u></u>

See accompanying independent auditors' report.

**Combining Schedule of Revenues, Expenditures, and Changes in Fund Balances
Nonmajor Governmental Funds - Other Governmental Funds**

Town of Greene, Maine

For the Year Ended December 31, 2015

	Special Revenue	Permanent Fund	Total
Revenues			
Interest income	\$ 77	\$ 97	\$ 174
Miscellaneous income	20,853	59,904	80,757
Total Revenues	20,930	60,001	80,931
Expenditures			
Current	8,649	60,272	68,921
Capital outlay	14,725	-	14,725
Total Expenditures	23,374	60,272	83,646
Revenues Over (Under) Expenditures	(2,444)	(271)	(2,715)
Fund balances at beginning of year	39,723	97,661	137,384
Fund Balances at End of Year	<u>\$ 37,279</u>	<u>\$ 97,390</u>	<u>\$ 134,669</u>

See accompanying independent auditors' report.

Combining Balance Sheet
Nonmajor Other Governmental Funds - Special Revenue Funds

Town of Greene, Maine

As of December 31, 2015

	Scholarship Reserve	Cable Reserve	Total
Assets			
Cash and cash equivalents	\$ 712	\$ 36,567	\$ 37,279
Due from other fund	-	-	-
Total Assets	<u>\$ 712</u>	<u>\$ 36,567</u>	<u>\$ 37,279</u>
Liabilities and Fund Balance			
Liabilities			
Due to other funds	\$ -	\$ -	\$ -
Total Liabilities	-	-	-
Fund Balances			
Assigned	712	36,567	37,279
Total Fund Balances	<u>712</u>	<u>36,567</u>	<u>37,279</u>
Total Liabilities and Fund Balances	<u>\$ 712</u>	<u>\$ 36,567</u>	<u>\$ 37,279</u>

See accompanying independent auditors' report.

**Combining Schedule of Revenues, Expenditures, and Changes in Fund Balance
Nonmajor Other Governmental Funds - Special Revenue Funds**

Town of Greene, Maine

For the Year Ended December 31, 2015

	Scholarship Reserve	Cable Reserve	Total
Revenues			
Interest income	\$ 1	\$ 76	\$ 77
Miscellaneous	-	20,853	20,853
Total Revenues	1	20,929	20,930
Expenditures			
Current	-	8,649	8,649
Capital outlay	-	14,725	14,725
Total Expenditures	-	23,374	23,374
Revenues Over (Under) Expenditures	1	(2,445)	(2,444)
Fund balances at beginning of year	711	39,012	39,723
Fund Balances at End of Year	<u>\$ 712</u>	<u>\$ 36,567</u>	<u>\$ 37,279</u>

See accompanying independent auditors' report.

**Combining Balance Sheet
Nonmajor Other Governmental Funds - Permanent Funds - Trust Funds**

Town of Greene, Maine

As of December 31, 2015

	Cemetery Perpetual Care Fund	School Ministerial Fund	Permanent School Fund	Fire Dept. Benevolence Fund	Julia Morse Library Fund	Veterans Memorial	Total
Assets							
Cash and cash equivalents	\$ 12,840	\$ 680	\$ 511	\$ 21,704	\$ 60,334	\$ 2,356	\$ 98,425
Total Assets	\$ 12,840	\$ 680	\$ 511	\$ 21,704	\$ 60,334	\$ 2,356	\$ 98,425
Liabilities and Fund Balances							
Liabilities							
Accounts payable	\$ -	\$ -	\$ -	\$ -	\$ 1,035	\$ -	\$ 1,035
Total Liabilities	-	-	-	-	1,035	-	1,035
Fund Balances							
Nonspendable, restricted	-	-	-	-	43,100	-	43,100
Restricted	12,840	680	511	21,704	16,199	2,356	54,290
Total Fund Balances	12,840	680	511	21,704	59,299	2,356	97,390
Total Liabilities and Fund Balances	\$ 12,840	\$ 680	\$ 511	\$ 21,704	\$ 60,334	\$ 2,356	\$ 98,425

See accompanying independent auditors' report.

**Combining Schedule of Revenues, Expenses, and Changes in Fund Balances
Nonmajor Other Governmental Funds - Permanent Funds - Trust Funds**

Town of Greene, Maine

For the Year Ended December 31, 2015

	Cemetery Perpetual Care Fund	School Ministerial Fund	Permanent School Fund	Fire Dept. Benevolence Fund	Julia Morse Library Fund	Veterans Memorial	Total
Revenues							
Investment income	\$ 11	\$ 1	\$ 1	\$ 32	\$ 48	\$ 4	\$ 97
Contributions	-	-	-	400	855	-	1,255
Library	-	-	-	-	58,649	-	58,649
Net Revenues	<u>11</u>	<u>1</u>	<u>1</u>	<u>432</u>	<u>59,552</u>	<u>4</u>	<u>60,001</u>
Expenses							
Current	<u>11</u>	<u>-</u>	<u>-</u>	<u>130</u>	<u>60,131</u>	<u>-</u>	<u>60,272</u>
Total Expenses	<u>11</u>	<u>-</u>	<u>-</u>	<u>130</u>	<u>60,131</u>	<u>-</u>	<u>60,272</u>
Revenues Over (Under) Expenses	-	1	1	302	(579)	4	(271)
Fund balances at beginning of year	<u>12,840</u>	<u>679</u>	<u>510</u>	<u>21,402</u>	<u>59,878</u>	<u>2,352</u>	<u>97,661</u>
Fund Balances at End of Year	<u>\$ 12,840</u>	<u>\$ 680</u>	<u>\$ 511</u>	<u>\$ 21,704</u>	<u>\$ 59,299</u>	<u>\$ 2,356</u>	<u>\$ 97,390</u>

See accompanying independent auditors' report.

Schedule of Valuation, Assessment and Collection of Taxes

Town of Greene, Maine

For the Year Ended December 31, 2015

Valuation

Real estate		\$ 328,139,100
Personal property		<u>2,644,524</u>
	Total Valuation	<u>\$ 330,783,624</u>

Assessment

Valuation x Rate - \$330,783,624 x 0.01426	\$ 4,716,974
Supplemental taxes	<u>-</u>
Total Assessment Charged to Tax Collector	\$ 4,716,974

Collection and Credits

Cash collections	4,433,019
Tax abatements	<u>8,105</u>
Total Collection and Credits	<u>4,441,124</u>
2015 Taxes Receivable - December 31, 2015	<u>\$ 275,850</u>

See accompanying independent auditors' report.

TOWN OF GREENE
TAXPAYER'S REPORT OF REAL AND PERSONAL PROPERTY

If you wish to **DECLARE** your taxes this report must be filled out as **of April 1, 2016** and returned to the assessors.

If you have brought or sold any real estate since last assessment, give name of buyer/purchaser, map. Lot and description of property.

REAL ESTATE

If you own two or more parcels, please use another sheet for description. Please fill out the book and page of your deed as recorded in the Androscoggin Registry of Deeds.

Book _____ Page _____ Map # _____ Lot # _____ Total Acres _____
Buildings - type dimensions # of rooms # of floors

Have you made any alterations to the above structures? If so, Describe any changes excluding painting, shingling and normal maintenance

Mobile Home Owners

Please give make, model and serial number, length, and width and # of bedrooms

List of structures on land not owned by you:

Dog over six months

Male ___ Neutered Male ___ Female ___ Spayed Female ___ If you do not have property to declare, please fill out the dog portion. We are required by law to provide this information to the state.

Personal Property

Do you have any: portable saw mills, farm machinery, tractors, bulldozers, self propelled vehicles, stock cars, camper trailers, slide in campers, aircraft. Do you pay excise tax on it? ___ Coin operated vending or amusement devices? ___ Please list on separate paper, the foregoing is submitted in compliance with Title 36, section 706 of the revised statutes of 1964 and is true and correct to the best of my belief as of April 1, 2016.

Date

Signature of taxpayer/agent

Printed name of taxpayer/agent

Telephone Number

Mailing address

Town/City, State, Zip