

Annual Town Report

Town of Greene, Maine



For the Year Ending
June 30, 2022

The cover picture was taken at the corner of Barrel Shop Road looking west towards Main Street. College Road is to the left and Main Street towards the town office to the right. Picture taken around 1910.

PRESERVE THIS REPORT

Please bring your copy to the Town Meeting to defer costs of printing. We hope that this report will be a historical document you will long treasure.

All information in this publication is for the fiscal year 2022 which was January 1, 2022 to June 30, 2022. In 2021 the town voted to change from a calendar year to a fiscal year which made the 2022 a (6) month budget year.

Town Report Book FY ending June 30, 2022 printer

Xpress Copy Services, Portland, ME

2022 Town Report Dedication

Sandra Bubier

The Town of Greene dedicates this year's Annual Town Report to Sandra Bubier, a longtime resident.

Early in Sandra's life, she chose a career devoted to helping people in need. Until retirement, she worked as a nurse. While that career kept her busy, she still found time to be an active and involved member in the community.

Sandra was elected to the Ella Thompson Committee in 1973. The Committee, whose first five members were chosen at a town meeting in 1940, provides assistance to those in need residing in the town of Greene who are over 60 years of age. Fifty years later, she is still an attentive committee member, serving with understanding and diligence.



Sandra has a nurturing heart. She cares about the well-being of others, advocates for them, and does what she can to make sure their needs are met. Her willingness to give of her time and the commitment she's made to the Ella Thompson Committee is truly appreciated. Her leadership and support has allowed the committee to continue to fulfill its mission of assisting those in need.

In addition to Sandra's involvement with the Ella Thompson Committee, she is an active-member in her church, The Greene Baptist Church where she served for many years on boards and committees, she volunteers at the town's local food pantry and has served on the Board of the Araxine Wilkins Sawyer Foundation.

The Town of Greene would like to thank Sandra for her contributions and dedication to our community.

Table of Contents

| | |
|--|--------------------|
| Preserve This Report | Inside Front cover |
| Dedication | 1 |
| Table of Contents | 2 |
| Town Officials | 3 |
| List of Committees | 4 |
| Board of Selectmen Report | 5 |
| Town Manager Report | 6-7 |
| Androscoggin County Officials List & Reports | 8-14 |
| MSAD#52 Superintendent Report | 15 |
| 2022 Municipal Assessment | 16-17 |
| Treasurers Report | 18-27 |
| Tax Collectors Report | 28-31 |
| Town Clerk Report | 32 |
| Registrar of Voters Report | 33 |
| Greene Community Scholarship Committee | 33 |
| Municipal Agent Report | 34 |
| Inland Fisheries Agent Report | 35 |
| Code Enforcement Officer Report | 36 |
| Planning Board Report | 37 |
| Greene Fire Dept Report | 38 |
| Julia Adams Morse Library Report | 39 |
| Ella Augusta Thompson Fund Report | 40 |
| Ella Augusta Thompson Fund Portfolio Summary | 41 |
| Greene Village Day Celebration Committee | 42 |
| Conservation Commission | 43 |
| Greene Historical Society | 44 |
| 2023/2024 Town Meeting Appropriations | 45 |
| Special Note | 46 |
| FY 2024 Town Meeting Warrant | 47-57 |
| Real Estate Valuation Listing | 58-110 |
| Personal Property Valuation Listing | 111-113 |
| Audit Report | 114-122 |
| Notes | Inside Back cover |
| Telephone Directory | Back Cover |

TOWN OF GREENE OFFICE

220 Main Street, Greene, Maine 04236

Telephone: 207-946-5146

Fax: 207-946-2102

www.TownOfGreene.net

TOWN OFFICIALS

Town Manager

Darlene Beaulieu –Resigned March 2022

Carol Buzzell

Town Clerk ~ Treasurer

Road Commissioner ~ Tax Collector

General Assistance Administrator

Selectmen, Assessors, & Overseers of Poor

Glenn Chateauvert, Chairman (2023)

Amanda Leclerc (2025)

Anthony Reny (2023)

Kevin Mower (2024)

John Soucy (2025)

Assistants to Town Manager

Anne Swiatocha

Deputy Town Clerk

Deputy Treasurer

Deputy Tax Collector

Deputy Registrar of Voters

Carolyn Tucker

Deputy Town Clerk

Deputy Tax Collector

Julie Vye

Deputy Town Clerk

Registrar of Voters

Animal Control Officer

Wendell Strout, Jr

Public Works Foreman

Gary Bedford

Code Enforcement Officer

Brent Armstrong

Plumbing Inspector

Brent Armstrong

Health Officer

Lyndsy Turmel (2023)

MSAD #52 Superintendent

Cari Medd

MSAD #52 Directors

Brooke Nadeau (2023)

Anthony Shostak (2025)

Kyle Purington (2024)

Emergency Management Director

Carol Buzzell

911 Addressing Coordinator

Brent Armstrong

Fire Chief/Fire Warden

John Soucy

Committee List

Appeals Board

Kevin Mower, BOS REP
Steve Lebrun, Chair 2027
Michael Albert, 2024
George Farris Jr, 2025
Philippe Lavoie, 2025
Wendell Strout, 2027

Broadband Committee

Carl Bucciantini
Joyce Bucciantini
Justin Lafontaine
Thomas Martin
Anthony Reny

Budget Committee

Glenn Chateaufvert, BOSREP
Brent Armstrong
Holly Ewing
Robin Healy
Robert Hodgkins
Phil Lavoie
George Farris Jr
Freeland Witham
Sheldon Bubier

Cable TV (WGLT TV7)

Sally Ann Hebert, Chair
Richard Clark
Michael Stephanak
David Warriner

Capital Improvement

Kevin Mower, BOS REP
Gary Bedford
George Farris Jr
Peter Jolicoeur
Phil Lavoie
David Lepage
Thomas Martin Jr
Julia Coady

Comprehensive Plan

Amanda Leclerc, BOS REP
Brent Armstrong
Lea Chouinard
Steve Creamer
Kevin Healey
David Lepage
Judy Marden
Julie Mondro

Conservation Commission

Glenn Chateaufvert, BOS REP
Breanna Allard
Daniel Allard
Megan Bates
Joseph Coady
Julia Coady
Michael Gagnon

Greene Community Scholarship Com

Carol Buzzell
Chris Chase
Sarah Knowlton
Bethany Lyons
Cindy Paine
Stephanie Stockwell
Cheryl Ward

Greene Village Day Celebration

John Soucy, BOS REP
Julia Coady, Chair
Breanna Allard
Rebecca Brooke
Eric Farrenkopf
Geri Valentine

Greene Volunteer Fire Dept. Benevolent Fund

Vacant, BOS REP
Barbara Bubier
Phil Lavoie
John Soucy

Julia Adams Morse Library

Deborah Beam, 2023
Christine Gianopoulos, 2025
Todd Hofacker,
Greg D'Augustine, 2026
Jeanine Negley, 2024

Parks & Recreation Committee

Anthony Reny, BOS REP
Glenn Chateaufvert
Andre Leblanc
Scott Marquis
Eric Smith
Wendell Strout Jr
Julie Coady

Ella A. Thompson Committee

Sandra Bubier, 2024
Erika Lafontaine, 2024
Bob Hendon, 2025
Donald Rose, 2023
Ellen Wood, 2023

Planning Board

Donald Ferrara, Chair
Don Bedford
Byron Boyington
Peter Jolicoeur, Secretary, 2023
Mark Randall
Joe Turmel, 2024
David Warriner, 2023

Sabattus Lake Dam Commission

Glenn Chateaufvert, BOS REP
Steve Wood, 2023

Solid Waste

John Soucy, BOS REP
Sheldon Bubier, Chair
Kevin Berry
Byron Boyington
Holly Ewing
Matt Higgins
Robert Hodgkins
Adam Varney
Daniel Allard

If you are interested in serving on any of these committees, an application is available at the Town Office and at TownOfGreene.net. We wish to thank the dedicated volunteers who have served many hours to their community.

Board of Selectmen Report

To the citizens of our town

As we put the covid crisis further behind us, we continue to move forward to return back to the close knit community we once were. While we still have some lasting effects from the shutdown, dealing with them is continuing to be a challenge. While we work through them we are trying to fix the past and plan for the future. We are looking at replacing some of our older Highway Department equipment and get all of our trucks and equipment on a scheduled bumper to bumper inspection program by trained and certified mechanics. This will help to find potential problems before they become a more serious break down, causing us to be without a plow truck during a snow storm or when it is needed for road work. We are also looking to establish an inspection and maintenance schedule for all town owned buildings. This means we will have regularly scheduled inspections and servicing done by qualified people. They will be looking at things like the large overhead doors at the town garage and the fire department, the stand by generators at the town office and the fire station and all the H.V.A.C. systems at all the buildings. Hopefully with this new program we will get many more years out of what we have and with fewer costly breakdowns. As we move forward we ask everyone to be patient, if things don't seem to be moving as fast as you think they should be. A lot of the company's that we deal with are still short handed and dealing with supply chain problems as well. They can only do what they can do with what they have to work with. PLEASE understand we know what most of the issues are here in town and we are addressing them as fast as we can. We also want everyone to know that our select board meetings are open to the public and that we have time set aside for public discussion, so if you have an issue you feel we are not aware of PLEASE feel free to come in and bring it to our attention. Anything brought to the board will be looked in to, we might not be able to give you the answer you want but you will get an answer.

Our Public Works Dept. overcame many challenges this past winter, multiple back to back storms and freezing rain seemed to be a constant issue for them. We also had some breakdowns that caused equipment to be out of service for extended periods. We were able to get a replacement truck that got us through the winter and is still going strong for us now. We ordered a new truck and planned to put the money aside for it over a three year period. However, we got some great news, someone who ordered the same truck as we did backed out of the sale and we were offered it. We will have a brand new plow truck for this winter and we will trade in one of our older problem trucks. This will also save us money on maintenance cost whereas the new one won't need as much as the old one. This past year put many challenges in front of our highway dept. but with hard work and great leadership they overcame every one of them. They are truly extraordinary people.

Our volunteer Fire Department continues to serve our town and when asked they provide aid to the surrounding communities as well. We have recently used a grant to buy a new rescue boat and will be getting delivery of it very soon. We will also be voting to replace one of our older fire trucks that we can no longer get parts for. We would like to sell it while it still has some value for parts. Our E.M.T.'S bought new C.P.R. equipment that will allow them to train and certify other towns fire dept. and rescue personnel. We will continue to send our people to training that will prepare them for any emergency that may come their way. We would like to THANK each and every person who volunteers countless hours to be ready at a moments notice to go into harms way to save the life of someone they may not know. It takes a special kind of person to do that and I am grateful that we have people like them in our town.

The Transfer station. Thanks to our dedicated team there, is running at peak performance. We were just inspected by the state and received the best review we have ever had. GREAT JOB to all of them and keep up the great work. THANK YOU ALL

The Office Staff. Is continuing to provide the best service to this town and the people who live here. Since being hired, our town manager has worked to get up to date training that was stopped because of the pandemic. We are looking to add another member to our staff to take over the financial duties. This will help when we do the year end closings and speed up the process when the auditor comes. We hope the citizens see the wisdom in this and will support adding this position.

There are many things that take place on a daily basis that make our town the very special place that it is. We would like to THANK all our town employees, volunteers and citizens for making GREENE the best place to live and raise a family. As with all places we could always use more help, so if you could find the time we would very much appreciate anyone who could serve on a board or committee. These committees are the back bone of our community and help the select board to make the best decisions for our town. If you are interested PLEASE contact the town office for assistance. As we deal with these difficult times lets do what close knit small towns are known for, lets keep an eye out for our neighbors who may need a helping hand from time to time. Sometimes all it takes to brighten someone's day is a wave and a hi neighbor how you doing today? Lets be the kind of people that other people wish they were.

In closing the select board would like to THANK YOU ALL for allowing us to serve you as your elected representative in town.

Sincerely,

Glenn Chateauvert, Chairman, Kevin Mower, Anthony Reny, John Soucy, & Amanda Leclerc

GREENE SELECT BOARD

Town Manager's Report

It is with great pleasure that I present to you the Annual Report for the town of Greene, fiscal year ending June 30, 2022. It is the purpose of the Annual Report to inform the citizens of Greene on the financial condition of the town and to report on the operational aspects as well.

It's hard to believe that I've been here for just over a year already and am approaching my second town meeting as Town Manager. Although there have been many challenges, I thoroughly enjoy my work for the town of Greene. After leaving my 20-year position as Town of Greene's Deputy Clerk in 2018, roots run deep and I am so glad to be back home serving the community that I grew up in and love.

As I began my Town Manager duties in April 2022, first on the agenda was to complete the audit for calendar year 2021. The citizens voted to go from a calendar year to a fiscal year ending in June 2022. This change was confusing for everyone, especially tax bills but now that the town is a fiscal year we coincide with the school and other towns in our district.

I continued to work with the budget system, cleaning up accounts, updating job descriptions and policies, hiring new staff and reviewing the needs of every department. As we are all well aware, the spiraling costs of everything, we were faced with challenging decisions to make while developing the budget. The Selectmen, Budget Committee and department heads are mindful of the continued financial conditions confronting all of us this year.

Of concern is the increase of the MSAD#52 school budget which initiated a yearly payment from \$4,450,242.00 to \$5,088,587.00 which is mostly due to the decrease in State funding. This increase will be slightly offset by excise tax and other revenue sources. The town's budget before you represents an increase of \$613,043 from last year's budget reflecting additional funding for paving, purchase of a new Public Work dump/plow truck, permission to order and raise funds for a new Fire Truck with delivery in 24-36 months, hiring a Public Works Supervisor and additional funds to replace the Main Street Bridge. With these necessary capital expenses, I'm suggesting the townspeople vote to use some funds from the undesignated fund balance to offset the increase.

As mentioned previously **Article 24** on this year's Annual Town Meeting Warrant requests permission to order a new Fire Truck, not to exceed \$900,000.00. **Article 25** asks to raise \$115,000.00 towards the purchase of the new Fire Truck to be put into the Fire Dept Truck Capital Reserve Fund. We are proposing to use \$462,931.25 from Fire Dept Truck Capital Reserve Fund and ask for additional funds at the 2025 Annual Town Meeting, we'll have enough funds to purchase the truck without any financing.

Article 32 asks for an amount not to exceed \$160,000 to purchase the Public Works Freightliner dump/plow truck and expend \$120,000 from Public Works Equipment Capital Reserve. This truck was ordered last year and is due to be delivered November 2023. The 2011 GMC Sierra K1500 truck lost the transmission and was too costly to fix so was put up for bid. With Phil Lavoie's expertise he was able to find a replacement at a reasonable cost. The 2023 Chevy Silverado 1500 was purchased with funds from the American Rescue Plan Act. The Public Works trucks are now on a scheduled maintenance program.

The Main Street Bridge/Culvert projected cost is \$875,000. The town has been awarded a \$150,000 grant from the Department of Environmental Protection. Main Land Development Consultants have been hired to oversee the project. **Article 40** asks for \$350,000 in addition to the grant to complete the project. Many thanks to Matthew Conklin for his countless hours making sure the grant application was just right.


Several committees have openings for members. The Broadband committee was created and received a \$10,000 grant to study and support efforts to make affordable, high-speed internet accessible to all Greene residents. A special thank you to Planning Board secretary, Peter Jolicoeur for his continued support. After 20 years on the Planning Board, he will be missed and we wish him good luck in his endeavors. The Comprehensive Plan committee is in need of a few more members to begin their 2 year project to define what is desired for the future of the town, to identify key issues facing the community and present actions to achieve that desired future. The Conservation Commission and Greene Village Day committees, both driven by Julia Coady are doing great things! Check out the signs and bridges on the trails at the Recreation Drive area. Greene Village Day Committee needs volunteers. This years celebration will take place in September beginning with a parade down Main Street. Several members are needed for the Parks & Recreation committee which oversees the ballfields. If you are interested in volunteering your time on any committee, please stop at the Town Office and make out an application. The Community needs YOU!

Check out our website if you haven't done so yet. This site continues to grow with new information. Carolyn Tucker & Matt Conklin, Website Administrators, continue to add more data which has helped cut down on the phone calls and requests for information. Don't forget to like the "Town of Greene" on Facebook to keep up to date on community events. Contact Carolyn at CarolynT@townofgreene.net to add meetings and community events to the town's calendar.

In closing I'd like to thank Anne Swiatocha, Carolyn Tucker, Julie Vye, Brent Armstrong, Gary Bedford, Matt Conklin, John Courteau, Jay Cormier, Mark Simond, Travis St Pierre, Ron McNaughton, Ben Lapointe, Chris Powell, Wendell Strout, the Board of Selectmen, members of Planning Board, Budget Committee, WGLT TV7 crew, Fire & Rescue personnel, Library staff and volunteers, and the many other committees and residents for their continued service to the Town. They are what help to make Greene the community we are all proud of.

Please don't hesitate to stop into the Town Office to speak with me, at any time. It is my pleasure to answer your questions and hear your concerns.

Respectfully submitted,



Carol Buzzell
Town Manager
tm@townofgreene.net
207-513-6966



ANDROSCOGGIN COUNTY OFFICIALS

County Commissioner (District 3)

Brian Ames (2026)
207 753-2500

Androscoggin Sheriff

Eric Samson
2 Turner Street, Auburn, ME 04210
207 784-7361

STATE OFFICIALS

Governor Janet Mills

1 State House Station, Augusta, ME 04330
Telephone 207 287-3531

State Representative (District 92)

Stephen J. Wood

2 State House Station, Augusta, ME 04333
Telephone 207 287-1400 ~ TTY 207 289-4469 ~ Toll-free 800 423-2900
PO Box 927, Sabattus, ME 04280
Cell: (207)740-3723
E-mail Stephen.Wood@legislature.maine.gov

State Senator (District 17)

Jeffrey Timberlake

3 State House Station, Augusta, ME 04333
Telephone 207 287-1505 ~ TTY 207 287-1583 ~ Toll-free 800 423-6900
E-mail Jeffrey.Timberlake@legislature.maine.gov

WASHINGTON OFFICIALS

Representative to Congress (District 2)

Jared Golden

179 Lisbon Street, Lewiston, ME 04240
Telephone 207 241-6767
golden.house.gov

United States Senators (District 2)

Angus S. King, Jr

4 Gabriel Drive, Suite 1, Augusta, ME 04330
Telephone 207 622-8292
king.senate.gov

Susan Collins

55 Lisbon Street, Lewiston, ME 04240
Telephone 207 784-6969
collins.senate.gov



STATE OF MAINE
OFFICE OF THE GOVERNOR
1 STATE HOUSE STATION
AUGUSTA, MAINE
04333-0001

Dear Friends:

For four years it has been my privilege to guide our great state, working with the Legislature to keep Maine people safe and put our economy on a path to recovery.

Since the arrival of the COVID-19 vaccines in December 2020, we have worked hard to get as many shots into the arms of Maine people as quickly as possible. Since the COVID-19 vaccine became available, more than a million Maine people have gotten fully vaccinated from COVID-19. It is thanks to them that our state has one of highest vaccination rates and one of the lowest death rates from COVID-19, despite having a much older population than other states. People are coming to Maine because we are one of the safest states in the nation.

Following the recommendations of the Economic Recovery Committee, our economy has not only fully recovered, but has surpassed pre-pandemic projections and unemployment claims have dropped to pre-pandemic levels. And, last year, I was pleased to sign a balanced, bipartisan budget that finally achieves the State's commitment to 55 percent education funding, fully restores revenue sharing, and expands property tax relief for Maine residents.

Maine can be proud of our nation-leading progress, but our work is far from done. Through the Maine Jobs & Recovery Plan, we will continue to address our longstanding workforce shortage, the expansion of broadband, education and job training opportunities, housing, child care, and transportation. Drawing on the hard work and resilience of Maine people, together we will rebuild our economy and rise from this unprecedented challenge a state that is stronger than ever.

In 2022, we focused on our economy, on our climate, on our kids, on keeping people safe and on the health and welfare of all Maine people. We have persevered, and, while challenges remain, we will get through them together. I am proud of the people of Maine, and I am proud to be your Governor.

Thank you,

A handwritten signature in blue ink, appearing to read "Janet T. Mills".

Janet T. Mills
Governor

PHONE: (207) 287-3531 (Voice)

888-577-6690 (TTY)

FAX: (207) 287-1034

www.maine.gov



Jared Golden
Congress of the United States
2nd District of Maine

Dear Friends,

I hope this letter finds you safe and well. It's an honor to continue serving as your representative in Congress, and I take the responsibility very seriously. I appreciate the opportunity to update you on what I've been working on behalf of the people of the Second Congressional District.

In August, I voted for the *Inflation Reduction Act* because it represented a dramatic turnaround from misguided efforts to pass sweeping, ill-designed legislation that tried to accomplish too many things through budget gimmicks, setting up problematic fiscal cliffs in numerous programs and refusing to make the difficult decisions to allow for a fiscally responsible bill.

The *Inflation Reduction Act*, which was signed into law by the president, was fiscally responsible and targeted four key priorities: reducing our national debt and putting our country back on a more sustainable path, lowering the cost of prescription drugs, and making health care more affordable, investing in an all-of-the-above energy strategy to significantly increase oil, gas, and renewable energy production to lower energy costs for Americans, and cracking down on the tax avoidance of billion-dollar multinational corporations. This bill was the first major legislation in the last decade to use the reconciliation process to create a fiscally responsible budget to reduce deficits. The Congressional Budget Office estimated it would reduce deficits by approximately \$300 billion.

As a member of the House Armed Services Committee, I also helped pass the Fiscal Year 2023 National Defense Authorization Act, which among other things, included key wins for Bath shipbuilders, UMaine, and servicemembers and their families. For shipbuilders, the bill secured authorization for a third DDG-51 destroyer; established a new contract for up to 15 DDG-51 destroyers over the next five years, many of which will be built at Bath Iron Works; and included funding for shipyard infrastructure. The bill also authorized over \$25 million for defense research programs, including UMaine's large-scale manufacturing program. Finally, the bill authorized a 4.6% pay increase to help servicemembers and their families deal with rising costs due to inflation.

Additionally, at the end of 2022, Congress passed a spending bill to fund the government through September of 2023. The bill funds nearly \$27 million in funding for community projects across the Second Congressional District, a lifeline for our lobster industry that freezes any regulatory action for at least six years, and secures millions in additional funding for the Low Income Housing Energy Assistance Program (LIHEAP) to help Mainers heat their homes.

Regardless of the year, one of my top priorities is ensuring I'm accessible to you. My staff and I can help answer questions about and navigate federal programs; find resources in Maine; and resolve issues with Medicare, Social Security, the VA, and other federal agencies and programs. We are here to help:

- **Caribou Office:** 7 Hatch Drive, Suite 230, Caribou, ME 04736. Phone: (207) 492-6009
- **Lewiston Office:** 179 Lisbon Street, Lewiston, ME 04240. Phone: (207) 241-6767
- **Bangor Office:** 6 State Street, Suite 101, Bangor, ME 04401. Phone: (207) 249-7400

I look forward to building on momentum from recent legislative wins for Mainers and continuing to work on your behalf in 2023. Do not hesitate to reach out and voice an opinion on legislation, let us know about local events, or seek assistance navigating federal agencies or programs. It's an honor to represent you in Congress, and I wish you a healthy and prosperous year to come.

Respectfully,

Jared F. Golden
Member of Congress

SUSAN M. COLLINS
MAINE

OFFICE: WASHINGTON, DC 20510-1004
PHONE: (202) 224-3331
FAX: (202) 224-3331

United States Senate
WASHINGTON, DC 20510-1001

COMMITTEE
ON HEALTH, EDUCATION,
LAW AND GOVERNMENT
SUBCOMMITTEE
ON EDUCATION
SPECIAL COMMITTEE
ON MAINE

Dear Friends:

It is an honor to represent Maine in the U.S. Senate. I am grateful for the trust that Mainers have placed in me and welcome this opportunity to share some key accomplishments for our state.

Last year, I secured more than \$500 million for 285 projects from Aroostook County to York County that will promote job creation, workforce training, and economic development; expand access to health care; improve public safety, infrastructure, and community resources; and protect our environment. To address the crisis of soaring inflation and high energy prices, I led efforts to provide \$2 billion in supplemental funds to the Low-Income Home Energy Assistance Program. In the new Congress that begins in 2023, I expect to be the Vice Chairman of the Appropriations Committee and will continue to champion investments to support Maine's communities and families.

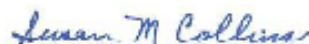
Strengthening our economy and supporting good jobs remain a top priority. Along with the Governor and the rest of the Maine Delegation and the associations representing the lobster industry, I worked to protect our hardworking lobstermen and women by pausing for six years the onerous federal regulations that jeopardize our lobster fishery's very existence. Another ongoing threat to Maine's small businesses is the shortage of workers. That's why I led an effort to push the Administration to nearly double the number of H-2B visas that are critical to our hospitality industry. Additionally, when the Administration proposed to cut the construction of a destroyer to be built by Bath Iron Works, I restored this funding to protect Maine jobs and our national security.

When Maine Veterans' Homes announced last year that it planned to close its facilities in Caribou and Machias, I opposed that decision which would have had such a devastating effect on rural veterans and their families. I am glad that the decision was reversed, and I have secured \$3 million to help with upgrades to these facilities. My *AUTO for Vets Act* also became law, which will help disabled veterans maintain their independence by supporting the purchase of a new adaptive vehicle once a decade.

This past year, Congress demonstrated how effective it can be on behalf of the American people when both parties work together. A few of the bipartisan achievements that I was involved in include the *Respect for Marriage Act*, which will provide certainty to millions of loving couples in same-sex marriages while protecting religious liberties, and the *Electoral Count Reform Act*, which establishes clear guidelines for our system of certifying and counting electoral votes for President and Vice President.

No one works harder than the people of Maine, and I have honored that work ethic by showing up for every vote. During my Senate service, I have cast more than 8,500 consecutive votes, never having missed one. I remain committed to doing all that I can to address your community's concerns in 2023. If I may be of assistance to you in any way, I encourage you to contact one of my six state offices.

Sincerely,



Susan M. Collins
United States Senator

Dear Friends,

I've often thought that Maine is just one big small town connected by long roads. Well, in the past year or two, those roads have gotten steeper and bumpier as we dealt with an unprecedented pandemic and the resulting economic troubles.

As we faced the historic challenges, something impressive happened. We came together and lent a hand to our neighbors wherever we could to keep things running and spirits high.

Down in Washington, Congress tried to help Maine communities get through this struggle, so that our state would come out stronger. To do that, we put in the work and set some things into motion that are already helping Maine people. That's why you hired us, after all.

The pandemic made something we'd known for a while clear: those roads and networks that connect our big town needed repair, improvements, and expansion – from bridges to broadband. So, while Maine was uniting towards a common purpose, Congress came together to pass the *Bipartisan Infrastructure Law* – legislation that makes generational investments in physical infrastructure, broadband connections, harbors, and the energy grid. These efforts will lay the foundation for Maine's 21st century economy and make sure even the most rural areas aren't left behind.

Over the last two years, as we drove up and down our state, you couldn't help but see storefronts in trouble and prices rising as the economy struggled through a global recession. And again, while you focused your efforts on getting through the difficult times, Congress took meaningful action. We passed the *American Rescue Plan* in 2021, which enabled Governor Mills and the state of Maine to better meet the health and economic difficulties of the pandemic. At a critical moment it expanded healthcare efforts to confront COVID and invested in the state to keep the economy in far better shape than most others nationwide.

Congress didn't stop there. This year, we took even more concrete steps to cut costs, create jobs, and provide more affordable, cleaner energy. The bipartisan *CHIPS Act* will bring home the manufacturing of the technical components known as "chips" that are used in everything these days – from smartphones to microwaves to cars – and in doing so reduce prices and create good American jobs. We also passed the *Inflation Reduction Act (IRA)* to lower healthcare costs, allow Medicare to negotiate drug prices, and cut energy bills with new rebates for things like heat pumps and solar panels.

Beyond these major investments, we also passed vital legislation to improve the day-to-day lives of Maine people and Americans nationwide. On a bipartisan basis, we expanded health care for veterans exposed to toxins, strengthened protections for marriage equality, supported Ukraine as it fought off a bloody Russian invasion, secured our elections and the peaceful transfer of power, and delivered millions in federal investments to projects up and down our state.

So, as Maine worked to get through hard times, Congress took steps to support our state – and we're already starting to see brighter days ahead. I'm proud to have played a small part down here; it's a true privilege to listen to you, work with you, and build a brighter future for all the incredible people up and down the roads that connect our big small town. Mary and I wish you a happy, and safe 2023.

Best Regards,



ANGUS S. KING, JR.

United States Senator



Senator Jeffrey Timberlake
3 State House Station
Augusta, ME 04333-0003
(207) 287-1505

Dear Friends and Neighbors:

It is an honor to represent you, your family, and the communities of District 17 in the Maine Senate. I am grateful for the trust you have placed in me to work for the betterment of our region and I can assure you that I will work tirelessly on your behalf.


This will be my third term in the Maine State Senate. While a few towns and my Senate District number has changed, as a result of redistricting, I know many of the important issues to those in rural Maine remain the same.

While there are many important pieces of legislation that will be considered for enactment this session, there is one item the Legislature is required to pass according to the Constitution of Maine and that is a balanced, biennial budget. By June 30, 2023, the Governor and Legislature must submit, enact and approve a balanced budget. This will require careful review of current state spending and prioritizing our needs versus wants, just like you and I do with our own budgets. As your State Senator, I will be working to find ways to lower taxes and rein in state spending so that you can keep more of your hard-earned money and we can set Maine on a more prosperous course.

I hope during these difficult times we all come together as a community, and reach out to our neighbors in need. Check in with each other and reach out if you or someone you know is struggling. As always, I am eager to help with state-related issues.

Again, thank you for electing me to serve you in the State Senate. The 131st Legislature certainly has a great deal of work to do; but I believe that if we come together, there is nothing we can't accomplish. Please feel free to contact me at 287-1505 or jeff.timberlake@legislature.maine.gov if you have comments, questions or if you would like assistance in navigating our state's bureaucracy.

Sincerely,



Jeffrey Timberlake
State Senator

*Fax: (207) 287-1527 * TTY (207) 287-1583 * Message Service 1-800-423-6900 * Web Site: legislature.maine.gov/senate*



HOUSE OF REPRESENTATIVES
2 STATE HOUSE STATION
AUGUSTA, MAINE 04333-0002
(207) 287-1440
TTY: (207) 287-4469

Stephen J. Wood
P.O. Box 927
Sabattus, ME 04280
Cell: (207) 740-3723
Stephen.Wood@legislature.maine.gov

February 2023

Dear Friends & Neighbors:

Warmer temperatures in mid-February seem to be negating Punxsutawney Phil's prediction of six more weeks of winter. Nonetheless, we all know how quickly the weather can change in the Pine Tree State.

Society continues to recover from the COVID-19 pandemic, with a sense of normalcy gratefully unfolding as demonstrated by the gathering of lawmakers at the State House on swearing-in day, December 7, 2022. I am both appreciative and honored for the privilege of having the opportunity to be your voice at the capital.

Although fears of a recession are an enduring topic of discussion by the media, State revenue forecasts above projections persist. In the months to come, I look forward to working with my colleagues, on both sides of the aisle, in crafting the next biennial budget that will hopefully end the collection of excess revenue, thus allowing taxpayers a means of battling high inflation by keeping more of the money they worked so hard to earn.

For the 131st Legislature, legislative leadership has assigned me to the Joint Standing Committee on Inland Fisheries and Wildlife. This panel oversees the Department of Fisheries and Wildlife; inland fisheries and wildlife research and management; hunting; fishing; trapping; hunter safety; fish hatcheries; game wardens; guides; taxidermist licensing; ATVs; snowmobiles; watercraft registration and boater safety; and whitewater rafting. With Maine being renowned for outdoor sports, I look forward to the opportunity to further sustain our pristine environment while likewise working to ensure good landowner relations and the preservation of our hunting, fishing, and other recreational traditions.

Again, thank you for placing your faith and trust in me to serve you in Augusta. In the event you ever have a question or concern pertaining to State Government, please do not hesitate to contact me. Only by hearing from my constituents can I truly be effective in representing their interests.

Sincerely,

Stephen J. Wood
State Representative

District 92 Greene and Sabattus

MSAD 52 Superintendent
Greene Town Report June 2023

Greetings Greene Residents,

I have heard the statistic that most Mainers live within 30 miles of where they grew up. This is certainly true for me as well as for many of you. It is a testament to what makes our state so great and how much we value our hometowns and schools.

I am the new superintendent for MSAD 52, but I am not new to the district. I taught at Leavitt Area High School from 1992-1999. Returning to the place where I started my career has given me so many great opportunities to see former students and learn about their post-high school lives. What I valued about the district back then remains true today. Our families work hard and value their children's education. Our kids are engaged and connected to their schools. Our staff is committed to doing their very best for each and every student.

While there may be disagreement on some issues regarding our schools, public education in MSAD 52 is strong and getting stronger:

- * When surveyed about our school climate, our families on average gave us a 3.28 out of 4. This is a huge improvement from 3.01 in March 2022.
- * Our Instructional Coaching staff in every school is supporting an increasingly large number of new and veteran teachers to ensure that we retain instructional staff so that every student has access to highly effective teachers.
- * We have increased stability in leadership for our Transportation and Maintenance departments as we develop plans for future improvements and capital investments.
- * We have taken significant steps to increase our financial transparency and ability to provide information to stakeholders and community members.

The challenges MSAD 52 faces are real and are not dissimilar from school districts around us. The national teacher shortage has made hiring much more difficult right here in our towns. Inflation, increases in utilities, and national shortages of materials is impacting our budgeting. More and more of our students require specially designed instruction provided under Special Education.

The mission of the M.S.A.D. 52 school community is to provide excellence in education. Partnering with our families to help educate students to become responsible citizens and lifelong learners is the very essence of what we strive to do. We work every day to create safe and respectful school environments where effective teaching and continuous learning thrive.

We are grateful for the support the town of Leeds provides to our schools, our families and our students and look forward to a continued partnership for excellence.

Cari Medd

Superintendent of Schools

MSAD 52

**CERTIFICATE OF ASSESSMENT TO BE RETURNED TO MUNICIPAL TREASURER
STATE OF MAINE**

County of Androscoggin, ss.

We hereby certify that we have assessed a tax on the estate, real and personal, liable to be taxed in the Municipality of Greene for the fiscal year January 1, 2022, to June 30, 2022, at 0.00875 mils, on a total taxable valuation of **\$346,072,460**.

Assessments:

| | |
|---|-----------------------|
| 1. County tax | \$233,580.00 |
| 2. Municipal appropriation | \$1,415,342.00 |
| 3. TIF financing plan amount | \$0.00 |
| 4. Local education appropriation | \$2,139,628.00 |
| 5. Overlay not to exceed 5% of "net to be raised" | \$99,115.61 |
| 6. Total Assessments | \$3,887,665.61 |

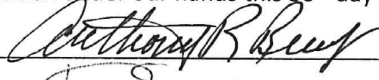
Deductions:


| | |
|--|----------------------------|
| 7. State municipal revenue sharing | \$180,000.00 |
| 8. Homestead exemption reimbursement | \$161,787.96 |
| 9. BETE reimbursement | \$1,443.75 |
| 10. Other revenue | \$516,300.00 |
| 11. Total deductions | <u>\$859,531.71</u> |
| 12. Net assessment for commitment | \$3,028,134.90 |


(line 6 minus line 11)


Lists of all the same we have committed to Anne Swiatocha, Tax Collector of said Municipality, with warrants in due form of law for collecting and paying the same to Anne Swiatocha, Municipal Treasurer of said Municipality, or the successor in office, on or before such date, or dates, as provided by legal vote of the Municipality and warrants received pursuant to the laws of the State of Maine. (36 M.R.S. §712)

Given under our hands this 30th day of March 2022.









Municipal Assessors, Town Of Greene

File the original certificate with the treasurer. File a copy in the valuation book. PTA 201 (04/21)

You are to pay to Anne Swiatocha, the Municipal Treasurer, or to any successor in office, the taxes herewith committed, paying on the last day of each month all money collected by you, and you are to complete and make an account of your collections of the whole sum on or before May 2, 2022.

In case of the neglect of any person to pay the sum required by said list until after May 2, 2022; you will add interest to so much thereof as remains unpaid at the rate of 5 % per annum, commencing May, 3 2022 to the time of payment, and collect the same with the tax remaining unpaid. Given under our hands, as provided by a legal vote of the Municipality and warrants received pursuant to the laws of the State of Maine, this 30th day of March 2022.

Donald P. Keefe Assessor(s) of: Town of Greene
[Signature]
Anthony P. Bump
Kevin S. Mower
M E Chart

CERTIFICATE OF COMMITMENT

To Anne Swiatocha, the Collector of the Municipality of Greene, aforesaid.

Herewith are committed to you true lists of the assessments of the estates of the persons wherein named; you are to levy and collect the same, of each one their respective amount, therein set down, of the sum of \$3,028,134.90 (being the amount of the lists contained herein), according to the tenor of the foregoing warrant.

Given under our hands this March 30, 2022.

Donald P. Keefe Assessor(s) Town of Greene
[Signature]
Anthony P. Bump
Kevin S. Mower
M E Chart

File the original certificate with the tax collector. File a copy in the valuation book. PTA 200 (04/21)

| Dept/Div: 01-005 GENERAL GOVT | | 2022 | 2022 | 2023 | | 2024 | 2024 |
|---|--|---------------------|----------------|--------------|--|--------------|--------------|
| | | Budget | Actual Expense | Budget | | Selectmen | Committee |
| 10-01 Town Manager | | 38,500.00 | 40,342.26 | 73,150.00 | | 76,076.00 | 76,076.00 |
| 10-03 Code Enforcement Officer | | 8,740.00 | 23,080.32 | 48,152.00 | | 50,078.00 | 50,078.00 |
| 10-04 Assistant to the Town Manager | | 68,717.00 | 57,496.89 | 137,434.00 | | 138,606.00 | 138,606.00 |
| 10-06 Part Time/Election Workers | | 2,003.00 | 2,626.23 | 4,000.00 | | 4,000.00 | 4,000.00 |
| 10-07 Selectmen | | 6,250.00 | 6,500.00 | 15,000.00 | | 15,000.00 | 15,000.00 |
| 10-13 Health Officer | | 150.00 | 150.00 | 330.00 | | 330.00 | 330.00 |
| 10-14 Unemployment Compensation | | | | 3,000.00 | | 3,000.00 | 3,000.00 |
| Administrative Wages Expense Account | | \$124,360.00 | 129,945.70 | \$281,066.00 | | \$287,090.00 | \$287,090.00 |

16

| | | | | | | | |
|---|--|----------------------|------------|------------|--|------------|------------|
| 11-09 FICA Medicare | | 29,438.00 | 26,475.98 | 63,000.00 | | 68,137.00 | 68,137.00 |
| 11-12 Mileage | | 225.00 | 1,405.19 | 2,000.00 | | 3,000.00 | 3,000.00 |
| 11-20 Education | | 600.00 | 1,196.95 | 2,000.00 | | 2,200.00 | 2,200.00 |
| 11-22 Health Employees- Town Share | | 72,267.00 | 80,292.06 | 147,402.00 | | 157,694.00 | 157,694.00 |
| 11-23 Town Manager Mileage | | 1,000.00 | 380.03 | 1,500.00 | | 1,500.00 | 1,500.00 |
| 11-26 Town Retirement Contributions | | 8,099.00 | 5,704.19 | 11,500.00 | | 13,500.00 | 13,500.00 |
| Employee Expense/Benefit Account | | \$ 111,629.00 | 115,454.40 | 227,402.00 | | 246,031.00 | 246,031.00 |

17

| | | | | | | | |
|----------------------------|--|-----------|-----------|------------|--|------------|------------|
| 12-04 Copier | | 1,000.00 | 880.24 | 1,750.00 | | 1,800.00 | 1,800.00 |
| 12-05 Cleaning | | | | 6,300.00 | | 4,900.00 | 4,900.00 |
| 12-06 Assessing | | 17,000.00 | 14,971.65 | 43,000.00 | | 43,000.00 | 43,000.00 |
| 12-07 Septic | | 125.00 | 250.00 | 250.00 | | 250.00 | 250.00 |
| 12-10 Software Licences | | 9,376.00 | 20,097.29 | 24,200.00 | | 26,200.00 | 26,200.00 |
| 12-23 Dues | | 5,500.00 | 6,107.00 | 11,000.00 | | 6,500.00 | 6,500.00 |
| 12-24 Audit Fees | | 4,000.00 | 4,625.00 | 8,000.00 | | 12,050.00 | 12,050.00 |
| 12-25 Town Report | | 1,775.00 | 2,345.00 | 4,000.00 | | 4,000.00 | 4,000.00 |
| 12-27 Computer Support | | 2,000.00 | 3,642.50 | 6,000.00 | | 7,000.00 | 7,000.00 |
| 12-34 WEBSITE | | 1,250.00 | 2,100.00 | 2,500.00 | | 2,500.00 | 2,500.00 |
| 12-35 TAX BILL OUTSOURCING | | 950.00 | - | 2,100.00 | | 2,100.00 | 2,100.00 |
| CONTRACT SERVICES | | 42,976.00 | 54,838.68 | 109,100.00 | | 110,300.00 | 110,300.00 |
| 14-01 Electric | | 2,150.00 | 2,590.85 | 4,300.00 | | 5,860.00 | 5,860.00 |
| 14-02 Heat | | 1,350.00 | 2,821.11 | 4,000.00 | | 4,000.00 | 4,000.00 |
| 14-04 Telephone | | 2,700.00 | 3,298.31 | 6,800.00 | | 6,000.00 | 6,000.00 |
| UTILITIES | | 6,200.00 | 8,710.27 | 15,100.00 | | 15,860.00 | 15,860.00 |
| 15-03 Town Office | | 1,500.00 | 4,412.61 | 5,000.00 | | 14,500.00 | 14,500.00 |
| 15-05 Old Town Office | | 100.00 | - | 200.00 | | 200.00 | 200.00 |
| BUILDINGS MAINTENANCE | | 1,600.00 | 4,412.61 | 5,200.00 | | 14,700.00 | 14,700.00 |
| 20-01 General Supplies | | 2,350.00 | 3,965.27 | 5,500.00 | | 6,000.00 | 6,000.00 |
| 20-02 Postage | | 2,400.00 | 3,217.45 | 6,000.00 | | 5,000.00 | 5,000.00 |
| 20-21 Flags | | 500.00 | 1,323.48 | 1,300.00 | | 1,300.00 | 1,300.00 |
| 20-24 Water | | 263.00 | 292.00 | 525.00 | | 500.00 | 500.00 |
| 20-27 Election Supplies | | 500.00 | - | 750.00 | | 750.00 | 750.00 |
| SUPPLIES | | 6,013.00 | 8,798.20 | 14,075.00 | | 13,550.00 | 13,550.00 |

| | | | | | | | |
|---------------------------------------|--|-------------------|-------------------|-----------|--|-------------------|-------------------|
| 21-01 Computer | | 500.00 | 320.17 | 2,000.00 | | 2,000.00 | 2,000.00 |
| 21-02 Software | | 500.00 | 664.20 | 1,000.00 | | 1,000.00 | 1,000.00 |
| 21-04 Office Equipment | | 500.00 | - | 1,000.00 | | 1,000.00 | 1,000.00 |
| PURCHASES | | 1,500.00 | 984.37 | 4,000.00 | | 4,000.00 | 4,000.00 |
| 22-01 Advertising | | 625.00 | 884.04 | 1,000.00 | | 2,000.00 | 2,000.00 |
| 22-04 Registry of Deeds | | 1,625.00 | 1,290.00 | 3,250.00 | | 3,250.00 | 3,250.00 |
| 22-05 Bank Fees | | 75.00 | - | 150.00 | | 150.00 | 150.00 |
| 22-18 Scholarship | | 1,000.00 | - | 3,000.00 | | 6,000.00 | 6,000.00 |
| 22-19 Historical Society | | 400.00 | 198.00 | 800.00 | | 800.00 | 800.00 |
| 22-21 TAN Expense | | 7,000.00 | - | 7,000.00 | | 0.00 | 0.00 |
| ADMINISTRATIVE EXPENSES | | 10,725.00 | 2,372.04 | 15,200.00 | | 12,200.00 | 12,200.00 |
| 23-01 Auto General Liability | | 14,000.00 | 26,347.00 | 28,000.00 | | 32,200.00 | 32,200.00 |
| 23-08 Workers Compensation | | 12,000.00 | 5,907.00 | 37,000.00 | | 32,000.00 | 32,000.00 |
| INSURANCE | | 26,000.00 | 32,254.00 | 65,000.00 | | 64,200.00 | 64,200.00 |
| 27-00 LEGAL SERVICES | | 5,000.00 | 12,019.53 | 20,000.00 | | 20,000.00 | 20,000.00 |
| LEGAL SERVICES | | 5,000.00 | 12,019.53 | 20,000.00 | | 20,000.00 | 20,000.00 |
| Administrative Expense Account | | 336,003.00 | 369,789.80 | | | 254,810.00 | 254,810.00 |

18

| | | | | | | | |
|--|--|---------------|-----------------|----------|--|-----------------|-----------------|
| Dept/Div: 03-005 PLANNING BOARD | | 2022 | 2022 | 2023 | | 2024 | 2024 |
| | | Budget | Actual Expense | Budget | | Selectmen | Committee |
| 20-01 General Supplies | | 500.00 | 1,843.83 | 1,500.00 | | 1,500.00 | 1,500.00 |
| Planning Board | | 500.00 | 1,843.83 | | | 1,500.00 | 1,500.00 |

20

| | | | | | | | |
|---------------------------------------|--|---------------|----------------|--------|--|---------------|---------------|
| Dept/Div: 04-005 APPEALS BOARD | | 2022 | 2022 | 2023 | | 2024 | 2024 |
| | | Budget | Actual Expense | Budget | | Selectmen | Committee |
| 20-01 General Supplies | | 100.00 | - | 200.00 | | 200.00 | 200.00 |
| Appeals Board | | 100.00 | - | | | 200.00 | 200.00 |

21

| | | | | | | | |
|---|--|-----------|----------------|-----------|--|------------|------------|
| Dept/Div: 05-005 PUBLIC SAFETY / Fire Department | | 2022 | 2022 | 2023 | | 2024 | 2024 |
| | | Budget | Actual Expense | Budget | | Budget | Budget |
| 10-17 Fire Dept | | 32,500.00 | 25,391.88 | 75,000.00 | | 100,000.00 | 100,000.00 |
| COMPENSATION | | 32500 | 25,391.88 | 75,000.00 | | 100,000.00 | 100,000.00 |

| | | | | | | | |
|-------------------|--|----------|----------|----------|--|----------|----------|
| 11-15 Training | | 2,250.00 | 2,550.00 | 4,500.00 | | 6,500.00 | 6,500.00 |
| EMPLOYEE EXPENSES | | 2,250.00 | 2,550.00 | 4,500.00 | | 6,500.00 | 6,500.00 |

| | | | | | | | |
|-------------------------|--|-----------|----------|-----------|--|-----------|-----------|
| 12-03 Security | | 200.00 | 612.48 | 600.00 | | 750.00 | 750.00 |
| 12-11 Dispatch Services | | 11,637.00 | 660.00 | 25,673.00 | | 26,675.00 | 26,675.00 |
| 12-23 Dues | | 250.00 | 95.00 | 700.00 | | 700.00 | 700.00 |
| CONTRACT SERVICES | | 12,087.00 | 1,367.48 | 26,973.00 | | 28,125.00 | 28,125.00 |

| | | | | | | | |
|-----------------|--|---------------------|-----------|-----------|--|-----------|-----------|
| 14-01 Electric | | 2,125.00 | 2,805.86 | 7,000.00 | | 9,000.00 | 9,000.00 |
| 14-02 Heat | | 5,500.00 | 12,152.37 | 14,000.00 | | 16,000.00 | 16,000.00 |
| 14-04 Telephone | | 1,050.00 | 981.74 | 2,800.00 | | 2,800.00 | 2,800.00 |
| UTILITIES | | 19 75.00 | 15,939.97 | 23,800.00 | | 27,800.00 | 27,800.00 |

| | | | | | | | |
|----------------------------|----------|----------|----------|-----------|--|-----------|-----------|
| 20-01 General Supplies | | 750.00 | 284.60 | 2,500.00 | | 3,000.00 | 3,000.00 |
| 20-08 Diesel/Gas | | 1,500.00 | 124.30 | 7,000.00 | | 7,000.00 | 7,000.00 |
| 20-19 Computer | | 3,000.00 | 1,569.32 | 2,000.00 | | 2,000.00 | 2,000.00 |
| 20-28 Supplies Medical | | 1,750.00 | 354.50 | 3,000.00 | | 4,000.00 | 4,000.00 |
| 20-32 Fire Department Foam | | 750.00 | - | 1,500.00 | | 1,500.00 | 1,500.00 |
| | SUPPLIES | 7,750.00 | 2,332.72 | 16,000.00 | | 17,500.00 | 17,500.00 |

| | | | | | | | |
|-----------------|-------------|----------|-----------|-----------|--|-----------|-----------|
| 24-01 Buildings | | 7,500.00 | 9,380.89 | 18,000.00 | | 38,000.00 | 38,000.00 |
| 24-05 Radios | | 1,500.00 | 1,146.58 | 3,000.00 | | 3,000.00 | 3,000.00 |
| | MAINTENANCE | 9,000.00 | 10,527.47 | 21,000.00 | | 41,000.00 | 41,000.00 |

| | | | | | | | |
|-----------------------------|--------------------------------|------------------|------------------|-------------------|--|-------------------|-------------------|
| 26-01 2005 Tank 1 | | 2,500.00 | 49.95 | 6,000.00 | | 6,000.00 | 6,000.00 |
| 26-02 2004 Engine 1 | | 4,500.00 | 873.99 | 9,000.00 | | 9,000.00 | 9,000.00 |
| 26-03 2011 Engine 2 | | 3,000.00 | 2,779.50 | 9,000.00 | | 9,000.00 | 9,000.00 |
| 26-08 Chev 2007 S1 | | 1,000.00 | 159.00 | 2,000.00 | | 2,000.00 | 2,000.00 |
| 26-12 2019 ATV Side by Side | | 500.00 | - | 1,000.00 | | 1,000.00 | 1,000.00 |
| 26-13 2019 Chevy | | 1,000.00 | 104.50 | 2,000.00 | | 2,000.00 | 2,000.00 |
| 26-15 R-15 | | | | 0.00 | | 5,000.00 | 5,000.00 |
| 26-16 Other Equipment | | 5,000.00 | 3,481.49 | 10,000.00 | | 27,000.00 | 27,000.00 |
| 26-17 Turnout Gear | | 7,500.00 | 3,805.00 | 15,000.00 | | 15,000.00 | 15,000.00 |
| 26-18 RESCUE BOAT | | | | 0.00 | | 2,000.00 | 2,000.00 |
| | FIRE DEPT EQUIPMENT | 25,000.00 | 11,253.43 | 54,000.00 | | 78,000.00 | 78,000.00 |
| | FIRE PROTECTION EXPENSE | 97,262.00 | 69,362.95 | 221,273.00 | | 298,925.00 | 298,925.00 |

26

| | | | | | |
|--|-----------------|----------------|-----------------|-----------------|-----------------|
| Dept/Div: 05-015 PUBLIC SAFETY / Emergency Management | 2022 | 2022 | 2023 | 2024 | 2024 |
| | Budget | Actual Expense | Budget | Selectmen | Committee |
| 22-08 ADMINISTRATION/SUPPLIES | 1,000.00 | - | 2,000.00 | 2,000.00 | 2,000.00 |
| EMERGENCY MANAGEMENT EXPENSE | 1,000.00 | - | 2,000.00 | 2,000.00 | 2,000.00 |

23

| | | | | | |
|---|-----------------|-----------------|-----------------|-----------------|-----------------|
| Dept/Div: 05-020 PUBLIC SAFETY / Street Lights | 2022 | 2022 | 2023 | 2024 | 2024 |
| | Budget | Actual Expense | Budget | Selectmen | Committee |
| 14-06 Beacon | 288.00 | 151.70 | 500.00 | 600.00 | 600.00 |
| 14-07 Street Lights | 3,500.00 | 2,823.92 | 7,000.00 | 6,000.00 | 6,000.00 |
| STREET LIGHTS | 3,788.00 | 2,975.62 | 7,500.00 | 6,600.00 | 6,600.00 |

29

| | | | | | |
|--|-----------------|-----------------|-----------------|-----------------|-----------------|
| Dept/Div: 05-025 PUBLIC SAFETY / Animal Control | 2022 | 2022 | 2023 | 2024 | 2024 |
| | Budget | Actual Expense | Budget | Selectmen | Committee |
| 10-08 Wages | 3,257.00 | 3,194.10 | 6,400.00 | 6,564.00 | 6,564.00 |
| COMPENSATION | 3,257.00 | 3,194.10 | 6,400.00 | 6,564.00 | 6,564.00 |

| | | | | | |
|--------------------------|---------------|---------------|---------------|---------------|---------------|
| 11-12 Mileage | 175.00 | 175.00 | 450.00 | 450.00 | 450.00 |
| EMPLOYEE EXPENSES | 175.00 | 175.00 | 450.00 | 450.00 | 450.00 |

| | | | | | |
|--------------------------|-----------------|-----------------|------------------|------------------|------------------|
| 12-18 SPCA | 3,050.00 | 3,001.50 | 6,200.00 | 6,300.00 | 6,300.00 |
| CONTRACT SERVICES | 3,050.00 | 3,001.50 | 6,200.00 | 6,300.00 | 6,300.00 |
| ANIMAL CONTROL | 6,482.00 | 6,370.60 | 13,050.00 | 13,314.00 | 13,314.00 |

30

| Dept/Div: 06-010 PUBLIC WORKS / ROAD MAINTEN- | | 2022 | 2022 | 2023 | 2024 | 2024 |
|---|--|------------|----------------|------------|------------|------------|
| | | Budget | Actual Expense | Budget | Selectmen | Committee |
| 10-02 Public Works Foreman | | 23,920.00 | 35,314.00 | 51,480.00 | 53,540.00 | 53,540.00 |
| 10-05 Public Works Full Time | | 91,520.00 | 93,650.50 | 232,648.00 | 249,600.00 | 249,600.00 |
| 10-09 PW PT SEASONAL | | 6,240.00 | 1,542.88 | 12,480.00 | 12,480.00 | 12,480.00 |
| 10-16 Overtime | | 14,115.00 | 18,284.24 | 34,630.00 | 34,630.00 | 34,630.00 |
| COMPENSATION | | 135,795.00 | 148,791.62 | 331,238.00 | 350,250.00 | 350,250.00 |
| 11-05 Uniforms | | 3,100.00 | 5,657.62 | 9,300.00 | 9,300.00 | 9,300.00 |
| 11-12 Mileage | | 50.00 | 54.65 | 120.00 | 120.00 | 120.00 |
| 11-13 Testing | | 125.00 | 25.00 | 550.00 | 550.00 | 550.00 |
| 11-15 Training | | - | 875.00 | 1,000.00 | 1,000.00 | 1,000.00 |
| EMPLOYEE EXPENSES | | 3,275.00 | 6,612.27 | 10,970.00 | 10,970.00 | 10,970.00 |
| 12-15 Rental | | 2,863.00 | 4,180.00 | 15,000.00 | 15,000.00 | 15,000.00 |
| CONTRACT SERVICES | | 2,863.00 | 4,180.00 | 15,000.00 | 15,000.00 | 15,000.00 |
| 14-01 Electric | | 1,750.00 | 4,502.40 | 5,510.00 | 9,000.00 | 9,000.00 |
| 14-02 Heat | | 3,500.00 | 18,088.52 | 20,000.00 | 20,000.00 | 20,000.00 |
| 14-04 Telephone | | 1,750.00 | 2,414.66 | 4,400.00 | 4,600.00 | 4,600.00 |
| UTILITIES | | 7,000.00 | 25,005.58 | 29,910.00 | 33,600.00 | 33,600.00 |
| 15-01 Garage | | 600.00 | 4,344.96 | 5,000.00 | 42,000.00 | 42,000.00 |
| 15-06 Salt Shed | | 250.00 | 125.00 | 0.00 | 500.00 | 500.00 |
| BUILDINGS MAINTENANCE | | 850.00 | 4,469.96 | 5,000.00 | 42,500.00 | 42,500.00 |
| 20-01 General Supplies | | 2,750.00 | 4,222.86 | 15,000.00 | 10,250.00 | 10,250.00 |
| 20-06 Cold Patch | | 2,000.00 | 1,570.80 | 5,000.00 | 5,000.00 | 5,000.00 |
| 20-07 Culverts | | 4,500.00 | 9,768.00 | 21,000.00 | 25,000.00 | 25,000.00 |
| 20-08 Diesel/Gas | | 20,000.00 | 30,011.41 | 50,000.00 | 65,000.00 | 65,000.00 |
| 20-09 Gravel | | 25,000.00 | 23,622.58 | 50,000.00 | 57,500.00 | 57,500.00 |
| 20-13 Signs | | 1,250.00 | 969.13 | 4,500.00 | 5,000.00 | 5,000.00 |
| 20-14 Plow Supplies | | 6,500.00 | 8,981.85 | 15,000.00 | 17,500.00 | 17,500.00 |
| 20-18 Welding Supplies | | 800.00 | 522.73 | 1,600.00 | 1,600.00 | 1,600.00 |
| 20-24 Water | | - | - | - | 700.00 | 700.00 |
| SUPPLIES | | 62,800.00 | 79,669.36 | 162,100.00 | 187,550.00 | 187,550.00 |
| 21-05 Public Works Equip- | | - | - | 12,800.00 | 9,500.00 | 9,500.00 |
| PURCHASES | | - | - | 12,800.00 | 9,500.00 | 9,500.00 |
| 24-05 Radios | | - | - | - | 2,500.00 | 2,500.00 |
| MAINTENANCE | | - | - | - | 2,500.00 | 2,500.00 |

| | | | | | | | |
|---|--|-------------------|-------------------|-------------------|--|-------------------|-------------------|
| 25-01 2011 International Truck | | 5,250.00 | 15,338.03 | 25,000.00 | | 15,000.00 | 15,000.00 |
| 25-02 2020 Freightliner | | 1,750.00 | 1,531.70 | 5,000.00 | | 5,000.00 | 5,000.00 |
| 25-04 2006 International Truck | | 3,000.00 | 2,096.60 | 30,000.00 | | 6,000.00 | 6,000.00 |
| 25-05 2007 Loader | | 1,500.00 | 3,388.40 | 50,000.00 | | 4,000.00 | 4,000.00 |
| 25-06 2013 Loader | | - | - | 0.00 | | 10,000.00 | 10,000.00 |
| 25-07 2005 Grader | | 1,500.00 | 1,218.68 | 16,000.00 | | 14,000.00 | 14,000.00 |
| 25-09 Other Equipment | | 1,000.00 | 1,201.94 | 5,000.00 | | 5,000.00 | 5,000.00 |
| 25-10 Mowers-John Deere & Cub Cadet | | 400.00 | 212.46 | 500.00 | | 1,000.00 | 1,000.00 |
| 25-11 2015 Backhoe | | 250.00 | 357.10 | 1,000.00 | | 1,200.00 | 1,200.00 |
| 25-12 Excavator | | 500.00 | 623.15 | 15,000.00 | | 12,500.00 | 12,500.00 |
| 25-13 2015 Ford F550 | | 2,000.00 | 1,709.80 | 7,500.00 | | 13,000.00 | 13,000.00 |
| 25-15 2019 Freightliner | | 1,500.00 | 5,442.01 | 4,000.00 | | 6,000.00 | 6,000.00 |
| 25-16 2015 Freightliner | | 2,000.00 | 11,676.79 | 9,500.00 | | 11,000.00 | 11,000.00 |
| 25-17 2011 GMC Sierra | | 1,000.00 | 4,272.32 | 4,000.00 | | 0.00 | 0.00 |
| 25-18 2015 FREIGHTLINER GOLD | | - | 1,775.97 | 5,000.00 | | 5,000.00 | 5,000.00 |
| 25-19 2006 INTERNATIONAL GREEN | | - | 4,698.26 | 5,000.00 | | 5,000.00 | 5,000.00 |
| PUBLIC WORKS EQUIPMENT | | 21,650.00 | 55,543.21 | 182,500.00 | | 113,700.00 | 113,700.00 |
| PUBLIC WORKS MAINTENANCE EXPENSE | | 234,233.00 | 324,272.00 | 749,518.00 | | 765,570.00 | 765,570.00 |

36

| | | | | | | | |
|---|--|-----------|----------------|------------|--|----------------|----------------|
| Dept/Div: 06-015 PUBLIC WORKS / SUMMER ROADS | | 2022 | 2022 | 2023 | | 2024 | 2024 |
| | | Budget | Actual Expense | Budget | | Selectmen | Committee |
| 12-08 Paving transferred to reserve acct | | 75,000.00 | 24,610.50 | 250,000.00 | | see paving res | see paving res |
| 12-09 Tree Removal | | 5,000.00 | - | 20,000.00 | | 20,000.00 | 20,000.00 |
| 12-13 BEAVER REMOVAL | | 750.00 | 350.00 | 1,500.00 | | 1,500.00 | 1,500.00 |
| 12-19 Mowing | | 1,800.00 | - | 5,000.00 | | 5,000.00 | 5,000.00 |
| SUMMER ROADS | | 82,550.00 | 24,960.50 | 276,500.00 | | 26,500.00 | 26,500.00 |

37

| | | | | | | | |
|----------------------------|--|---|---|-----------|--|-----------|-----------|
| 20-10 Dirt Roads | | - | - | 76,000.00 | | 83,600.00 | 83,600.00 |
| DIRT ROADS SUPPLIES | | | | 76000.00 | | 83,600.00 | 83,600.00 |

39

| | | | | | | | |
|---|--|------------------|------------------|------------------|--|------------------|------------------|
| Dept/Div: 06-020 PUBLIC WORKS / WINTER ROADS | | 2022 | 2022 | 2023 | | 2024 | 2024 |
| | | Budget | Actual Expense | Budget | | Selectmen | Committee |
| 20-11 Sand | | 5,500.00 | - | 11,000.00 | | 30,000.00 | 30,000.00 |
| 20-12 Salt | | 34,250.00 | 18,884.67 | 68,500.00 | | 69,000.00 | 69,000.00 |
| WINTER ROADS | | 39,750.00 | 18,884.67 | 79,500.00 | | 99,000.00 | 99,000.00 |

38

| | | | | | | | |
|--|--|------------------|------------------|------------------|--|------------------|------------------|
| Dept/Div: 07-002 TRANSFER STATION | | 2022 | 2022 | 2023 | | 2024 | 2024 |
| | | Budget | Actual Expense | Budget | | Selectmen | Committee |
| 10-08 Wages | | 29,192.00 | 30,355.60 | 58,100.00 | | 65,000.00 | 65,000.00 |
| COMPENSATION | | 29,192.00 | 30,355.60 | 58,100.00 | | 65,000.00 | 65,000.00 |

| | | | | | | | |
|--------------------------|--|------------------|------------------|-------------------|--|-------------------|-------------------|
| 12-12 Construction | | 50.00 | - | 100.00 | | 100.00 | 100.00 |
| 12-15 Rental | | 1,200.00 | 2,000.00 | 2,800.00 | | 3,500.00 | 3,500.00 |
| 12-20 Hauling Fees | | 16,000.00 | 9,505.54 | 32,000.00 | | 35,000.00 | 35,000.00 |
| 12-21 Tipping Fees | | 80,000.00 | 49,958.38 | 150,000.00 | | 160,000.00 | 160,000.00 |
| 12-22 Landfill Closure | | 300.00 | 329.00 | 600.00 | | 600.00 | 600.00 |
| 12-31 Tire Removal | | 1,250.00 | - | 1,200.00 | | 1,200.00 | 1,200.00 |
| CONTRACT SERVICES | | 98,800.00 | 61,792.92 | 186,700.00 | | 200,400.00 | 200,400.00 |

| | | | | | | | |
|-----------------|--|----------|----------|----------|--|----------|----------|
| 14-01 Electric | | 1,000.00 | 1,752.79 | 4,000.00 | | 4,000.00 | 4,000.00 |
| 14-04 Telephone | | 250.00 | 219.28 | 650.00 | | 650.00 | 650.00 |
| UTILITIES | | 1,250.00 | 1,972.07 | 4,650.00 | | 4,650.00 | 4,650.00 |

| | | | | | | | |
|------------------------|--|--------|--------|----------|--|----------|----------|
| 20-01 General Supplies | | 750.00 | 528.27 | 3,200.00 | | 3,000.00 | 3,000.00 |
| 20-03 Miscellaneous | | 100.00 | 15.00 | 500.00 | | 500.00 | 500.00 |
| SUPPLIES | | 850.00 | 543.27 | 3,700.00 | | 3,500.00 | 3,500.00 |

| | | | | | | | |
|-------------------------------------|--|-------------------|-------------------|-------------------|--|-------------------|-------------------|
| 24-01 Buildings | | 200.00 | 5,106.00 | 500.00 | | 4,370.00 | 4,370.00 |
| 24-02 Equipment | | 2,000.00 | 1,016.37 | 6,000.00 | | 4,000.00 | 4,000.00 |
| MAINTENANCE | | 2,200.00 | 6,122.37 | 6,500.00 | | 8,370.00 | 8,370.00 |
| TRANSFER STATION OPERATIONAL | | 132,292.00 | 100,786.23 | 259,650.00 | | 281,920.00 | 281,920.00 |

49

| | | | | | | | |
|--|--|----------|----------------|----------|--|-----------|-----------|
| Dept/Div: 08-001 CEMETERY / Cemetery Care | | 2022 | 2022 | 2023 | | 2024 | 2024 |
| | | Budget | Actual Expense | Budget | | Selectmen | Committee |
| 12-29 Repair | | 1,750.00 | - | 5,000.00 | | 0.00 | 0.00 |
| CONTRACT SERVICES | | 1,750.00 | - | 5,000.00 | | 0.00 | 0.00 |

| | | | | | | | |
|------------------------------|--|-----------------|----------|-----------------|--|-----------------|-----------------|
| 20-21 Flags | | - | - | 1,200.00 | | 1,200.00 | 1,200.00 |
| SUPPLIES | | - | - | 1,200.00 | | 1,200.00 | 1,200.00 |
| CEMETERY CARE EXPENSE | | 1,750.00 | - | 6,200.00 | | 1,200.00 | 1,200.00 |

48

| | | | | | | | |
|--|--|----------|----------------|-------------|--|-----------------|-----------------|
| Dept/Div: 09-005 COMPREHENSIVE PLAN | | 2022 | 2022 | 2023 | | 2024 | 2024 |
| | | Budget | Actual Expense | Budget | | Selectmen | Committee |
| 20-01 General Supplies | | - | - | 0.00 | | 2,000.00 | 2,000.00 |
| SUPPLIES | | - | - | 0.00 | | 2,000.00 | 2,000.00 |
| COMPREHENSIVE PLAN COMMITTEE | | - | - | 0.00 | | 2,000.00 | 2,000.00 |

22

| | | | | | | | |
|--|--|----------|----------------|-----------|--|-----------|-----------|
| Dept/Div: 10-001 GENERAL ASSISTANCE | | 2022 | 2022 | 2023 | | 2024 | 2024 |
| | | Budget | Actual Expense | Budget | | Selectmen | Committee |
| 14-01 GA Electric | | 500.00 | - | 1,000.00 | | 1,000.00 | 1,000.00 |
| 14-02 GA Heat | | 1,000.00 | - | 10,000.00 | | 5,000.00 | 5,000.00 |
| UTILITIES | | 1,500.00 | - | 11,000.00 | | 6,000.00 | 6,000.00 |

| | | | | | | | |
|---------------------------|--|-----------------|----------|------------------|--|-----------------|-----------------|
| 22-25 GA RENT | | 500.00 | - | 1,000.00 | | 2,000.00 | 2,000.00 |
| 22-26 GA FOOD | | 200.00 | - | 400.00 | | 400.00 | 400.00 |
| 22-27 GA MISCELLANEOUS | | - | - | 500.00 | | 500.00 | 500.00 |
| ADMIN EXPENSES | | 700.00 | - | 1,900.00 | | 2,900.00 | 2,900.00 |
| GENERAL ASSISTANCE | | 2,200.00 | - | 12,900.00 | | 8,900.00 | 8,900.00 |

42

Dept/Div: 12-002 CHARITIES / DONATIONS

| | | 2022 | 2022 | 2023 | | 2024 | 2024 |
|------------------------------|--|-----------------|-----------------|------------------|--|-----------|-----------|
| | | Budget | Actual Expense | Budget | | Selectmen | Committee |
| 29-03 COMMUNITY CONCEPTS | | 150.00 | 150.00 | 300.00 | | 450.00 | 450.00 |
| 29-04 RCAM | | 3,000.00 | 30,000.00 | 6,000.00 | | 6,000.00 | 6,000.00 |
| 29-05 SEXUAL ASSAULT | | 125.00 | 125.00 | 250.00 | | 250.00 | 250.00 |
| 29-06 HEAD START | | 50.00 | 50.00 | 0.00 | | 0.00 | 0.00 |
| 29-08 SENIOR PLUS | | 125.00 | 125.00 | 1,000.00 | | 1,500.00 | 1,500.00 |
| 29-09 RED CROSS | | 125.00 | 125.00 | 250.00 | | 250.00 | 250.00 |
| 29-10 SAFE VOICES | | 125.00 | 125.00 | 250.00 | | 500.00 | 500.00 |
| 29-11 ANDRO HOME HEALTH CARE | | - | - | 5,000.00 | | 2,000.00 | 2,000.00 |
| COMMUNITY SERVICES | | 3,700.00 | 3,700.00 | 13,050.00 | | 10,950.00 | 10,950.00 |
| CHARITIES/DONATIONS | | 3,700.00 | 3,700.00 | 13,050.00 | | | |

52

Dept/Div: 14-003 CONSERVATION COMMISSION

| | | 2022 | 2022 | 2023 | | 2024 | 2024 |
|-------------------------|--|--------|----------------|----------|--|-----------|-----------|
| | | Budget | Actual Expense | Budget | | Selectmen | Committee |
| 20-01 General Supplies | | - | - | 100.00 | | 100.00 | 100.00 |
| SUPPLIES | | - | - | 100.00 | | 100.00 | 100.00 |
| 22-18 Scholarship | | 700.00 | 464.00 | 1,400.00 | | 0.00 | 0.00 |
| ADMINISTRATIVE EXPENSES | | 700.00 | 464.00 | 1,400.00 | | 0.00 | 0.00 |

| | | | | | | | |
|--------------------------------|--|---------------|---------------|-----------------|--|-----------------|-----------------|
| 24-08 Hooper Pond | | 50.00 | 104.76 | 100.00 | | 100.00 | 100.00 |
| 24-16 Recreation Park | | - | - | 0.00 | | 2,500.00 | 2,500.00 |
| MAINTENANCE | | 50.00 | 104.76 | 100.00 | | 2,600.00 | 2,600.00 |
| CONSERVATION COMMISSION | | 750.00 | 568.76 | 1,600.00 | | 2,700.00 | 2,700.00 |

43

Dept/Div: 15-002 PARKS AND RECREATION

| | | 2022 | 2022 | 2023 | | 2024 | 2024 |
|------------------------|--|--------|----------------|--------|--|-----------|-----------|
| | | Budget | Actual Expense | Budget | | Selectmen | Committee |
| 15-09 Parks/Rec | | 375.00 | - | 375.00 | | 350.00 | 350.00 |
| BUILDINGS MAINTENANCE | | 375.00 | - | 375.00 | | 350.00 | 350.00 |
| 20-01 General Supplies | | 50.00 | - | 100.00 | | 100.00 | 100.00 |
| SUPPLIES | | 50.00 | - | 100.00 | | 100.00 | 100.00 |

| | | | | | | | |
|-----------------------------|--|-----------------|-----------------|-----------------|--|-----------------|-----------------|
| 24-01 Buildings | | - | 272.05 | 750.00 | | 750.00 | 750.00 |
| 24-07 Murch Field | | 350.00 | 250.00 | 700.00 | | 500.00 | 500.00 |
| 24-10 Mission Field | | 350.00 | 250.00 | 700.00 | | 500.00 | 500.00 |
| 24-11 Pavillion | | 50.00 | - | 100.00 | | 100.00 | 100.00 |
| 24-16 Recreation Park | | 3,600.00 | 406.25 | 7,200.00 | | 5,000.00 | 5,000.00 |
| MAINTENANCE | | 4,350.00 | 1,178.30 | 9,450.00 | | 6,850.00 | 6,850.00 |
| PARKS AND RECREATION | | 4,775.00 | 1,178.30 | 9,925.00 | | 7,300.00 | 7,300.00 |

44

Dept/Div: 18-001 LIBRARY

| | | 2022 | 2022 | 2023 | | 2024 | 2024 |
|-------------------------|--|-----------|----------------|-----------|--|-----------|-----------|
| | | Budget | Actual Expense | Budget | | Selectmen | Committee |
| 10-10 LIBRARIAN | | 13,520.00 | 12,576.30 | 28,690.00 | | 28,645.00 | 28,645.00 |
| 10-11 LIBRARY ASSISTANT | | 4,505.00 | 5,449.92 | 9,724.00 | | 14,174.00 | 14,174.00 |
| 10-12 Custodian | | 813.00 | 838.17 | 1,655.00 | | 1,790.00 | 1,790.00 |
| COMPENSATION | | 18,838.00 | 18,864.39 | 40,069.00 | | 44,609.00 | 44,609.00 |

| | | | | | | | |
|---------------------|--|----------|---|----------|--|----------|----------|
| 11-09 FICA Medicare | | 1,441.00 | - | 3,042.00 | | 3,413.00 | 3,413.00 |
| 11-20 Education | | 50.00 | - | 100.00 | | 250.00 | 250.00 |
| EMPLOYEE EXPENSES | | 1,491.00 | - | 3,142.00 | | 3,663.00 | 3,663.00 |

| | | | | | | | |
|-------------------------|--|----------|----------|----------|--|----------|----------|
| 12-03 Security | | 120.00 | 240.00 | 240.00 | | 240.00 | 240.00 |
| 12-10 Software Licences | | 525.00 | - | 1,050.00 | | 1,050.00 | 1,050.00 |
| 12-19 Mowing | | 350.00 | 225.00 | 1,000.00 | | 1,000.00 | 1,000.00 |
| 12-23 Dues | | 65.00 | - | 130.00 | | 130.00 | 130.00 |
| 12-24 Audit Fees | | 400.00 | - | 800.00 | | 800.00 | 0.00 |
| 12-34 WEBSITE | | 100.00 | - | 200.00 | | 350.00 | 350.00 |
| 12-36 SHOVELING/PLOWING | | 600.00 | 1,167.00 | 1,300.00 | | 1,500.00 | 1,500.00 |
| 12-37 FIRE EXTINGUISHER | | 78.00 | - | 155.00 | | 155.00 | 155.00 |
| 12-38 MDOT SIGN | | 30.00 | 60.00 | 60.00 | | 60.00 | 60.00 |
| CONTRACT SERVICES | | 2,268.00 | 1,692.00 | 4,935.00 | | 5,285.00 | 4,485.00 |

| | | | | | | | |
|-----------------|--|----------|----------|----------|--|----------|----------|
| 14-01 Electric | | 600.00 | 1,112.37 | 1,700.00 | | 2,200.00 | 2,200.00 |
| 14-02 Heat | | 1,000.00 | 2,917.84 | 2,500.00 | | 3,500.00 | 3,500.00 |
| 14-04 Telephone | | 250.00 | 211.16 | 700.00 | | 700.00 | 700.00 |
| UTILITIES | | 1,850.00 | 4,241.37 | 4,900.00 | | 6,400.00 | 6,400.00 |

| | | | | | | | |
|-----------------------|--|----------|----------|----------|--|----------|----------|
| 15-39 LIBRARY REPAIR | | 1,600.00 | 1,588.06 | 3,200.00 | | 3,200.00 | 3,200.00 |
| BUILDINGS MAINTENANCE | | 1,600.00 | 1,588.06 | 3,200.00 | | 3,200.00 | 3,200.00 |

| | | | | | | | |
|------------------------------|--|----------|--------|----------|--|----------|----------|
| 20-01 General Supplies | | 350.00 | 407.33 | 750.00 | | 1,000.00 | 1,000.00 |
| 20-02 Postage | | 150.00 | 61.03 | 300.00 | | 350.00 | 350.00 |
| 20-03 Miscellaneous | | 95.00 | - | 100.00 | | 100.00 | 100.00 |
| 20-05 TECHNOLOGY | | 175.00 | - | 350.00 | | 400.00 | 400.00 |
| 20-22 Cleaning | | 250.00 | 76.36 | 550.00 | | 550.00 | 550.00 |
| 20-41 SUMMER READING PROGRAM | | 250.00 | - | 500.00 | | 500.00 | 500.00 |
| 20-42 EQUIPMENT SUPPLIES | | 750.00 | 409.98 | 1,500.00 | | 1,500.00 | 1,500.00 |
| SUPPLIES | | 2,020.00 | 956.70 | 4,050.00 | | 4,400.00 | 4,400.00 |

| | | | | | | | |
|---------------------------------|--|-----------|-----------|-----------|--|-----------|-----------|
| 30-10 LIBRARY MATERIALS | | 4,000.00 | 3,003.44 | 8,000.00 | | 7,000.00 | 7,000.00 |
| 30-11 LIBRARY EBOOKS | | 325.00 | - | 650.00 | | 700.00 | 700.00 |
| 30-12 INTER-LIBRARY VAN SERVICE | | 250.00 | - | 500.00 | | 500.00 | 500.00 |
| LIBRARY | | 4,575.00 | 3,003.44 | 9,150.00 | | 8,200.00 | 8,200.00 |
| LIBRARY TOTALS | | 36,642.00 | 30,345.96 | 69,446.00 | | 75,757.00 | 74,957.00 |

53

| Dept/Div: 21-003 DEBT SERVICE | 2022 | 2022 | 2023 | 2024 | 2024 |
|-------------------------------|------------|----------------|------------|------------|------------|
| | Budget | Actual Expense | Budget | Selectmen | Committee |
| 35-01 FIRE DEPT. EQUIPMENT | - | 32,574.26 | 32,575.00 | 0.00 | 0.00 |
| 35-03 2020 FREIGHTLINER | - | - | 25,569.00 | 25,569.00 | 25,569.00 |
| 35-04 FRONT END LOADER | 12,507.00 | - | 17,716.00 | 17,716.00 | 17,716.00 |
| 35-05 EXCAVATOR | 8,858.00 | - | 17,716.00 | 17,716.00 | 17,716.00 |
| 35-06 PW GARAGE/ROADS | 206,108.00 | 32,232.00 | 404,464.00 | 393,604.00 | 393,604.00 |
| DEBT SERVICE | 227,473.00 | 64,806.26 | 498,040.00 | 454,605.00 | 454,605.00 |

51

| Dept/Div: 22-001 CAPITAL IMPROVEMENTS | | 2022 | 2022 | 2023 | | 2024 | 2024 |
|---------------------------------------|------------------------------------|------------|----------------|------------|--|------------|------------|
| | | Budget | Actual Expense | Budget | | Selectmen | Committee |
| 54 | 32-03 Capital Reserve Fund | - | - | 50,000.00 | | 50,000.00 | 25,000.00 |
| 25 | 32-04 Capital Reserve Fire Truck | 37,500.00 | - | 75,000.00 | | 115,000.00 | 115,000.00 |
| 32 | 32-05 CAPITAL RESERVE PW EQUIP | 20,000.00 | - | 75,000.00 | | 159,725.00 | 159,725.00 |
| 50 | 32-06 CAPITAL RESERVE TS EQUIPMENT | 10,000.00 | - | 20,000.00 | | 20,000.00 | 20,000.00 |
| 40 | 32-08 MAIN STREET BRIDGE | 75,000.00 | - | 150,000.00 | | 0.00 | 75,000.00 |
| 45 | 32-13 CAPITAL RES PARKS & REC | - | - | 5,000.00 | | 5,000.00 | 0.00 |
| | CAPITAL IMPROVEMENTS | 142,500.00 | - | 375,000.00 | | 349,725.00 | 399,725.00 |

| Dept/Div: 24-001 VILLAGE CELEBRATION | | 2022 | 2022 | 2023 | | 2024 | 2024 |
|--------------------------------------|----------------------------|--------|----------------|--------|--|-----------|-----------|
| | | Budget | Actual Expense | Budget | | Selectmen | Committee |
| | GREENE VILLAGE CELEBRATION | - | - | 0.00 | | 0.00 | 0.00 |

| Dept/Div: 34-001 FISH STOCKING RESERVE | | 2022 | 2022 | 2023 | | 2024 | 2024 |
|--|------------------------------|--------|----------------|----------|--|-----------|-----------|
| | | Budget | Actual Expense | Budget | | Selectmen | Committee |
| | 99-99 EXPENSE | - | - | 8,050.00 | | 0.00 | 0.00 |
| 47 | FISH STOCKING RESERVE | - | - | 8,050.00 | | 0.00 | 0.00 |

| Dept/Div: 39-001 PAVING RESERVE | | 2022 | 2022 | 2023 | | 2024 | 2024 |
|---------------------------------|-----------------------|-----------|----------------|------------|--|------------|------------|
| | | Budget | Actual Expense | Budget | | Selectmen | Committee |
| | 99-99 EXPENSE | 75,000.00 | 24,610.50 | 250,000.00 | | 527,515.00 | 527,515.00 |
| 33 | PAVING EXPENSE | 75,000.00 | 24,610.50 | 250,000.00 | | 527,515.00 | 527,515.00 |

| Dept/Div: 23-001 INTERGOVERNMENTAL | | 2022 | 2022 | 2023 | | 2024 | 2024 |
|------------------------------------|-------------------------------------|--------------|----------------|--------------|--|------------|------------|
| | | Budget | Actual Expense | Budget | | Selectmen | Committee |
| | 33-01 Schools | 2,208,000.00 | 2,173,839.00 | 4,451,242.00 | | 0.00 | 0.00 |
| 41 | 33-02 Androscoggin County Tax | 233,580.00 | - | 510,318.00 | | 521,322.00 | 521,322.00 |
| | 33-04 Overlay | 1,000.00 | 12,355.20 | 77,819.00 | | 0.00 | 0.00 |
| 46 | 33-05 Sabattus Lake Dam Association | - | - | 3,000.00 | | 3,000.00 | 3,000.00 |
| | INTERGOVERNMENTAL | 2,442,580.00 | 2,186,194.20 | 5,042,379.00 | | 524,322.00 | 524,322.00 |

REVENUE

| | 2022 | 2022 | 2023 | | 2024 | 2024 |
|-----------------------------------|-------------------|-------------------|---------------------|--|---------------------|---------------------|
| | Budget | Actual Revenue | Budget | | Selectmen | Committee |
| * 005 AUTO EXCISE | 440,000.00 | 504,255.56 | 900,000.00 | | 900,000.00 | 900,000.00 |
| * 006 BOAT EXCISE | 3,100.00 | 4,443.60 | 6,200.00 | | 4,200.00 | 4,200.00 |
| 007 AGENT FEE | 8,750.00 | 12,077.00 | 24,300.00 | | 25,600.00 | 25,600.00 |
| 012 VITAL AGEN FEES | 200.00 | 353.20 | 2,200.00 | | 2,200.00 | 2,200.00 |
| 017 LIQUOR LICENSES | 10.00 | - | 20.00 | | 40.00 | 40.00 |
| 018 VITULAR LICENSES | - | 10.00 | 0.00 | | 10.00 | 10.00 |
| 021 NSF FEES | 50.00 | 100.00 | 100.00 | | 100.00 | 100.00 |
| 022 COPIER FEES | 100.00 | - | 100.00 | | 0.00 | 0.00 |
| * 023 TAX INTEREST | 6,500.00 | 10,068.04 | 21,500.00 | | 24,500.00 | 24,500.00 |
| * 025 LIEN COST | 1,500.00 | 1,834.21 | 3,200.00 | | 3,300.00 | 3,300.00 |
| * 026 REVENUE SHARING | - | 111,917.24 | 669,763.00 | | 743,536.00 | 746,536.00 |
| * 027 HOMESTEAD REIMBURSEMENT | 161,788.00 | 161,787.96 | 320,498.00 | | 393504.00 | 393504.00 |
| * 028 VETERAN REIMBURSEMENT | - | - | 3,000.00 | | 3,000.00 | 3,000.00 |
| * 029 TREE GROWTH REIMBURSEMENT | - | - | 5,250.00 | | 5,500.00 | 5,500.00 |
| * 030 BETE REIMBURSEMENT | 1,443.75 | 1,478.00 | 2,712.00 | | 4,000.00 | 4,000.00 |
| 031 FAX SERVICES | 10.00 | 71.65 | 100.00 | | 0.00 | 0.00 |
| 032 NOTARY SERVICES | 5.00 | - | 20.00 | | 0.00 | 0.00 |
| 033 INSURANCE REIMBURSEMENT | 750.00 | 17,571.80 | 2,000.00 | | 4,600.00 | 4,600.00 |
| 136 BANK INTEREST | - | - | 5,250.00 | | 9,500.00 | 9,500.00 |
| GENERAL GOVT REVENUE | 624,206.75 | 825,968.26 | 1,966,213.00 | | 2,123,590.00 | 2,123,590.00 |
| Dept: 03 PLANNING BOARD | 50.00 | - | 0.00 | | 0.00 | 0.00 |
| Dept: 05 PUBLIC SAFETY | | | | | | |
| 101 FIRE DEPT PERMITS | - | - | 0.00 | | 0.00 | 0.00 |
| 105 ACO LATE FEES | 150.00 | 475.00 | 300.00 | | 0.00 | 0.00 |
| PUBLIC SAFETY REVENUE | 150.00 | 475.00 | 300.00 | | 0.00 | 0.00 |
| Dept: 06 PUBLIC WORKS | | | | | | |
| 101 CULVERT REIMBURSEMENT | 500.00 | - | 1,000.00 | | 0.00 | 0.00 |
| * 106 LOCAL ROAD ASSISTANCE | 32,000.00 | - | 69,000.00 | | 69,600.00 | 69,600.00 |
| PUBLIC WORKS REVENUE | 32,500.00 | - | 70,000.00 | | 69,600.00 | 69,600.00 |
| Dept: 07 TRANSFER STATION | | | | | | |
| 001 TIRES | 250.00 | 830.00 | 500.00 | | 1,200.00 | 1,200.00 |
| 002 PUNCH CARDS | 325.00 | 2,418.00 | 2,500.00 | | 0.00 | 0.00 |
| 003 RECYCLING | 7,000.00 | 1,015.50 | 20,000.00 | | 20,000.00 | 20,000.00 |
| 004 MISCELLANEOUS | 25.00 | 11,476.40 | 200.00 | | 4,000.00 | 4,000.00 |
| * TRANSFER STATION REVENUE | 7,600.00 | 15,739.90 | 23,200.00 | | 25,200.00 | 25,200.00 |
| Dept: 10 GENERAL ASSISTANCE | | | | | | |
| 001 GA REIMBURSEMENTS | 100.00 | 266.21 | 200.00 | | 0.00 | 0.00 |
| GENERAL ASSISTANCE REVENUE | 100.00 | 266.21 | 200.00 | | 0.00 | 0.00 |
| OTHER INCOME MSAD#52 | - | - | 0.00 | | 100,020.00 | 100,020.00 |
| Revenue Totals: | 664,606.75 | 842,449.37 | 2,059,913.00 | | 2,318,410.00 | 2,318,410.00 |

| Unpaid Real Estate Taxes | | |
|---------------------------------|------------------|--|
| Name | Balance Due | |
| 2019 | | |
| *JOHNSON, HELEN A | 2,322.34 | |
| Total Outstanding 2019 | 2,322.34 | |
| 2020 | | |
| BOUEGEOIS, DERRICK | 14.91 | |
| DUBE, MICHAEL C | 5.69 | |
| JACKSON, DANIEL | 104.70 | |
| JOHNSON, HELEN A | 3,051.07 | |
| MERRILL, DEBRA A | 0.38 | |
| MURDOCK-DAY, KERRI A | 20.57 | |
| PERKINS, ROBERT | 40.54 | |
| ROY, TIMOTHY A | 93.50 | |
| Total Outstanding 2020 | 8667.54 | |
| 2021 | | |
| ALLARD, DANIEL P | 1,521.20 | |
| BISSON, TOBY L | 971.58 | |
| BOUEGEOIS, DERRICK | 199.67 | |
| BROUSSEAU, DANA R | 2,156.25 | |
| CLARK, NEAL A | 657.87 | |
| DUBE, MICHAEL C | 1,213.85 | |
| ETHRIDGE, SANDRA J | 635.24 | |
| ETHRIDGE, WILLIS R | 147.99 | |
| GRIMMEL, RODNEY | 1,324.36 | |
| HARRIS, ALBERT ROSS JR | 308.55 | |
| HOWES, CRYSTAL M | 3,222.81 | |
| IANNOTTI, MICHAEL | 2,389.36 | |
| JACKSON, DANIEL | 1,111.41 | |
| JOHNSON, HELEN A | 2,952.05 | |
| LEPPALA, SHELDON | 732.22 | |
| MASON, MARGARET A | 1,111.41 | |
| MCLEAN, NICOLE M | 668.03 | |
| MERRILL, DEBRA A | 3,102.85 | |
| MURDOCK-DAY, KERRI A | 3,164.68 | |
| NICKERSON, RONALD M | 1,030.94 | |
| PERKINS, ROBERT | 459.90 | |
| PINARD, ARMAND | 609.84 | |
| RAC, JOHN | 4,718.70 | |
| ROY, TIMOTHY A | 1,679.87 | |
| SPEAR, RODNEY W | 1,757.78 | |
| STEVENS, KENNETH L | 189.31 | |
| WILBUR, GLENN T | 966.55 | |
| WOODMAN, ALICE J. F. | 1,694.19 | |
| Total Outstanding 2021 | 40,698.46 | |

| 2022 | | |
|-------------------------|----------|--|
| ALLARD, DANIEL P | 1,505.07 | |
| BERGERON, WILLIAM JR | 187.43 | |
| BISSON, TOBY L | 613.18 | |
| BLACKWOOD, ELISABETH | 912.93 | |
| BOUEGEOIS, DERRICK | 123.77 | |
| BROUSSEAU, DANA R | 1,479.78 | |
| CLARK, NEAL A | 683.56 | |
| CONSALVO, ANGELA A | 245.24 | |
| COUTURE, RYAN | 1,241.51 | |
| COUTURE, RYAN | 729.10 | |
| DUBE, MICHAEL C | 629.28 | |
| ETHRIDGE, SANDRA J | 340.87 | |
| ETHRIDGE, WILLIS R | 98.00 | |
| GRIMMEL, RODNEY | 1,597.06 | |
| HARRIS, ALBERT ROSS JR | 544.19 | |
| HEBERT, CASSANDRA | 1,404.34 | |
| HOWES, CRYSTAL M | 1,630.64 | |
| IANNOTTI, MICHAEL | 1,356.49 | |
| JACKSON, DANIEL | 578.22 | |
| JOHNSON, HELEN A | 1,495.69 | |
| LACROIX-SANFORD, STORMI | 853.97 | |
| LANGELIER, BERT | 303.53 | |
| LEPPALA, SHELDON | 649.06 | |
| MASON, MARGARET A | 578.22 | |
| MCLEAN, NICOLE M | 418.15 | |
| MERRILL, DEBRA A | 1,570.85 | |
| MURDOCK-DAY, KERRI A | 1,601.66 | |
| NICKERSON, RONALD M | 613.18 | |
| PARE, SCOTT & BELINDA | 627.90 | |
| PERKINS, ROBERT | 253.48 | |

| | | |
|-------------------------------|--------------------|--|
| PINARD, ARMAND | 664.69 | |
| RAC, JOHN | 2,376.26 | |
| ROY, TIMOTHY A | 861.57 | |
| SPEAR, RODNEY W | 900.67 | |
| STE MARIE, DAVID | 357.43 | |
| STEVENS, KENNETH L | 1,378.57 | |
| TEACUTTER, DONALD | 1,429.08 | |
| WILBUR, GLENN T | 1,214.83 | |
| WOODMAN, ALICE J. F. | 868.93 | |
| Total Outstanding 2022 | 46,466.20 | |
| Grand Total | \$98,154.54 | |

UNPAID PERSONAL PROPERTY TAXES 2022

**Unpaid personal property taxes
2021 & prior**

Unpaid as of 6/30/2022

| | | | |
|---|-------------------|------------------------------------|-------------------|
| BILL'S AUTO SALES & TRANSPORT | \$48.44 | AMOS DEVELOPMENT CO, LLC | 1,312.50 |
| BILL'S AUTO SALES & TRANSPORT | 47.87 | ASPHALT SERVICES | 875.00 |
| BILL'S AUTO SALES & TRANSPORT | 48.50 | AT&T MOBILITY LLC | 743.75 |
| BILL'S AUTO SALES & TRANSPORT | 49.60 | BILL'S AUTO SALES & TRANSPORT | 332.50 |
| BILL'S AUTO SALES & TRANSPORT ELAVON | 48.82 18.13 | BILL'S REPAIR SERVICE | 12.25 |
| ELITE BODY ESSENTIALS | 355.87 | BUBIER CONSTRUCTION INC | 1,312.50 |
| ELITE BODY ESSENTIALS | 351.68 | BUSY LITTLE BEES | 43.75 |
| ELITE BODY ESSENTIALS | 356.35 | CENTRAL MAINE POWER COMPANY | PAID |
| ELITE BODY ESSENTIALS | 364.40 | COCA-COLA BOTTLING OF NNE, INC | PAID |
| ELITE BODY ESSENTIALS | 357.09 | DIRECTV LLC | 98.88 |
| ELITE BODY ESSENTIALS | 141.32 | ELAVON INC | 8.75 |
| FUTURE POOLS AND SPAS | 22.36 | ELITE BODY ESSENTIALS | 420.00 |
| FUTURE POOLS AND SPAS | 22.10 | EPIC NUTRITION | 43.75 |
| FUTURE POOLS AND SPAS | 22.39 | ERIC REED | 17.50 |
| JK CAPITAL INC | 281.71 | EXCAVATE MAINE LLC | PAID |
| JK CAPITAL INC | 285.45 | FUTURE POOLS AND SPAS | 262.50 |
| JK CAPITAL INC | 291.91 | GETCHELL BROS.INC | 13.13 |
| FUTURE POOLS AND SPAS | 22.89 | GOWELL'S SHOP & SAVE | PAID |
| LEAF CAPITAL FUNDING LLC | 62.17 | GREENE VILLAGE PHARMACY | 87.50 |
| MECAP LLC | 11.18 | HOBIE'S HOME HEATING | 43.75 |
| MECAP LLC | 11.05 | JKA MAINE ACADEMY | 35.00 |
| MECAP LLC | 11.19 | JTH MASONRY | 43.75 |
| MUZAK LLC | 3.91 | LEAF CAPITAL FUNDING, LLC | 30.63 |
| PERKINS TRUCK & TRAILER | 544.99 | PERKINS TRUCK & TRAILER | 306.25 |
| PERKINS TRUCK & TRAILER | 538.57 | POULIN & SON WHEEL ALIGNMENT | 50.75 |
| POULIN & SON WHEEL & ALIGNMENT | 55.90 | RAY THE ELECTRICIAN | 43.75 |
| RBI PROPERTIES LLC | 272.39 | RHYME & REASON EARLY LEARNING | 131.25 |
| RBI PROPERTIES LLC | 11.44 | SEDGLEY PLACE | PAID |
| RBI PROPERTIES LLC | 11.44 | STEEL IT | 70.00 |
| UNITED PIPE & WELDING INC | 329.97 | UNITED PIPING & WELDING INC | 105.88 |
| UNITED PIPE & WELDING INC | 326.08 | US CELLULAR/GREENE USF | PAID |
| UNITED PIPE & WELDING INC | 343.86 | VIASAT INC. | 7.00 |
| UNITED PIPE & WELDING INC | 241.01 | VISTA MAINE VINEYARDS & CIDERY LLC | PAID |
| TOTAL | \$5,912.03 | TOTAL | \$6,312.69 |

| REAL ESTATE ABATEMENTS 2022 | | | | | | |
|-----------------------------|------------|--------|------|----------|----------|---|
| NAME | MAP & LOT | VALUE | ACCT | MIL RATE | TAX | REASON |
| AREL, STEVE | 09-027 | 12900 | 822 | 0.0171 | 220.59 | CORRECT SIZE ON NEW BARN AND SLAB |
| BECKEY, TIMOTHY | 12-039-001 | 122500 | 2642 | 0.0171 | 2,094.75 | LAND SPLIT TO WRONG PARCEL |
| BECKEY, TIMOTHY | 12-040-ON | 6800 | 2153 | 0.0171 | 116.28 | OUT BUILDINGS ASSESSED TO WRONG LOT |
| CALDWELL, CHRISTOPHER | 09-017 | 21900 | 778 | 0.0171 | 374.49 | BASEMENT WAS NEVER CONSTRUCTED AND BUILDING WAS ADJUSTED |
| CARLISLE, BROCC | 05-059-00B | 24800 | 2430 | 0.0171 | 424.08 | OVERVALUATION BASED ON APPRAISAL |
| DAC VENTURES LLC | 02-062-001 | 33900 | 2479 | 0.0171 | 579.69 | CORRECTED LOCAL AND CURRENT COST MULTIPLIERS BACK TO THE 2008 SCHEDULES FOR BUILDINGS FOR EQUITY PURPOSES |
| DION, GERARD | 12-007 | 225900 | 1061 | 0.0171 | 4,375.89 | ALL BUILDINGS AND SOME LAND LOCATED IN THE TOWN OF LEEDS |
| GOULETTE, TEX | 10-024 | 23600 | 938 | 0.0171 | 403.56 | ACREAGE CORRECTION |
| LAROCHE, GABRIEL | 12-035 | 24250 | 1126 | 0.0171 | 414.67 | HOMESTEAD EXEMPTION OMITTED |
| MORTON, ARTHUR | 09-021-00D | 36000 | 2467 | 0.0171 | 615.60 | SUPPLEMENTAL ISSUED TO WRONG ACCOUNT |
| OUELLETTE, LINDA | 03-033-004 | 1700 | 2646 | 0.0171 | 29.07 | 2 ACRES OF THE SITE VALUE ADJUSTED FOR WETLANDS |
| PARENT, DONALD | 02-047 | 168350 | 98 | 0.0171 | 2,878.78 | ASSESSED TO WRONG PARCEL |
| PARKER, ERIC | 16-011 | 7100 | 1403 | 0.0171 | 121.41 | GREENHOUSE ASSESSED ON WRONG LOT |
| RAY GAGNE REVOCABLE TRUST | 08-011-00A | 161200 | 733 | 0.0171 | 2,756.52 | ERROR IN TITLE |
| RIDLEY, EUGENE | 07-014-001 | 8800 | 2503 | 0.0171 | 150.48 | ADJUSTED FOR WETLANDS AND BUILDING CORRECTION - OVERVALUATION |
| SHOSTAK, MARTIN | 12-005-001 | 24250 | 1059 | 0.0171 | 414.67 | HOMESTEAD EXEMPTION OMITTED |
| STEWART, RUSSELL | 03-034-00B | 28200 | 2443 | 0.0171 | 482.22 | LAND VALUE CORRECTION |
| SWANHOLM, CHRISTIAN | 02-047-001 | 50400 | 2644 | 0.0171 | 861.84 | ASSESSED TO WRONG PARCEL |
| TOWN LINE SELF STORAGE LLC | 02-053-00A | 98000 | 2350 | 0.0171 | 1,675.80 | CORRECTED LOCAL AND CURRENT COST MULTIPLIERS BACK TO THE 2008 SCHEDULES FOR BUILDINGS FOR EQUITY PURPOSES |

TOTAL 15,180.51

| REAL ESTATE SUPPLEMENTS 2022 | | | | | | | |
|------------------------------|-------|----------|------------|------|----------|--------------|--------------------------|
| NAME | LAND | BUILDING | ASSESSMENT | ACCT | MIL RATE | TAX | REASON |
| BECKEY, TIMOTHY | 20800 | 11400 | 32200 | 2653 | 0.0171 | \$ 550.62 | OMISSION |
| BOWE, TIMOTHY | 48300 | 105000 | 153300 | 1265 | 0.0171 | \$ 9,394.74 | COMMERCIAL OMISSION |
| BURGESS, CHERYL | 88800 | 72400 | 161200 | 733 | 0.0171 | \$ 2,756.52 | ERROR IN TITLE |
| CHENEY, HERBERT | 0 | 0 | 0 | 2651 | 0.0171 | \$ 919.98 | OMISSION |
| DAC VENTURES, LLC | 33500 | 0 | 33500 | 2479 | 0.0171 | \$ 7,488.09 | COMMERCIAL OMISSION |
| LECLERC, TODD C | 52300 | 300700 | 353000 | 2649 | 0.0171 | \$ 8,514.09 | COMMERCIAL OMISSION |
| OUELLETTE, LINDA | 36000 | 0 | 36000 | 2647 | 0.0171 | \$ 615.60 | OMISSION |
| PARENT, DONALD | 62200 | 18400 | 80600 | 2644 | 0.0171 | \$ 1,378.26 | ASSESSED TO WRONG PARCEL |
| ROBITAILLE, JESSE | 0 | 0 | 0 | 2650 | 0.0171 | \$ 636.12 | OMISSION |
| SWANHOLM, CHRISTIAN | 65400 | 97000 | 162400 | 98 | 0.0171 | \$ 2,777.04 | ASSESSED TO WRONG PARCEL |
| TOWN LINE SELF STORAGE | 46500 | 0 | 46500 | 2350 | 0.0171 | \$ 13,245.66 | COMMERCIAL OMISSION |

TOTAL 48,276.72

| PERSONAL PROPERTY SUPPLEMENTS 2022 | | | | | |
|------------------------------------|-------|------|----------|----------|--|
| NAME | VALUE | ACCT | MIL RATE | TAX | |
| A TO Z WATER TREATMENT | 24000 | 338 | 0.0171 | \$410.40 | |
| CARONS TRUCK & EQUIPMENT | 8000 | 337 | 0.0171 | \$136.80 | |
| DESERT WOLF FARM | 8000 | 336 | 0.0171 | \$75.24 | |
| KIMS SHARPER IMPRESSIONS | 3000 | 334 | 0.0171 | \$51.50 | |

TOTAL \$51.50

| PERSONAL PROPERTY ABATEMENTS 2022 | | | | | |
|-----------------------------------|-------|------|----------|----------|--------------------------------------|
| NAME | VALUE | ACCT | MIL RATE | TAX | REASON |
| AFFORDABLE WATER TREATMENT | 24500 | 287 | 0.0171 | \$418.95 | NO LONGER IN BUSINESS AS OF 4/1/2021 |
| FARRIS CONSTRUCTION COMPANY | 1000 | 32 | 0.0171 | \$17.10 | NO BUSINESS SIGN |
| RICHARD BELANGER CONSTRUCTION | 1000 | 331 | 0.0171 | \$17.10 | DUPLICATE ACCOUNT |

TOTAL \$453.15

Report of Deputy Town Clerk

The population of Greene reported from the 2020 Census was 4,376. That would be a growth of 26 people in a 10-year span.

Greene recorded: in 2022: 18 marriages 17 births 28 deaths.

Marriage License intentions can be obtained from the Clerk; the fee is \$40.00.

If you plan to apply for a marriage license, please be at the office no later than 3:00 p.m. as this is a time-consuming process.

The following information is needed when applying for a license: Maiden name of mother for both parties; the state both your parents were born in and a certified copy of a divorce decree or death certificate if applicable.

Marriage license, birth and death certificates are not automatically sent to you. You must come to the town office for a certified copy.

The fee is \$15.00 for one copy and \$6.00 for each additional copy purchased at the same time.

Dogs licensed in 2022:

| | | | |
|-----|-----------------|---|-------------|
| 27 | Males/Females | 0 | Service Dog |
| 101 | Neutered/Spayed | 0 | Kennels |

Fees to license a dog are \$6.00 for Neutered/Spayed and \$11.00 for Male/Female. Late fees begin February 1st of \$25.00 per dog. All dogs over 6 months of age SHALL be licensed, even if the dog stays inside the house. If the dog is new to Greene, it must be licensed in Greene. Replacement tags for this are available for \$1.00.



Animal Control Officer is Wendell Strout and can be reached at (207)212-2395.

Transfer Station Stickers & Punch cards: Please bring in your current registration as this makes the process much quicker for helping us quickly verify all necessary information. The Transfer Station is only for Greene residents. Punch cards are not available to renters, but stickers are.

Respectfully submitted,

Anne Swiatocha, Deputy Town Clerk

Report of Registrar

As of December 31, 2022, the registered voters in the Town of Greene are as follows:

| | | | |
|------|-------------|------|-------------------|
| 835 | Democrat | 223 | Green Independent |
| 1259 | Republican | 1175 | Unenrolled |
| 4 | Libertarian | | |

Total 3,496 voters

This year we have 39 more voters.

Please remember it is your responsibility to keep your voter registration information up to date. Your name, mailing and physical addresses must be current to vote. It will take more time at voting if we have incorrect information. This could also hinder petitions you may have signed. Next time you are at the town office to register your car you can always check to make sure your information is current.

Greene is one of the few communities that still have the Town Meeting form of government. In 2022, this is a two-part meeting. The first part was held on Thursday May 20th from 2pm-8pm when you voted for Board of Selectmen and School Board Director. The second part is when the residents convened at the Greene Fire Station on May 22nd, 2022 at 9AM to vote on the town's budget. Absentee ballots are available for the first part of the meeting. The second part of the meeting you must be present to vote.

The election for the 2023/2024 Fiscal year is August 1st, 2023 for Articles 1 & 2 to vote on Board of Selectmen and MSAD52 School Board from 1:00 to 7:00pm. The second part of the town meeting will take place at Greene Central School on August 5th at 9:00am. If you have any questions about voting and elections, please contact the Greene Town Office or visit our website at townofgreene.net.

I personally want to thank the warden, election clerks and helpers who took time out of their busy schedules to work the elections. The success of our election relies upon the dedication and work that they perform. If you would like to be an election clerk, please contact the Greene Town Office or visit our website at townofgreene.net.

Respectfully submitted,

Julie Vye, Registrar of Voters

Greene Community Scholarship Committee 2022

The Greene Community Scholarship Committee raises funds for deserving students who are bound for college and post-secondary technical schools. In the past 18 years, 57 students have received scholarship awards totaling \$59,450.

The committee would like to thank the voters of Greene for their continued support of our young graduates wishing to further their education. The scholarships make a difference in the ability for these young people to follow their dreams.

The 2022 Greene Community Scholarship recipient was

Eve Martineau \$1,500.00

Respectfully Submitted,

Carol Buzzell

Bureau of Motor Vehicles Municipal Agent Report
Anne Swiatocha-Municipal Agent
January 1, 2022-June 30, 2022

All first-time registrations will be processed

Monday from 8:30 am to 6:45 pm

Tuesday - Friday from 8:30 am to 3:45 pm

'No new registrations will be processed 15 minutes before the office closes.'

Titles: Titles are required for vehicles 1995 and newer. Information on the back of the title **must** be done by the seller of the vehicle. This would include names and address of who is buying the vehicle, current mileage, and signatures of who is selling the vehicle. Mileage is required on ALL vehicles, even if the title has exempt written on it. If the odometer is broken, we need the mileage that is there, and we will address the issue at the time of registration.

Bill of Sale: Must include, date, who it is sold to, who is selling the vehicle, VIN, mileage and the amount sold for. Both buyer(s) and seller(s) must sign the bill of sale.

SR22 Insurance Filers: Please inform us of your status before we begin your registration. This applies to new and renewal registrations. We now have a phone number to call and will save you a trip to the BMV.

Transfers: You can only receive credit on a transfer if you have sold or transferred ownership of the vehicle. Please bring your old yellow registration with you to the Town Office.

Insurance Card: You must have an insurance card valid for the day you register. If you do not have a current insurance card, you can have your insurance company fax us a copy at (207) 946-2102.

Online Renewal Registration: You can renew your registration online by clicking on the Rapid Renewal icon on the Town of Greene's website. Have your current registration, mileage, and insurance card available.(new registrations can not be done through Rapid Renewal.)

Payments Accepted: Cash, checks (**payable to Town of Greene**), debit or credit cards. There is a 2.5% convenience fee charged by the vendor to process credit and debit card payments.



Department of Inland Fisheries & Wildlife Agent Report
2022

Anne Swiatocha, Municipal Agent



Fish & Game licenses issued:

| | | | |
|-----------------------------|----|------------------------------------|---|
| Archery | 9 | Non-resident 15-Day Fishing | 0 |
| Bear | 3 | Non-resident Season Fishing | 1 |
| Coyote Permit | 0 | Over-70 Lifetime | 1 |
| Crossbow | 3 | Pheasant Permit | 0 |
| Expanded Archery Antlerless | 4 | Resident 1- or 3-day Fishing | 0 |
| Expanded Archery Either Sex | 3 | Resident Apprentice Hunt | 0 |
| Fishing | 66 | Resident Serviceman Combo | 1 |
| Hunting | 8 | Resident Serviceman Dependent Fish | 1 |
| Hunting & Fishing Combo | 47 | Saltwater Fishing Registry | 4 |
| Junior Hunting | 1 | Small Game | 0 |
| Migratory Waterfowl | 2 | Spring/Fall Turkey | 8 |
| Muzzleloader | 0 | Superpack | 1 |

Recreational Vehicles issued:

| | NEW | RENEWALS |
|--------------------------------------|-----|----------|
| ATV | 29 | 102 |
| Boat | 46 | 194 |
| Personal Watercraft | | 4 |
| Snowmobile | 50 | 135 |
| Non-resident Lake & River Protection | 3 | |

The Department of Inland Fisheries and Wildlife is now providing the ATV & Snowmobile laws digitally. **Printed copies will no longer be available.** It's convenient, easy, flexible and it helps the Maine outdoors. Even without internet service, smartphone users can access their pre-downloaded law book to check technical rule, confirm registration fees, etc. Download yours today!

Resident Lifetime Licenses for hunting, fishing, trapping and archery are available to residents of Maine who are 65 years of age or older and residents who are 15 years of age or younger. Invest now in the future of Maine's Fish & Wildlife. Pass on a Maine tradition and a gift that will last a lifetime.

Do you need to take an outdoor safety course to obtain your license for firearms, archery, crossbow or trapping or a training course for ATV and snowmobile? For course listings visit the IF&W website at www.mefishwildlife.com. Safety is everyone's responsibility and it begins with you.

Ride Safe & Respect the Landowner.

Help stop wildlife violations. Operation Game Thief. 1-800-ALERT US (253-7887)



Town of Greene

220 Main Street

Greene, ME 04236

Tel. (207) 946-5146 ~ Cell (207) 415-8139

E-Mail: ceo@townofgreene.net

Hello friends and neighbors;

2022 is behind us and we're rolling through 2023. There were many improvements around the town and those improvements help all of us. Larger tax base helps keep the mill rate in check and any improvement on a lot helps to increase the value of every lot around it. I'm truly impressed with the ambition of many of our neighbors.

Toward the end of the year, circumstances forced me to take an extended leave of absence. I want to thank Dennis Douglas and the Town of Sabattus for stepping up to fill the need during that time.

2022 saw a total of 59 Building Permits issued. The detail follows:

19 New Homes

10 Garages

14 Sheds

4 Additions

3 Other – 1 Foundation

1 Chicken Coop

1 Office Trailer

On the plumbing side, the following permits were issued:

33 Sub Surface Waste Water Permits

28 Plumbing Permits

5 Replacement Tank

The town of Greene also issued 14 Marijuana Licenses for cultivation facilities.

I'm here at the town office Monday through Friday, 8:30 AM to 4:00 PM, or by appointment. Bring your ideas and we'll match them with the ordinance. As much as I would like to say everyone is free to do what they wish with their own land, we need to protect the rights of the land owners around them, too.

Here's to your success in all you do in the coming year.

Respectfully,

Brent Armstrong

CEO, LPI; Town of Greene

Greene Planning Board

The post-pandemic schedule for the Planning Board has been busy. The board has reviewed several plan amendments to change lot lines or rearrange some of the lots in a given subdivision and held Public Hearings. The board has reviewed Change of Use Applications and the Marijuana Establishment License Applications for the growing establishments in town. There have been several expansion/renovation plans in the Limited Residential District (Shoreland Zone) brought to the board for review.

The board reviewed changes to land use ordinances that have been brought in for language changes and corrections to the ordinance. The board has seen the pre-application for a new Open Space Subdivision plan, the plan for a new Wedding Event Center and several miscellaneous changes to other plans. The board held Workshops to familiarize all members with Shoreland Zone Ordinances in the Limited Residential District and also the Marijuana Ordinances.

The Planning Board has gained new members in 2022 and all the seats are filled. Anyone interested in serving on the board should still contact the town office and inquire about any openings. Change is good and a fresh pair of eyes can help to fill a position that is being vacated by someone who feels it is time someone else took over. If you think you would like to become a member of the Greene Planning Board please call the town office and let them know. Feel free to attend and observe one or more of the monthly meetings. Meetings are scheduled for the second Tuesday of each month at 6:30 PM at the Town Office Building. Schedule changes are noted on Cable TV. Volunteering for a position on the Board is a great way to get involved in your town.

Peter A. Jolicoeur, Secretary

Town of Greene Planning Board

Other members included;

- Don Ferrara, Chairman
- Mark Randall
- Byron Boyington
- Joe Turmel
- Don Bedford
- Dave Warriner

GREENE VOLUNTEER FIRE DEPARTMENT

It is with great pleasure to present you with the 67th Greene Volunteer Fire Department annual report. The men and women of our department take great pride in our town and are committed to helping our community stay safe. In 2022, our Firefighters and EMT's responded to 494 calls within the Town of Greene and our neighboring towns.

Last year, in addition to regular annual training and monthly station/equipment maintenance and inspections, we were able to schedule training for additional certifications. In October, 16 students began an 8 month Advanced Fire School sanctioned by the Maine Fire Service Institute.

As always, The Greene Volunteer Fire Department would like to recommend ways to help you stay safe and healthy.

- * Install smoke and Co detectors in your home. Replace the batteries twice a year.
- * Keep an adequate amount of fire extinguishers. Know how to use them and inspect them frequently.
- * If you burn wood or wood pellets, be sure to clean or have your chimney or stove pipe cleaned regularly.
- * Use your seat belts while driving.
- * Slow down when roads are wet, icy or snow covered.
- * Don't hesitate to dial "911" in an emergency. Seconds count.
- * If you plan to burn brush, please obtain a free burning permit at Wardensreport.com

We would like to extend a sincere thanks to all of our Mutual Aid Fire Departments, Androscoggin County Sheriffs Department, Androscoggin County Dispatch, Maine State Police and United Ambulance Service for their continued support to our town.

Respectfully submitted

John Soucy

Fire/Rescue Chief

Julia Adams Morse Memorial Library

Morse Library welcomed a new Director, Ileshea Stowe. Ileshea lives in Poland and brings lots of energy and new ideas. 2022 saw our highest number of visitors ever, and many new card holders.

Story Time is back on Friday mornings! Our volunteers, Nancy Hinds, Jan Courant, Claire Dick and Lynn Busch have made this a popular event for parents, grandparents, and kids. Most months, the library scheduled a speaker on a variety of topics, including Maine barns, Maine's Poet Laureate, Mission Working Dogs, gardening, and a Seed Swap. Our library book group meets monthly. Vista of Maine has generously offered meeting space during the spring and summer. We enjoy Vista's cider while talking about our latest read.

Our patrons are generous with their time and resources. Sue Turcotte, Brenda Theriault, Linda Langlin, Candy Greenwood, Becky Cote, Justin LaFontaine and Linda Grandmason pitch in in various ways. Our student volunteer, Kimmie Deschene, brings her tech and other talents. We were fortunate to receive a bequest from Bert and Betty Murch that will go towards an outdoor play space.

Libraries are more than books! There are laptops, movie and TV series DVD, a large puzzle collection, audiobooks, and magazines. The Maine State Park Vehicle pass is popular, as are the snowshoes, Audubon outdoor backpacks, rock hunting kits, telescope, digital camera, and microscope that you can borrow. You can log in to the Cloud Library, and Digital Maine Library from home. The library's catalog is online at www.jammlibrary.org. If we don't have book you're looking for, we can usually order it through Interlibrary Loan and get it quickly.

For those interested in genealogy, the library now has Maine census records from 1800 -1930.

Thanks to our other staff, Lynn Busch, Donna Plourde and Sandra Boyle for all they do to make the library a place where everyone is welcome. Our Trustees give of their time and talents too. The Selectmen helped out more than once this year when we had unexpected repairs. And the financial support of citizens of the Town of Greene makes our community library possible.

Trustees: Deborah Beam ('23), Greg D'Augustine ('26), Christine Gianopoulos ('25), Todd Hofacker ('22) and Jeannie Negley ('24)



Ella Augusta Thompson Trust Fund
Financial Report 1/1/22 - 6/30/22

| | | | |
|-------------------------|-------------------------------------|--------------|------------------|
| Beginning Balance | 1/1/22 | | \$ 6,351.17 |
| Income | | | |
| | Investment Income | \$ 10,000.00 | |
| | Donations | \$ - | |
| | Credit from Prior Year (LH Stewart) | \$ 151.18 | |
| | Bank Interest | \$ 3.60 | |
| Total Income | | | \$ 10,154.78 |
| Total Revenue | | | \$ 16,505.95 |
| Total Disbursements | | | \$ 10,025.05 |
| Balance | 6/30/22 | | \$ 6,480.90 |

| | | | |
|-------------------------|-------------------------|-------------|------------------|
| Disbursements | | | |
| | Central Maine Power | \$ 816.62 | |
| | LH Stewart | \$ 5,229.67 | |
| | Greene Village Pharmacy | \$ 2,925.86 | |
| | Bedard Medical, Inc. | \$ 1,052.90 | |
| Total Disbursements | | | \$ 10,025.05 |

Ten (10) individuals assisted in the 1/1/22 - 6/30/22 time period:

| | | |
|-----------|-------------|------------------|
| 1 | \$ 524.46 | |
| 2 | \$ 2,357.97 | |
| 3 | \$ 39.30 | |
| 4 | \$ 317.62 | |
| 5 | \$ 2,710.02 | |
| 6 | \$ 604.31 | |
| 7 | \$ 164.36 | |
| 8 | \$ 1,180.13 | |
| 9 | \$ 1,268.01 | |
| 10 | \$ 858.87 | |
| Total | | \$ 10,025.05 |

The town is in the process of finalizing reports to validate Ella Thompson data against.

The members of the Ella Thompson Committee would like to thank Ellen Wood and Don Rose for their years of service and dedication. Both retired from the committee in 2023.

Ella Augusta Thompson Trust Fund
Portfolio Summary 1/1/22 - 6/30/22

| | Market Value |
|-------------------------|----------------|
| Cash & Cash Equivalents | \$ 80,893.85 |
| Fixed Income | \$ 542,611.68 |
| Equity / Stocks | \$1,478,072.77 |
| Grand Total | \$2,101,578.30 |

| Equity / Stocks | |
|------------------------|----------------|
| Communication Services | \$ 74,373.30 |
| Consumer Discretionary | \$ 181,631.80 |
| Consumer Staples | \$ 36,137.40 |
| Energy | \$ 23,164.80 |
| Financials | \$ 142,318.95 |
| Health Care | \$ 258,566.92 |
| Industrial | \$ 151,303.20 |
| Information Technology | \$ 460,989.80 |
| Mutual Funds - Equity | \$ 149,586.60 |
| Total Equity - Stocks | \$1,478,072.77 |

In the time period 1/1/22 - 6/30/22, the Board of Selectmen and the Ella Augusta Thompson Trust Fund Committee approved 6 warrants. A total of \$10,025.05 was disbursed, all of it for individuals.

Income for this period was \$10,003.60 with a balance of \$6,351.17 carried forward from 2021. The checkbook balance as of 6/30/22 is \$6,480.90. A vendor credit of \$151.18 from an over payment to LH Stewart was deposited in January 2022.

Respectfully submitted,

Sandra B. Bubier
Bob Hendon
Erica LaFontaine

Don Rose
Ellen Wood

Greene Village Day Celebration Committee Report

We were delighted to bring back the Greene Village Day Celebration this year. The event took place on Saturday September 10th, 2022. The theme of the celebration this year was “Small Town Roots: Back Together Again” which was voted on by the committee. After several years of the celebration being held off due to the pandemic, what better way to start anew by getting the community back together. The committee hosted a logo design contest and the winner of the logo was Greene resident, Deborah Conrad. Mildred Rideout was this years Grand Marshall and the Town of Greene and all of its citizens would like to thank her again for her service and dedication to our community. Keeping with tradition, we held a parade down Main Street organized and implemented by BOS REP John Soucy. The main events of the day were held at Recreational Park in coordination with the Greene Youth Athletic Association soccer events held that day. Other events were the Pancake Breakfast and Chili/Pie contest held at the Androscoggin Grange #8, Book Sale and activities held at the Julia Adams Morse Memorial Library, Granite Cutting Demonstration and actives held at the Greene Historical Society, Fireman’s Muster presented by the Greene Fire Department, Dick Clark’s Toot n’Chug Garden Railroad, Kids Bike Raffle Drawing sponsored by Stepping Stones Daycare, JKA Karate Demonstration, Magic Show featuring “Magic Fred” on behalf of Party Palooga and Roundabout Farm Miniature Horse Rides with Philip Trundy. The amazing food available at the event was provided by Greene Christian Community Church, Val-Greene Farm Market, Roaming Eats, and Scout Troop #187. We had great success with our Chili and Pie contests at the Grange with each winner receiving a \$50.00 gift certificate. Thank you to Rebecca Brooke for heading up this event. Our Cow Flop Bingo, a time honored tradition, was a hit and we thank the Knowlton family for providing the baby cow! Citizens had fun with the Wife Carry, Women’s Skillet Throw contests organized by Breanna Allard and Caitlin Saras.

Fundraising for this event came in the form of donations from local business as well as our “Greene Village Day Apparel” and “Greene Village Day Cookbook” sales.

Thank you to all the individuals who donated recipes and to Rebecca Brooke for designing the cookbooks. Thank you to the Town of Greene office clerks Anne Swiatocha, Annie DeRocher and their families for volunteering their time during the event.

Thank you to all the organizations, volunteers, and sponsors who helped make this event a success:

| | |
|--|---|
| Town of Greene | A & A Hardware |
| Greene Village Day Celebration Committee | Ron’s Family Barber Shop |
| Greene Fire Department/Auxiliary | Black Tie Cannabis |
| Greene Historical Society | JKA Maine Karate Academy |
| Greene Youth Athletic Association | Scout Troop #187 |
| Greene Gators PTC | Northland Truevalue Hardware |
| Greene Christian Community Church | Scout Troop #1524 |
| Greene Baptist Church | Dick Clark - Toot n’ Chug Railroad |
| Greene Conservation Commission Committee | Roaming Eats |
| Greene Budget Committee | Roundabout Farm Miniature Horses |
| Julia Adams Morse Memorial Library | The Great Stephan Cornish - Party Palooga |
| Androscoggin Grange #8 | Nickerson’s Septic Tank Services |
| Stepping Stones Early Learning Center | Vista of Maine Vineyard & Cider |
| Elite Body Essentials | The Meadows Senior Living Center |
| Gowell’s Shop’n Save | Farris Equipment |

We hoped you had a wonderful time filled with fun, tradition, and good ol’ hometown community festivities. Please understand the immense amount of effort that goes into creating, planning and putting on an event such as this. The committee is always welcoming of members and volunteers, without your help and support, none of this could be possible.

Respectfully submitted,

Julia Coady

Greene Conservation Commission Committee Report

What a wonderful year it has been. Our focus was on our continued progress of maintaining the nature trails off of Recreation Drive. We completed installation of the Greene Village Recreational Park entrance sign in the Spring of 2022 and members Julia Coady and Breanna Allard installed a flower bed garden underneath the sign to complete this project. We created a Facebook page, "Nature Trails at the Greene Recreational Park", to help facilitate information about the trails, updates and events. Members Mike Gagnon, Megan Bates, Breanna Allard and Julia Coady continued maintaining the trails and accessing areas throughout the year. They found that the two bridges located on the Red Trail system were in need of extensive repairs. These bridges were marked with caution tape and roped off until restoration can be completed. Member Julia Coady gave a presentation on the nature trails at the Sawyer Memorial and received a gracious donation from the Sawyer Foundation to benefit the committees future projects. Members of the committee concluded the year by volunteering at the Greene Village Day Celebration. Our goal now will be to continue with upgrades and maintenance projects as needed. Future projects we wish to partake in and complete are:

- Create, install and relocate a new sign at the beginning of the nature trail entrance on Recreation Drive. This will allow the public to better find the entrance to the trails and clearly mark the area. The sign will feature an updated trail map and important information pertaining to the nature trails.
- Repair the two bridges on the Red Trail system. Removing the damaged and decaying material and replacing it with new pressure treated materials.
- Working with the local Boy/Girl Scout Troops to update and repair the amphitheater area. • Work with the Julia Adams Morse Memorial Library to create an interactive "Story Walk" area on the nature trails.
- Continue crafting, painting and installing colored directional signs and update existing signs throughout the three trail systems.

A special thanks to Mike Gagnon for putting in countless hours cutting trees, blowing the trails clean and helping to maintain the area. We would like to thank the Town of Greene, Town Manger and Selectmen for their continued support with this committee. Most of all we would like to thank the citizens of Greene for entrusting us to maintain these trails and other recreational areas within Greene. Without the support of the citizens and the dedicated volunteers of this committee, none of this would be possible.

We continue to encourage the citizens of Greene to explore these trails for walking, running, cross country skiing and snowshoeing throughout the year.

Respectfully submitted,

Julia Coady

Michael Gagnon

Megan Bates

Breanna Allard

**GREENE HISTORICAL SOCIETY
TREASURER'S REPORT
Jan. 1, 2022 - June 30, 2022**

Beginning Balance: Jan. 1, 2022

| | |
|-----------------------------------|--------------|
| Checkbook Balance | \$2,336.14 |
| Prime Share Acct. (Monmouth C.U.) | 25.00 |
| Cash on Hand | <u>43.10</u> |
| Total | \$2,404.24 |

Expenses:
None

Income:

| | |
|-----------------------------|---------------|
| Sale of Calendars | \$303.00 |
| Membership Dues & Donations | <u>131.00</u> |
| Total | \$434.00 |

Ending Balance: June 30, 2022

| | |
|-----------------------------------|--------------|
| Checkbook Balance | \$2,770.14 |
| Prime Share Acct. (Monmouth C.U.) | 25.00 |
| Cash on Hand | <u>43.10</u> |
| Total | \$2,838.24 |

Respectfully submitted,
D. Rose, Treas.

Valley Cemetery Association

The annual meeting of the Valley Cemetery Association was held on May 2nd, 2022 at the town office. The following officers were elected:

Brian Moulton– President

Philip Mower– Vice President

Sally Moulton– Secretary

Donald Rose– Treasurer

It was voted to retain the following directors:

Brian Moulton, Phil Mower, George Farris Jr, Carol Buzzell and Randy Ray.

Vault truck access from Meadow Hill Road has been designed and completed. The annual meeting for 2023 will be held the first part of May, actual time, date and location will be announced and posted in the Sun Journal, Greene Business establishments and on the Town Hall bulletin board.

Lot owners are welcome and encouraged to attend the annual meeting.

Respectfully submitted,
Brian Moulton, President

2023/2024 Town Meeting Appropriations

| Warrant Article # | | Appropriate | Reserve as of 6/1/23 |
|--------------------------|--|------------------------|-----------------------------|
| 16 | Administrative Wages Expense | \$ 287,090.00 | |
| 17 | Employee Expense/Benefit | \$ 246,031.00 | |
| 18 | Administrative Expense | \$ 254,810.00 | |
| 19 | Bookkeeper/Deputy Treasurer | \$ 20,000.00 | |
| 20 | Planning Board Expense | \$ 1,500.00 | |
| 21 | Appeals Board Expense | \$ 200.00 | |
| 22 | Comprehensive Plan Committee Expense | \$ 2,000.00 | |
| 23 | Emergency Management Expense | \$ 2,000.00 | |
| 24 | Fire Truck | \$ | |
| 25 | Fire Truck Capital Reserve | \$ 115,000.00 | \$ 462,931.25 |
| 26 | Fire Protection Expense | \$ 298,925.00 | |
| 29 | Street Lights | \$ 6,600.00 | |
| 30 | Animal Control Expense | \$ 13,314.00 | |
| 32 | Public Works Equipment | \$ 159,725.00 | \$ 121,101.51 |
| 33 | Paving Expense | \$ 527,515.00 | \$ 323,368.13 |
| 35 | Public Works Supervisor wages & benefits | \$ 83,616.00 | |
| 36 | Public Works Road Maintenance Expense | \$ 765,570.00 | |
| 37 | Summer Road Maintenance | \$ 26,500.00 | |
| 38 | Winter Road Maintenance | \$ 99,000.00 | |
| 39 | Public Works - Dirt Roads | \$ 83,600.00 | |
| 40 | Main Street Bridge Capital Reserve | \$ 75,000.00 | \$ 375,396.24 |
| 42 | General Assistance Expense | \$ 8,900.00 | |
| 43 | Conservation Commission Expense | \$ 2,700.00 | \$ 1,419.22 |
| 44 | Parks & Recreation Expense | \$ 7,300.00 | |
| 45 | Parks & Recreation Capital Reserve | \$ 5,000.00 | \$ 30,276.41 |
| 46 | Sabattus Lake Dam Commission Expense | \$ 3,000.00 | |
| 47 | Fish Stocking Reserve | \$ - | \$ 823.45 |
| 48 | Cemetery Care Expense | \$ 1,200.00 | |
| 49 | Transfer Station Operational Expense | \$ 286,680.00 | |
| 50 | Transfer Station Equipment Capital Reserve | \$ 20,000.00 | \$ 50,052.82 |
| 51 | Debt Service | \$ 454,605.00 | |
| 52 | Charitable Expense | \$ 10,950.00 | |
| 53 | Operations Julia Adams Morse Library | \$ 74,957.00 | |
| 54 | Capital Reserve | \$ 50,000.00 | \$ 66,982.40 |
| | Municipal Appropriations | \$ 3,993,288.00 | |
| 41 | County Tax | \$ 521,322.00 | |
| | MSAD 52 School | \$ 5,088,587.00 | |
| | Total Assessment | \$ 9,603,197.00 | |
| | | | |
| 63 | Reduce Total Commitment | | |
| | <i>Excise Taxes (Auto & Boat)</i> | \$ 904,200.00 | |
| | <i>Revenue Sharing</i> | \$ 743,536.00 | |
| | <i>Tax Interest</i> | \$ 24,500.00 | |
| | <i>Lien Costs</i> | \$ 3,300.00 | |
| | <i>Other Projected Income</i> | \$ 42,050.00 | |
| | <i>Homestead Exemption Reimbursement</i> | \$ 393,504.00 | |
| | <i>Veterans Exemption Reimbursement</i> | \$ 3,000.00 | |
| | <i>Tree Growth Reimbursement</i> | \$ 5,500.00 | |
| | <i>Bete Reimbursement</i> | \$ 4,000.00 | |
| | <i>Local Roads Assistance</i> | \$ 69,600.00 | |
| | <i>Transfer Station</i> | \$ 25,200.00 | |
| | <i>Other Income- MSAD#52</i> | \$ 100,020.00 | |
| | Total Reduce Commitment | \$ 2,318,410.00 | |

SPECIAL NOTE

THE FOLLOWING IS ONLY THE
“PROPOSED WARRANT’

AS MUCH AS THE SELECTMEN & OTHER
DEPARTMENTS TRY TO HAVE ALL OF
THEIR WARRANT ARTICLES READY FOR
THE TOWN REPORT PRIOR TO GOING TO
PRINT, THERE ARE OCCASIONS WHERE
LEGALLY THERE COULD BE WARRANT
ARTICLES ADDED OR EVEN DELETED
FROM WHAT’S BEEN PRINTED IN THE
“TOWN REPORT”

THEREFORE:

PLEASE CHECK LEGAL POSTING OF
WARRANT SEVEN DAYS PRIOR TO
TOWN MEETING OR THE TOWN’S WEBSITE:

www.townofgreene.net

PLEASE ATTEND TOWN MEETING
YOUR VOTE COUNTS!

FY 2024 ANNUAL TOWN MEETING WARRANT

July 1, 2023 to June 30, 2024

Androscoggin s.s.

State of Maine

To Brent Armstrong, a resident of the Town of Greene, in the county of Androscoggin, in the name of the State of Maine, you are hereby required to notify and warn the voters of the Town of Greene, in said county, qualified by law to vote in town affairs, to meet at the Greene Town Office, in said Town, on **Tuesday the 1st day of August, A.D. 2023 at 1:00 o'clock** in the afternoon, then and there to act on **Articles 1 and 2** and to notify and warn said voters to meet at the Greene Central School Gymnasium in said Town, on **Saturday, the 5th day of August, A.D. 2023 at 9:00 o'clock** in the forenoon, then and there to act on **Articles 3 through 65**.

The polls for voting on **Articles 1 and 2** will open at 1:00 o'clock in the afternoon and will close at 7:00 o'clock in the evening.

Article 1: To elect a moderator to preside at said meeting.

Article 2: To elect all necessary officers:

Two (2) Selectmen positions include Assessor and Overseer of Poor (3-year term).

One (1) MSAD #52 School Board Director (3-year term).

Article 3: To choose two (2) members of the Ella Augusta Thompson Committee for 3 years.

Article 4: To choose one (1) member of the Julia Adams Morse Library Committee for 5 years.

Article 5: To choose a Budget Committee for the ensuing year.

Selectmen recommend: **9 Members and Selectmen Chairman (or designee)**.

Article 6: To see if the citizens of Greene will vote to authorize the Municipal Officers to spend an amount not to exceed 3/12ths of the budgeted amount in each budget category of the fiscal year 2024 annual budget, except Road Maintenance and Administrative Expense, during the period from July 1, 2024 to the fiscal year 2025 Annual Town Meeting. The Public Works/Road Maintenance and Administrative Expense Budgets can be expended up to 6/12ths during the period from July 1, 2024 to the fiscal year 2025 Annual Town Meeting.

Selectmen recommend: **Accept as Read**

Article 7: To see if the Town will vote to set **August 21, 2023** as the date of commitment for Real Estate and Personal Property Taxes.

Selectmen recommend: **Accept as Read**

Article 8: To see if the Town will vote to charge 8% annual interest on one half taxes not paid by **November 1, 2023** and one half taxes not paid by **May 1, 2024**, pursuant to MRSA Title 36, Section 505.4. (Postmarks will not be accepted)

Selectmen recommend: **Accept as Read**

Article 9: To see if the Town will authorize the Selectmen on behalf of the Town to sell and dispose of any real estate acquired from nonpayment of taxes under such terms as they deem advisable; except that the Municipal Officers shall use the special process required by 36 M.R.S. sec. 943-C for qualifying homestead property if they choose to sell it to anyone other than the former owner(s). The Selectmen may sell at a public auction or by sealed bids after advertising for 30 days on Channel 1301, the Town's website and in the newspaper(s) with option for the owner to quick claim deed for payment of all back taxes, interest and costs due prior to the date of advertising.

Selectmen recommend: **Accept as Read**

Article 10: To see if the Town will vote to authorize the Selectmen to dispose of any Town owned personal property with a value of \$ 2,000.00 or less after advertising on Channel 1301 (also known as Channel 7) and in locations of public notice posting.

Selectmen recommend: **Accept as Read**

Article 11: To see if the Town will authorize the tax collector or treasurer to accept prepayments of taxes not yet committed, pursuant to Title 36 M.R.S.A. s.s 506 and to pay no interest on such prepayments.

Selectmen recommend: **Accept as Read**

Article 12: To see if the Town will vote to pay no interest on the overpayment of Real Estate and Personal Property Taxes.

Selectmen recommend: **Accept as Read**

Article 13: To see if the Town will vote to pay for tax abatements and applicable interest granted during the fiscal year of 2023/2024 from Overlay. (Explanation: The Selectmen, as Assessors are authorized to raise Overlay under Title 36 MRSA s.s 710 but voter authorization is required to spend Overlay. Overlay cannot be more than 5% of the Tax Commitment).

Selectmen recommend: **Accept as Read**

Article 14: To see if the Town will vote to authorize the Municipal Officers to spend an amount not to exceed 3/12ths of the budgeted amount in each budget category of the 2023/2024 annual budget, except Road Maintenance and Administrative Expense, during the period from June 30, 2024 to the 2024/2025 Annual Town Meeting. The Public Works/Road Maintenance and Administrative Expense budgets can be expended up to 6/12ths during the period from June 30, 2023 to the 2024/2025 Annual Town Meeting.

Selectmen recommend: **Accept as Read**

Article 15: To see if the Town will vote to accept all snowmobile money received from the Maine Dept. of Conservation Agriculture, Conservation and Forestry Snowmobile Program and appropriate the money received to the **Greene Dragons Snowmobile Club** for the purpose of maintaining their snowmobile trails, which are open to the public at all times, and to authorize the Municipal Officers to enter into an agreement with the Club, under conditions that Municipal Officers may deem advisable, for the purpose, to whatever type of vehicle the landowner will allow on their property.

Selectmen recommend: **Accept as Read**

Article 16: To see if the Town will vote to raise and/or appropriate the sum of \$287,090.00 for **Administrative Wages Expense Account** for the ensuing year.

Selectmen recommend: **\$287,090.00 3-0**

Budget Committee recommends: **\$287,090.00 7-0**

Article 17: To see if the Town will vote to raise and/or appropriate the sum of \$246,031.00 for the **Employee Expense/Benefit Account** for the ensuing year.

Selectmen Recommend: **\$246,031.00 3-0**

Budget Committee recommends: **\$246,031.00 7-0**

Article 18: To see if the Town will vote to raise and/or appropriate the sum of \$254,810.00 for the **Administrative Expense Account** for the ensuing year.

Selectmen Recommend: **\$254,810.00 3-0**

Budget Committee Recommends: **\$254,810.00 7-0**

Article 19: To see if the Town will vote to authorize the Selectmen and/or Town Manager to hire a **Bookkeeper** and raise and/or appropriate not to exceed \$20,000.00 to be added to Administrative Wages for the ensuing year.

Selectmen recommend: Accept as read

Article 20: To see if the Town will vote to raise and/or appropriate the sum of \$1,500.00 for **Planning Board Expense Account** for the ensuing year.

Selectmen recommend: **\$1,500.00 3-0**

Budget Committee recommends: **\$1,500.00 7-0**

Article 21: To see if the Town will vote to raise and/or appropriate the sum of \$200.00 for **Appeals Board Expense Account** for the ensuing year.

Selectmen recommend: **\$200.00 3-0**

Budget Committee recommends: **\$200.00 7-0**

Article 22: To see if the Town will vote to raise and/or appropriate the sum of \$2,000.00 for **Comprehensive Plan Committee Expense Account** for the ensuing year.

Selectmen recommend: **\$2,000.00 3-0**

Budget Committee recommend: **\$2,000.00 7-0**

Article 23: To see if the Town will vote to raise and/or appropriate \$2,000.00 for the **Emergency Management Expense Account** for the ensuing year.

Selectmen recommend: **\$2,000.00 3-0**

Budget Committee recommends: **\$2,000.00 7-0**

Article 24: To see if the Town will vote to authorize the Selectmen to purchase a new Fire Truck, not to exceed \$900,000.00.

Notes: Delivery of truck would be 24-36 months; Fire Department Truck Capital Reserve fund has a balance of \$462,931.25 as of May 1, 2023)

Selectmen recommend: Accept as read

Budget Committee recommends: Accept as read

Article 25: To see if the Town will vote to raise and/or appropriate not to exceed \$115,000.00 for **Fire Department Truck Capital Reserve fund**.

Selectmen recommend: **\$115,000.00 2-0-1**

Budget Committee recommends: **\$115,000.00 5-0-2**

Article 26: To see if the Town will vote to raise and/or appropriate \$298,925.00 for **Fire Protection Expense Account** for the ensuing year.

Selectmen recommends: **\$298,925.00 2-0-1**

Budget Committee recommends: **\$298,925.00 4-0-3**

Article 27: To see if the Town will authorize the Selectmen on behalf of the Town to sell or dispose of by sealed bid, any Greene Fire Department miscellaneous equipment. All proceeds shall be deposited into the **Greene Fire Department Benevolent Fund**.

Selectmen recommend: Accept as read

Article 28: To see if the Town will authorize the Selectmen on behalf of the Town to sell by sealed bid or trade any Greene Fire Department vehicles toward replacement vehicles. All proceeds from the sale shall be deposited into the **Fire Truck Capital Reserve Fund**.

Selectmen recommend: Accept as read

Article 29: To see if the Town will vote to raise and/or appropriate \$6,600.00 for **Street Lights** for the ensuing year.

Selectmen recommend: **\$6,600.00 3-0**

Budget Committee recommends: **\$6,600.00 7-0**

Article 30: To see if the Town will vote to raise and/or appropriate \$13,314.00 for **Animal Control Expense Account** for the ensuing year.

Selectmen recommend: **\$13,314.00 3-0**

Budget Committee recommends: **\$13,314.00 7-0**

Article 31: To see if the Town will vote to authorize the Selectmen on behalf of the Town to sell by sealed bid or trade of any Town owned property of the Public Works Department. All proceeds shall be deposited into the **Capital Reserve Public Works Equipment** account.

Selectmen recommend: Accept as read

Article 32: To see if the Town will vote to raise and/or appropriate an amount not to exceed **\$160,000.00** and to expend **\$120,000.00** from Capital Reserve Public Works Equipment for the purchase of Freightliner Dump/Plow Truck.

Selectmen recommend: **raise \$159,725.00 and expend \$120,000.00 from Capital Reserve Public Works Equipment. 3-0**

Budget Committee recommends: **raise \$159,725.00 and expend \$120,000.00 from Capital Reserve Public Works Equipment. 7-0**

Article 33: To see if the Town will vote to raise and/or appropriate **\$527,515.00** for **Paving Expense Account** for the ensuing year.

Selectmen recommend: **\$527,515.00 3-0**

Budget Committee recommends: **\$527,515.00 6-0-1**

Article 34: To see if the Town will vote to authorize the Selectmen and/or Town Manager to hire a **Public Works Supervisor**.

Selectmen recommend: Accept as read

Budget Committee recommends: Accept as read

Article 35: To see if the Town will vote to raise and/or appropriate not to exceed **\$68,640.00** for the **Public Works Supervisor** and **\$14,976.00** benefits package to be added to **Employee Expense/Benefit Account**.

Note: If Article 34 does not pass, this article can be passed over.

Selectmen recommend: Accept as read

Budget Committee recommends: Accept as read

Article 36: To see if the Town will vote to raise and/or appropriate **\$765,570.00** for **Public Works Road Maintenance Expense Account** for the ensuing year.

Selectmen recommend: **\$765,570.00 3-0**

Budget Committee recommends: **\$ 765,570.00 7-0**

Article 37: To see if the Town will vote to raise and/or appropriate **\$26,500.00** for **Public Works-Summer Roads** for the ensuing year.

Selectmen recommend: **\$26,500.00 3-0**

Budget Committee recommends: **\$26,500.00 7-0**

Article 38: To see if the Town will vote to raise and/or appropriate **\$99,000.00** for **Public Works-Winter Roads** for the ensuing year.

Selectmen recommend: **\$99,000.00 3-0**

Budget Committee recommends: **\$99,000.00 7-0**

Article 39: To see if the Town will vote to raise and/or appropriate **\$83,600.00** for **Public Works- Dirt Roads** for the ensuing year.

Selectmen recommend: **\$83,600.00 3-0**

Budget Committee recommends: **\$83,600.00 7-0**

Article 40: To see if the Town will vote to raise and/or appropriate \$350,000.00 for **Main Street Bridge Capital Reserve Account**.

Notes: The town has been awarded a grant for \$150,000.00; Balance in Main Street Bridge Capital Reserve Account is \$375,396.24 as of 5/1/23. Projected cost for total project is \$875,000 depending on bid process.

Selectmen recommend: **\$0 3-0**

Budget Committee recommends: **\$75,000.00 7-0**

Article 41: To see if the Town will vote to raise and/or appropriate \$521,322.00 for **County Tax Expense Account** for the ensuing year.

Selectmen recommend: **\$521,322.00 3-0**

Budget Committee recommends: **\$521,322.00 7-0**

Article 42: To see if the Town will vote to raise and/or appropriate \$8,900.00 for the **General Assistance Expense Account** for the ensuing year.

Selectmen recommend: **\$8,900.00 3-0**

Budget Committee recommends: **\$8,900.00 7-0**

Article 43: To see if the Town will vote to raise and/or appropriate \$2,700.00 for the **Conservation Commission Expense Account** for the ensuing year.

Selectmen recommend: **\$2,700.00 3-0**

Budget Committee recommends: **\$2,700.00 7-0**

Article 44: To see if the Town will vote to raise and/or appropriate \$7,300.00 for **Parks and Recreation** for the ensuing year.

Selectmen recommend: **\$7,300.00 3-0**

Budget Committee recommends: **\$7,300.00 7-0**

Article 45: To see what sum of money, if any, the Town will vote to raise and appropriate for a **Parks and Recreation Capital reserve Account**.

Selectmen recommend: **\$5,000.00 3-0**

Budget Committee recommend: **\$0 7-0**

Article 46: To see what sum of money, if any, the Town will vote to raise and/or appropriate to the **Sabattus Lake Dam Commission Expense Account**.

Selectmen recommend: **\$3,000.00 3-0**

Budget Committee recommends: **\$3,000.00 6-0-1**

Note: This will be disbursed if Wales and Sabattus vote to pay their share

Article 47: To see what sum of money, if any, the Town will vote to raise and/or appropriate for the **Fish Stocking Reserve Fund** for the stocking of fish in Allen Pond.

Selectmen recommend: **\$0 3-0**

Budget Committee recommends: **\$0 6-0-1**

Article 48: To see if the Town will vote to raise and/or appropriate **\$6,200.00** for the **Cemetery Care Expense Account** for the ensuing year.

Selectmen recommend: **\$1,200.00 3-0**

Budget Committee recommends: **\$1,200.00 7-0**

Article 49: To see what sum of money the Town will vote to raise and/or appropriate for the **Transfer Station Operational Expense Account** for the ensuing year.

Selectmen recommend: **\$286,680.00 3-0**

Budget Committee recommends: **\$286,680.00 6-0-1**

Article 50: To see if the Town will vote to raise and/or appropriate **\$20,000.00** for the **Capital Reserve Transfer Station Equipment** for the ensuing year.

Selectmen recommend: **\$20,000.00 3-0**

Budget Committee recommends: **\$20,000.00 5-0-2**

Article 51: To see if the Town will vote to raise and/or appropriate **\$454,605.00** for **Debt Service**.

Selectmen recommend: **\$454,605.00**

Budget Committee recommends: **\$454,605.00**

Article 52: To see what sum of money, if any, the citizens of Greene will vote to raise and/or appropriate for **Charitable Expense Account** for the ensuing year.

| | Approved FY23 | Requested FY24 |
|-----------------------------|--------------------------|---------------------------|
| 12-01 Charities | | |
| Community Concepts | 300.00 | 450.00 |
| Rural Comm. Action Ministry | 6,000.00 | 6,000.00 |
| Sexual Assault Center | 250.00 | 250.00 |
| Seniors Plus | 1,000.00 | 1,500.00 |
| American Red Cross | 250.00 | 250.00 |
| Safe Voices | 250.00 | 500.00 |
| Androscoggin Home Health | 5,000.00 | 2,000.00 |
| Total Charities | \$13,050.00 | \$10,950.00 |

Selectmen recommend: **Leave to voters**

Budget Committee recommends: **Leave to voters**

Article 53: To see what sum of money the Town will vote to raise and/or appropriate for the **Operations of the Julia Adams Morse Library** for the ensuing year.

Selectmen recommends: **\$74,957.00 3-0**

Budget Committee recommends: **\$74,957.00 7-0**

Article 54: To see what sum, if any, the citizens of Greene will vote to raise and/or appropriate for the **Capital Reserve Account**.

Selectmen recommend: **\$50,000.00 3-0**

Budget Committee recommends: **\$25,000.00 7-0**

Article 55: To see if the Town of Greene will vote to authorize the Municipal Officers to expend up to \$25,000 from Surplus (Undesignated Fund Balance) for the purpose of replacing malfunctioning waste water disposal systems pursuant to 30-A MRSA 83428 and Dangerous Buildings pursuant to Title 17 s.s 285 1, but only after the Selectmen have exhausted all other avenues of funding. Any funds expended from Surplus Funds should be recovered by a special tax against any real estate as provided in 30-A MRSA s.s 3428 (4) (B) and Title 17 s.s 2853. Any such tax will be liened against real estate and interest will be charged at the annual rate, 60 days after commitment of said tax. A strict accounting will be maintained at the Town Office

Selectmen & Budget Committee recommend: **Accept as Read**

Article 56: To see if the citizens of Greene will vote to transfer **Overlay and Excise Tax Balances** after year end to **Undesignated Fund Balance (Surplus)**

Selectmen recommend: **Accept as Read**

Budget Committee recommends: **Accept as Read**

Article 57: To see what action the Town wishes to take in regard to **year-end balances** except those covered by State Law.

Selectmen recommend: **Lapse to Undesignated Fund Balance (Surplus)**

Budget Committee recommends: **Lapse to Undesignated Fund Balance (Surplus)**

Article 58: To see if the citizens of Greene will vote to allow the Selectmen to use the **Capital Reserve Accounts** to meet the town's financial obligations should it become necessary in anticipation of taxes and to return the funds once the taxes are collected.

Selectmen & Budget Committee recommend: **Accept as Read**

Article 59: To see if the Town will authorize the Board of Selectmen to enter into an Inter-local Agreement with the Towns of Leeds, Turner and Wales for providing local access television (WGLT TV 7) to these communities.

Selectmen recommend: **Accept as Read**

Article 60: To see if the Town will vote to authorize the Board of Selectmen to borrow funds in anticipation of taxes and to pay the interest and legal fees associated with such borrowing.

Selectmen & Budget Committee recommend: **Accept as Read**

Article 61: To see if the Town will vote to authorize the Board of Selectmen and or the Town Manager to apply for and accept State and Federal Grants and grants from non-profits organizations, donations or other revenues, on behalf of the Town for municipal purposes, including when necessary, the authority to sign grant contracts, documents and or other paper work and accept the conditions that accompany grant funds, and to appropriate and expend grant funds and or other funds for authorized purposes, as the Board of Selectmen deem in the best interest of the Town during the fiscal year July 1, 2023 through June 30, 2024.

Selectmen recommend: **Accept as Read**

Article 62: To see if the Town will authorize the Cable TV Committee, under the direction of the Board of Selectmen, to expend from the Cable TV Reserve Account an amount not to exceed **\$36,000.00**.

Selectmen recommend: **Accept as Read**

Article 63: To see what sum, if any, the Town will vote to use to reduce the total Commitment.

| | REVENUES |
|---------------------------|-----------------------|
| Excise Taxes | 904,200.00 |
| Revenue Sharing | 743,536.00 |
| Tax Interest | 24,500.00 |
| Lien Costs | 3,300.00 |
| Projected Income | 42,050.00 |
| Homestead Reimbursement | 393,504.00 |
| Veterans Reimbursement | 3,000.00 |
| Tree Growth Reimbursement | 5,500.00 |
| Bete Reimbursement | 4,000.00 |
| Local Roads Assistance | 69,600.00 |
| Transfer Station | 25,200.00 |
| Other Income-MSAD#52 | 100,020.00 |
| Total | \$2,318,410.00 |

Selectmen recommend: **\$2,318,410.00**

Article 64: Shall an Ordinance entitled, “**Solar Energy Systems Ordinance**” be enacted?

Selectmen recommend: **Leave to Voters**

Article 65: Shall the citizens of Greene amend the Ordinance entitled, **Greene Land Use Ordinance** to clarify, expand upon and define the ordinance?

AMENDMENTS TO LUO – 2023

2-101.3.A – Per DEP conditional approval

Remove the words “at the upland edge of the structure”.

3-101.2.F Space and Bulk Standards – Per DEP conditional approval

Resource Protection – Minimum Distance from 100 feet to 250 feet

3-101.2.F Per DEP conditional approval

Note (7) in Space and Bulk Standards table, Remove the word “Shoreland” and replace with “Limited Residential”.

10-201.9 – Fees

Add “Demolition Permit” ---- \$25.00

3-101.8.D Typo correction “1s” is “t11n” than

6-202.2

Replace “Chairperson” to “Code Enforcement Officer” to reflect current procedure.

6-202.6

Typo correction “1s” to “is”

6-401

Replace “Planning Board” with “Code Enforcement Officer” to reflect current procedure.

AMEND DEFINITIONS:

DWELLING- A building or structure or portion thereof used for residential purposes.

to

DWELLING OR DWELLING UNIT- A building or structure, or portion thereof used primarily as living quarters for one family, that includes provisions for living, sleeping, cooking, and eating.

FAMILY- One or more persons occupying a premises and living as a single housekeeping unit, as distinguished from a group occupying a boarding house, lodging house, motel, or hotel.

to

FAMILY: One or more persons occupying a dwelling unit and living as a single housekeeping unit, as distinguished from a group occupying a boarding house, lodging house, motel, hotel, or other transient visitor quarters. A family shall not exceed three persons not related by blood or marriage.

ADD NEW DEFINITION:

ACCESSORY DWELLING UNIT - A separate, secondary dwelling unit located on a property with a single-family dwelling.

DAYCARE - Supervision of and care for children or physically or mentally disabled adults that is provided during the day by a person or organization.

ADD LINES TO LAND USE TABLE 3-101.2.F

Category for Solar Energy System (SES)
Category for Accessory Dwelling Unit

ADD LINE TO ORDINANCE

3-101.16 Accessory Dwelling Unit

- A. Purpose
To meet the requirements set forth by the state of Maine in 30-A M.R.S.A. §4364
- B. Applicability of Standards
 - a. All dimensional and setback requirements, as set forth in 3-101.2.F apply.
 - b. The accessory dwelling unit must meet all state subsurface waste water disposal rules.
 - c. One accessory dwelling unit permitted per qualifying lot.
 - d. A common driveway meeting the requirements of 5-201.1.J shall be utilized to access the primary structure and accessory structure, unless it can be demonstrated that a separate driveway will create a safer entrance..
 - e. The accessory dwelling unit shall have its own utilities, separate from the primary structure.

3-101.16 to 3-101.17
3-101.17 to 3-101.18
3-101.18 to 3-101.19
Delete 3-101.19 Reserved

INFORMATION (Not part of amendments)


30-A MRSA §4364 Affordable Housing Density

The state mandated that all municipalities must permit, at least one and, up to four secondary dwelling units per dimensional lot, effective July 31, 2023.


Selectmen recommend: **Leave to Voters**

Note: The Selectmen hereby give notice that the Registrar of Voters will hold office hours at the Greene Town Office on Tuesday, August 1, 2023 for the purpose of correcting the list of voters, from 1:00 o'clock in the afternoon until the polls close, and at the Greene Central School, the place of the meeting on Saturday August 5, 2023 from 8:30 o'clock in the morning until the closing of said meeting. ALL VOTERS WILL BE REQUIRED TO REGISTER AT THE DOOR OF TOWN MEETING.


Given under our hands this 12th day of June, 2023



Glenn A. Chateaufort, Chairman

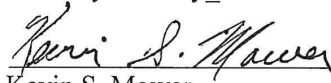


Amanda Leclerc



John A. Soucy

Anthony R. Reny



Kevin S. Mower

Greene Board of Selectmen

| Real Estate Collection List - 2022 | | | | | |
|------------------------------------|---------|----------|---------|-----------------|----------|
| Name | Land | Building | Exempt | Total Valuation | Taxes |
| 380 N HATCH HILL, LLC | 47,100 | 117,300 | 0 | 164,400 | 1,438.50 |
| 39 SAUNDERS ROAD | 37,900 | 96,900 | 0 | 134,800 | 1,179.50 |
| 420 MAIN STREET LLC | 6,200 | 300 | 0 | 6,500 | 56.88 |
| 490 RT 202 LLC | 67,900 | 300,400 | 0 | 368,300 | 3,222.63 |
| 490 RT 202 LLC | 40,500 | 21,200 | 0 | 61,700 | 539.88 |
| 490 RT 202 LLC | 41,800 | 111,900 | 0 | 153,700 | 1,344.88 |
| 490 RT 202 LLC | 11,800 | 20,700 | 0 | 32,500 | 284.38 |
| ABEL, NICHOLAS A | 49,500 | 130,300 | 0 | 179,800 | 1,573.25 |
| ACKLEY, WILLARD J | 45,000 | 113,100 | 24,250 | 133,850 | 1,171.19 |
| ADAMS, ROLAND H JR | 47,700 | 192,000 | 24,250 | 215,450 | 1,885.19 |
| ADAMS, WILLIAM R III | 50,900 | 132,000 | 24,250 | 158,650 | 1,388.19 |
| ADDITON, ERROL F | 2,100 | 0 | 0 | 2,100 | 18.38 |
| ADKINS, JOSEPH L | 58,300 | 168,500 | 24,250 | 202,550 | 1,772.31 |
| ALBERT LLC | 57,800 | 194,400 | 0 | 252,200 | 2,206.75 |
| ALBERT, MICHAEL | 40,700 | 136,800 | 24,250 | 153,250 | 1,340.94 |
| ALBERT, MICHAEL O | 65,800 | 127,800 | 24,250 | 169,350 | 1,481.81 |
| ALESSIO, LEWIS | 66,400 | 150,800 | 24,250 | 192,950 | 1,688.31 |
| ALESSIO, LEWIS | 49,100 | 20,900 | 0 | 70,000 | 612.5 |
| ALL TRADES RENOVATIONS | 45,100 | 118,600 | 0 | 163,700 | 1,432.38 |
| ALLEN, JOSEPH N JR | 82,000 | 113,000 | 0 | 195,000 | 1,706.25 |
| ALLISON, ROBERT W | 47,200 | 168,900 | 24,250 | 191,850 | 1,678.69 |
| ALVARADO, VALENTIN | 48,200 | 86,000 | 30,070 | 104,130 | 911.14 |
| AMOS, GREGORY D | 62,800 | 127,700 | 0 | 190,500 | 1,666.88 |
| ANCTIL FAMILY TRUST | 46,900 | 123,200 | 24,250 | 145,850 | 1,276.19 |
| ANCTIL, DAVID A | 52,200 | 138,500 | 24,250 | 166,450 | 1,456.44 |
| ANCTIL, KAREN | 119,700 | 180,000 | 0 | 299,700 | 2,622.38 |
| ANDERSEN, SABRA | 46,700 | 223,500 | 0 | 270,200 | 2,364.25 |
| ANDERSON, CARL P | 43,200 | 176,300 | 24,250 | 195,250 | 1,708.44 |
| ANDERSON, CHARLES M | 57,200 | 174,700 | 0 | 231,900 | 2,029.13 |
| ANDERSON, NICHOLE L | 41,300 | 170,700 | 24,250 | 187,750 | 1,642.81 |
| ANDREW, FRED M | 55,700 | 159,000 | 24,250 | 190,450 | 1,666.44 |
| ANDROSCOGGIN AMISH | 9,000 | 0 | 0 | 9,000 | 78.75 |
| ANDROSCOGGIN AMISH | 4,900 | 0 | 0 | 4,900 | 42.88 |
| ANDROSCOGGIN GRANGE #8 | 41,000 | 170,000 | 211,000 | 0 | 0 |
| ANDROSCOGGIN LAND TRUST | 4,600 | 0 | 4,600 | 0 | 0 |
| ANDROSCOGGIN LAND TRUST | 2,000 | 0 | 2,000 | 0 | 0 |
| ANDROSCOGGIN LAND TRUST | 100 | 0 | 100 | 0 | 0 |
| ANDROSCOGGIN LAND TRUST | 3,600 | 0 | 3,600 | 0 | 0 |
| ANGELLO, KIMBERLY A | 47,600 | 192,300 | 24,250 | 215,650 | 1,886.94 |
| ANNEAR, ETHAN & MEAGAN | 48,400 | 96,600 | 0 | 145,000 | 1,268.75 |
| ANNEAR, KELLY J | 46,200 | 93,100 | 24,250 | 115,050 | 1,006.69 |

| Name | Land | Building | Exempt | Total Valuation | Taxes |
|-------------------------|---------|----------|---------|-----------------|----------|
| ANTHONY, ARTHUR | 143,900 | 0 | 0 | 143,900 | 1,259.13 |
| ANTIQUÉ DEPOT & TRADING | 8,200 | 12,400 | 0 | 20,600 | 180.25 |
| AREL, SEAN | 800 | 0 | 0 | 800 | 7 |
| AREL, SEAN | 52,200 | 60,000 | 0 | 112,200 | 981.75 |
| AREL, STEVE M | 42,200 | 168,300 | 24,250 | 186,250 | 1,629.69 |
| ARGUETA, ABELISARIO | 52,900 | 118,200 | 0 | 171,100 | 1,497.13 |
| ARMSTRONG, THERESA L | 40,800 | 193,100 | 24,250 | 209,650 | 1,834.44 |
| ARTHUR, PATRICK S | 52,800 | 112,800 | 28,130 | 137,470 | 1,202.86 |
| ASHCROFT, PR, BETH | 71,700 | 123,700 | 0 | 195,400 | 1,709.75 |
| ASSELIN, RICHARD R | 46,200 | 133,100 | 0 | 179,300 | 1,568.88 |
| AUBURN PLAZA INC | 22,000 | 0 | 0 | 22,000 | 192.5 |
| AUDET, ADAM T | 45,000 | 110,900 | 0 | 155,900 | 1,364.13 |
| AUDET, DENIS J | 48,000 | 126,700 | 0 | 174,700 | 1,528.63 |
| AUDET, SHERI L | 52,800 | 11,400 | 24,250 | 39,950 | 349.56 |
| AUDET, THEODORE D | 53,700 | 129,600 | 0 | 183,300 | 1,603.88 |
| AUSTIN, JONATHAN | 63,500 | 154,500 | 0 | 218,000 | 1,907.50 |
| AYER, JANICE A | 35,800 | 103,400 | 24,250 | 114,950 | 1,005.81 |
| BACHKOVSKY, LISA | 47,600 | 85,700 | 24,250 | 109,050 | 954.19 |
| BARBATO, DONNA | 0 | 25,000 | 0 | 25,000 | 218.75 |
| BARKMAN, KIRK R | 169,800 | 250,000 | 0 | 419,800 | 3,673.25 |
| BARTHOLOMEW, SCOTT A | 61,900 | 232,300 | 24,250 | 269,950 | 2,362.06 |
| BARTHOLOMEW, SCOTT | 51,200 | 133,500 | 0 | 184,700 | 1,616.13 |
| BATES COLLEGE | 138,000 | 237,000 | 375,000 | 0 | 0 |
| BATES, CARL | 45,000 | 95,300 | 24,250 | 116,050 | 1,015.44 |
| BATES, HAROLD E | 125,500 | 242,600 | 0 | 368,100 | 3,220.88 |
| BATES, KEITH A | 76,700 | 110,000 | 24,250 | 162,450 | 1,421.44 |
| BATES, RODNEY L | 46,200 | 128,000 | 24,250 | 149,950 | 1,312.06 |
| BATES, SCOTT R | 46,300 | 145,600 | 24,250 | 167,650 | 1,466.94 |
| BATRON, KELLIE | 35,800 | 189,100 | 0 | 224,900 | 1,967.88 |
| BATRON, KELLIE J | 42,700 | 36,900 | 0 | 79,600 | 696.5 |
| BATRON, KENNETH | 51,700 | 0 | 0 | 51,700 | 452.38 |
| BAYS, MICHAEL | 45,700 | 126,800 | 30,070 | 142,430 | 1,246.26 |
| BAZINET, MARC L | 47,300 | 91,400 | 24,250 | 114,450 | 1,001.44 |
| BAZINET, MARCEL | 55,500 | 77,300 | 30,070 | 102,730 | 898.89 |
| BAZINET, ROLAND | 41,100 | 153,500 | 24,250 | 170,350 | 1,490.56 |
| BEAL, CLAY | 1,800 | 0 | 0 | 1,800 | 15.75 |
| BEAM, STEVEN J | 60,200 | 173,400 | 24,250 | 209,350 | 1,831.81 |
| BEAUCAIRE, DAWN L | 47,000 | 136,900 | 24,250 | 159,650 | 1,396.94 |
| BEAUCHESNE, BARRY B | 46,500 | 187,500 | 24,250 | 209,750 | 1,835.31 |
| BEAUCHESNE, DAVID | 42,600 | 151,100 | 24,250 | 169,450 | 1,482.69 |
| BEAUCHESNE, DAVID G | 14,200 | 10,600 | 0 | 24,800 | 217 |
| BEAUCHESNE, DAVID G | 21,600 | 0 | 0 | 21,600 | 189 |

| Name | Land | Building | Exempt | Total Valuation | Taxes |
|-----------------------|---------|----------|--------|-----------------|----------|
| BEAULE, DAVID B | 49,900 | 228,000 | 0 | 277,900 | 2,431.63 |
| BEAULE, RORY | 63,100 | 121,600 | 24,250 | 160,450 | 1,403.94 |
| BEAULE, RORY M | 34,800 | 0 | 0 | 34,800 | 304.5 |
| BEAULE, RORY M | 33,600 | 0 | 0 | 33,600 | 294 |
| BEAULIEU, IRENE A | 85,900 | 80,700 | 24,250 | 142,350 | 1,245.56 |
| BEAULIEU, TRACI R | 41,000 | 152,900 | 24,250 | 169,650 | 1,484.44 |
| BEAUPRE, ROBERT W | 47,300 | 116,100 | 0 | 163,400 | 1,429.75 |
| BECKEY, ANGELA | 95,300 | 95,400 | 0 | 190,700 | 1,668.63 |
| BECKEY, EVANGELISTA | 45,900 | 104,200 | 24,250 | 125,850 | 1,101.19 |
| BECKEY, TIMOTHY | 0 | 9,500 | 0 | 9,500 | 83.13 |
| BECKEY, TIMOTHY E | 41,700 | 100,500 | 24,250 | 117,950 | 1,032.06 |
| BECKEY, TIMOTHY E | 122,500 | 0 | 0 | 122,500 | 1,071.88 |
| BEDFORD, DONALD | 45,000 | 101,500 | 24,250 | 122,250 | 1,069.69 |
| BEDFORD, JEFFREY D | 52,000 | 76,700 | 24,250 | 104,450 | 913.94 |
| BEDFORD, KELLY, AKA | 49,700 | 99,500 | 24,250 | 124,950 | 1,093.31 |
| BEGIN, GILBERT & RITA | 59,500 | 21,500 | 30,070 | 50,930 | 445.64 |
| BEGIN, JANINE M | 50,800 | 81,700 | 24,250 | 108,250 | 947.19 |
| BEGIN, JOHN | 0 | 41,400 | 0 | 41,400 | 362.25 |
| BENNER, MELISSA W | 42,500 | 46,400 | 0 | 88,900 | 777.88 |
| BENNETT, JOHN J JR | 50,100 | 232,800 | 24,250 | 258,650 | 2,263.19 |
| BENNETT, ROXANNE | 93,300 | 25,700 | 0 | 119,000 | 1,041.25 |
| BENSON, DEBORAH L | 42,500 | 85,800 | 24,250 | 104,050 | 910.44 |
| BERGERON, KRYSTAL A | 45,000 | 92,100 | 0 | 137,100 | 1,199.63 |
| BERNARD, MARK | 54,200 | 113,600 | 24,250 | 143,550 | 1,256.06 |
| BERNARD, ROLAND R | 59,000 | 152,900 | 24,250 | 187,650 | 1,641.94 |
| BERNATCHEZ, MARIE J | 81,200 | 44,800 | 0 | 126,000 | 1,102.50 |
| BERNIER, GEORGE A | 47,100 | 30,900 | 30,070 | 47,930 | 419.39 |
| BERNIER, HENRY | 69,900 | 80,300 | 0 | 150,200 | 1,314.25 |
| BERNIER, LORRY A | 46,400 | 103,900 | 0 | 150,300 | 1,315.13 |
| BERNIER, NORMAN R | 52,700 | 191,300 | 24,250 | 219,750 | 1,922.81 |
| BERNIER, ROBERT | 39,500 | 155,300 | 24,250 | 170,550 | 1,492.31 |
| BERRY, TRAVIS D | 50,600 | 69,500 | 0 | 120,100 | 1,050.88 |
| BERUBE, ANTHONY | 45,400 | 68,200 | 24,250 | 89,350 | 781.81 |
| BERUBE, MEAGAN | 47,300 | 70,800 | 24,250 | 93,850 | 821.19 |
| BERUBE, MICHAEL | 180,100 | 0 | 0 | 180,100 | 1,575.88 |
| BERUBE, NATHAN | 49,100 | 165,600 | 24,250 | 190,450 | 1,666.44 |
| BERUBE, ROBERT B | 46,800 | 209,300 | 24,250 | 231,850 | 2,028.69 |
| BERUBE, TIMOTHY W | 42,900 | 83,100 | 24,250 | 101,750 | 890.31 |
| BICKETT, HUGH P | 35,000 | 85,600 | 30,070 | 90,530 | 792.14 |
| BICKETT, HUGH P | 43,000 | 18,300 | 0 | 61,300 | 536.38 |
| BICKFORD, TONY K | 48,100 | 99,300 | 24,250 | 123,150 | 1,077.56 |

| Name | Land | Building | Exempt | Total Valuation | Taxes |
|-----------------------|---------|----------|--------|-----------------|----------|
| BOUCHARD, AMBER RAE | 44,300 | 83,800 | 0 | 128,100 | 1,120.88 |
| BOUCHARD, REGINALD | 60,900 | 96,800 | 24,250 | 133,450 | 1,167.69 |
| BOUCHARD, SUZANNE H | 164,300 | 202,600 | 30,070 | 336,830 | 2,947.26 |
| BOUCHER, DONALD D | 46,600 | 168,400 | 24,250 | 190,750 | 1,669.06 |
| BOUCHER, JAMIE | 62,300 | 155,800 | 24,250 | 193,850 | 1,696.19 |
| BOUCHER, RYAN J | 64,900 | 0 | 0 | 64,900 | 567.88 |
| BOUCHER, RYAN J | 46,700 | 155,100 | 0 | 201,800 | 1,765.75 |
| BOUDREAU, DENNIS R | 43,800 | 78,400 | 24,250 | 97,950 | 857.06 |
| BOUDREAU, RICHARD J | 46,900 | 103,000 | 0 | 149,900 | 1,311.63 |
| BOUDROW, FRANCIS | 6,600 | 0 | 0 | 6,600 | 57.75 |
| BOUDROW, FRANCIS | 61,000 | 53,800 | 0 | 114,800 | 1,004.50 |
| BOUEGEOIS, DERRICK | 0 | 8,200 | 0 | 8,200 | 71.75 |
| BOULET, MARK K | 62,400 | 165,700 | 24,250 | 203,850 | 1,783.69 |
| BOULET, RAYMOND R | 46,800 | 99,800 | 0 | 146,600 | 1,282.75 |
| BOULET, STEVEN P | 61,400 | 368,900 | 24,250 | 406,050 | 3,552.94 |
| BOULEY, MAURICE R | 57,200 | 210,400 | 24,250 | 243,350 | 2,129.31 |
| BOURGEOIS, RICHARD | 43,100 | 118,200 | 0 | 161,300 | 1,411.38 |
| BOURGOIN, NATHANIEL | 36,000 | 0 | 0 | 36,000 | 315 |
| BOURGOIN, ROBERT A II | 29,400 | 1,700 | 0 | 31,100 | 272.13 |
| BOURGOIN, ROBERT A II | 55,900 | 185,300 | 24,250 | 216,950 | 1,898.31 |
| BOUTIN, SHAWN M | 46,600 | 92,200 | 0 | 138,800 | 1,214.50 |
| BOWDEN, AMY | 31,000 | 52,500 | 24,250 | 59,250 | 518.44 |
| BOWDEN, ETHEL B | 20,600 | 0 | 0 | 20,600 | 180.25 |
| BOWDEN, JEFFREY | 51,000 | 173,200 | 30,070 | 194,130 | 1,698.64 |
| BOWDEN, JEFFREY G | 37,200 | 0 | 0 | 37,200 | 325.5 |
| BOWRING, KELLY L | 31,400 | 0 | 0 | 31,400 | 274.75 |
| BOYD, DEBRA E | 56,900 | 209,800 | 24,250 | 242,450 | 2,121.44 |
| BRADBURY, NANCY | 47,700 | 108,500 | 0 | 156,200 | 1,366.75 |
| BRADDEEN, JOSEPH D | 24,100 | 195,800 | 24,250 | 195,650 | 1,711.94 |
| BRADSTREET, JESSICA | 46,800 | 67,300 | 24,250 | 89,850 | 786.19 |
| BRADSTREET, KEVIN A | 31,500 | 29,400 | 0 | 60,900 | 532.88 |
| BRAGDON, NATALIE J | 51,500 | 161,300 | 24,250 | 188,550 | 1,649.81 |
| BRAGG, GARY L | 50,800 | 107,400 | 24,250 | 133,950 | 1,172.06 |
| BRAGG, KEITH J | 45,300 | 107,400 | 0 | 152,700 | 1,336.13 |
| BRANDT, ALVIN T | 31,900 | 0 | 0 | 31,900 | 279.13 |
| BRETON, DAVID | 3,700 | 0 | 0 | 3,700 | 32.38 |
| BRETON, GERARD P | 152,900 | 146,400 | 24,250 | 275,050 | 2,406.69 |
| BRETON, KATHY E | 47,500 | 62,600 | 0 | 110,100 | 963.38 |
| BRETON, LUCIEN E | 39,700 | 19,700 | 30,070 | 29,330 | 256.64 |
| BRETON, SHELLEY R | 1,500 | 0 | 0 | 1,500 | 13.13 |
| BRETON, TAMMIE | 47,800 | 248,100 | 24,250 | 271,650 | 2,376.94 |
| BREWER, JANICE | 40,800 | 96,400 | 30,070 | 107,130 | 937.39 |
| BREWER, LISA | 0 | 8,600 | 8,600 | 0 | 0 |
| BREWER, RICHARD | 36,200 | 81,400 | 24,250 | 93,350 | 816.81 |

| Name | Land | Building | Exempt | Total Valuation | Taxes |
|-------------------------|-----------|----------|--------|-----------------|----------|
| BRIGGS, JOHNNY D | 45,000 | 72,100 | 0 | 117,100 | 1,024.63 |
| BRISSON, TODD C | 57,200 | 186,000 | 24,250 | 218,950 | 1,915.81 |
| BROBERG, EILEEN | 71,000 | 24,100 | 0 | 95,100 | 832.13 |
| BROGNA, ANTHONY M | 40,500 | 60,500 | 24,250 | 76,750 | 671.56 |
| BROOKE, GREGORY A | 49,000 | 151,500 | 0 | 200,500 | 1,754.38 |
| BROOKFIELD RENEWABLE | 1,008,000 | 0 | 0 | 1,008,000 | 8,820.00 |
| BROUSSEAU, DANA R | 55,100 | 100,500 | 0 | 155,600 | 1,361.50 |
| BROWN, JOSEPH | 40,800 | 108,400 | 24,250 | 124,950 | 1,093.31 |
| BROWN, ROBERT M | 182,300 | 126,300 | 24,250 | 284,350 | 2,488.06 |
| BROWN, SARAH E | 39,400 | 0 | 0 | 39,400 | 344.75 |
| BROWN, SARAH E | 137,400 | 43,800 | 0 | 181,200 | 1,585.50 |
| BROWN, SARAH E | 22,500 | 0 | 0 | 22,500 | 196.88 |
| BROWN, STEVEN C , TRUST | 125,700 | 115,300 | 24,250 | 216,750 | 1,896.56 |
| BRULE, DAVID J | 40,800 | 115,100 | 24,250 | 131,650 | 1,151.94 |
| BRULE, PHILIP L TRUSTEE | 56,600 | 0 | 0 | 56,600 | 495.25 |
| BRULE, PHILIP TRUSTEES | 42,600 | 0 | 0 | 42,600 | 372.75 |
| BRULE, RAYMOND L | 45,500 | 156,600 | 24,250 | 177,850 | 1,556.19 |
| BRUNO, MARTIN REVOCABLE | 48,100 | 128,000 | 24,250 | 151,850 | 1,328.69 |
| BRYANT, DAVID W | 45,200 | 226,200 | 0 | 271,400 | 2,374.75 |
| BUBIER CONTRUCTION, INC | 89,600 | 2,200 | 0 | 91,800 | 803.25 |
| BUBIER, BARBARA | 56,500 | 135,300 | 24,250 | 167,550 | 1,466.06 |
| BUBIER, BARBARA C | 16,300 | 0 | 0 | 16,300 | 142.63 |
| BUBIER, BARBARA R | 132,800 | 30,700 | 0 | 163,500 | 1,430.63 |
| BUBIER, DARCEY T | 64,300 | 314,400 | 24,250 | 354,450 | 3,101.44 |
| BUBIER, EARLE | 53,000 | 85,100 | 24,250 | 113,850 | 996.19 |
| BUBIER, EARLE JR | 73,900 | 0 | 0 | 73,900 | 646.63 |
| BUBIER, EARLE JR | 5,400 | 0 | 0 | 5,400 | 47.25 |
| BUBIER, EARLE JR | 43,800 | 62,000 | 0 | 105,800 | 925.75 |
| BUBIER, EARLE JR | 52,400 | 244,400 | 24,250 | 272,550 | 2,384.81 |
| BUBIER, EARLE R JR | 57,300 | 112,200 | 0 | 169,500 | 1,483.13 |
| BUBIER, GERALD | 10,200 | 0 | 0 | 10,200 | 89.25 |
| BUBIER, GLENICE F | 24,900 | 0 | 0 | 24,900 | 217.88 |
| BUBIER, GLENICE F | 42,800 | 29,800 | 0 | 72,600 | 635.25 |
| BUBIER, GLENICE F | 65,400 | 142,900 | 24,250 | 184,050 | 1,610.44 |
| BUBIER, GLENICE F | 76,300 | 0 | 0 | 76,300 | 667.63 |
| BUBIER, JAMIE ROSE | 50,100 | 49,600 | 0 | 99,700 | 872.38 |
| BUBIER, JUDITH A | 45,800 | 0 | 0 | 45,800 | 400.75 |
| BUBIER, MELINDA S | 27,500 | 0 | 0 | 27,500 | 240.63 |
| BUBIER, RANDY I | 7,700 | 0 | 0 | 7,700 | 67.38 |
| BUBIER, RANDY I | 47,700 | 112,500 | 24,250 | 135,950 | 1,189.56 |
| BUBIER, SANDRA | 131,700 | 62,700 | 24,250 | 170,150 | 1,488.81 |
| BUBIER, SCOTT E | 38,300 | 11,300 | 24,250 | 25,350 | 221.81 |

| Name | Land | Building | Exempt | Total Valuation | Taxes |
|-------------------------|---------|----------|--------|-----------------|----------|
| BUBIER, SHELDON E | 38,300 | 36,800 | 24,250 | 50,850 | 444.94 |
| BUBIER, SHELDON E | 61,000 | 74,600 | 0 | 135,600 | 1,186.50 |
| BUBIER, STANLEY E | 44,300 | 3,900 | 0 | 48,200 | 421.75 |
| BUBIER, STANLEY E | 47,000 | 89,000 | 0 | 136,000 | 1,190.00 |
| BUBIER, STANLEY E JR | 41,300 | 0 | 0 | 41,300 | 361.38 |
| BUBIER, STANLEY E JR | 46,600 | 94,400 | 24,250 | 116,750 | 1,021.56 |
| BUBIER, TOBIE S | 38,900 | 40,100 | 24,250 | 54,750 | 479.06 |
| BUBIER, WAYNE A | 800 | 0 | 0 | 800 | 7 |
| BUBIER, WAYNE A | 47,300 | 23,100 | 0 | 70,400 | 616 |
| BUBIER, WAYNE A | 34,500 | 0 | 0 | 34,500 | 301.88 |
| BUBIER, WAYNE A & | 58,900 | 102,500 | 24,250 | 137,150 | 1,200.06 |
| BUBLAK, CLAY | 89,300 | 205,900 | 24,250 | 270,950 | 2,370.81 |
| BUCCIANINI, CARL TRUST | 51,200 | 209,600 | 24,250 | 236,550 | 2,069.81 |
| BUCKINGHAM, JARED M | 45,700 | 104,900 | 24,250 | 126,350 | 1,105.56 |
| BUDEK, THOMAS | 46,500 | 27,900 | 0 | 74,400 | 651 |
| BULL RUN STORAGE INC | 120,400 | 312,000 | 0 | 432,400 | 3,783.50 |
| BULLARD, EDMUND H | 43,700 | 65,700 | 30,070 | 79,330 | 694.14 |
| BUREAU, DIANE D | 40,800 | 37,400 | 0 | 78,200 | 684.25 |
| BUREAU, MICHAEL J | 46,200 | 53,900 | 24,250 | 75,850 | 663.69 |
| BURGESS, DAVID A | 41,800 | 125,900 | 24,250 | 143,450 | 1,255.19 |
| BURGESS, MARK | 90,800 | 112,600 | 24,250 | 179,150 | 1,567.56 |
| BURGESS, MARK W | 37,600 | 25,100 | 0 | 62,700 | 548.63 |
| BURGESS, MARK W | 28,300 | 0 | 0 | 28,300 | 247.63 |
| BURGESS, ROSEMARY A | 48,600 | 114,600 | 0 | 163,200 | 1,428.00 |
| BURNHAM, ERNEST D | 43,900 | 31,700 | 0 | 75,600 | 661.5 |
| BURNHAM, MATHEW P JR | 47,000 | 82,000 | 24,250 | 104,750 | 916.56 |
| BUSBY, GUILBERT J | 58,000 | 101,200 | 30,070 | 129,130 | 1,129.89 |
| BUSSIÈRE, ANTHONY P | 47,300 | 179,800 | 24,250 | 202,850 | 1,774.94 |
| BUSSIÈRE, KYLE | 51,200 | 138,900 | 0 | 190,100 | 1,663.38 |
| BUSSIÈRE, PAUL R | 42,200 | 165,600 | 24,250 | 183,550 | 1,606.06 |
| BUSSIÈRE, ROBERT R | 73,500 | 18,000 | 0 | 91,500 | 800.63 |
| BUTEAU, LISA | 0 | 24,000 | 24,000 | 0 | 0 |
| BUTKEVICIUS, JENNIFER A | 47,900 | 117,500 | 0 | 165,400 | 1,447.25 |
| BUTKEVICIUS, KATHLEEN L | 48,100 | 88,800 | 0 | 136,900 | 1,197.88 |
| BUTTS, RICHARD B | 46,600 | 124,600 | 30,070 | 141,130 | 1,234.89 |
| BUZZELL, GARY W | 158,500 | 225,400 | 24,250 | 359,650 | 3,146.94 |
| BUZZELL, JAYSON | 29,000 | 0 | 0 | 29,000 | 253.75 |
| BUZZELL, JAYSON | 48,700 | 91,000 | 24,250 | 115,450 | 1,010.19 |
| BUZZELL, MERTON | 38,600 | 0 | 0 | 38,600 | 337.75 |
| CABRAL, BRUCE A | 52,200 | 154,400 | 24,250 | 182,350 | 1,595.56 |
| CADMAN, DAVID | 47,900 | 153,900 | 24,250 | 177,550 | 1,553.56 |
| CALDWELL, CHRISTOPHER | 183,200 | 82,800 | 0 | 266,000 | 2,327.50 |
| CALL, EDWARD C | 40,100 | 127,900 | 24,250 | 143,750 | 1,257.81 |
| CALVERT, ASHLEY LYNN & | 68,800 | 58,300 | 0 | 127,100 | 1,112.13 |

| Name | Land | Building | Exempt | Total Valuation | Taxes |
|-------------------------|---------|----------|--------|-----------------|----------|
| CAMARDESE, GINO | 40,800 | 169,900 | 30,070 | 180,630 | 1,580.51 |
| CAMIC, KRISTEN L | 36,400 | 0 | 0 | 36,400 | 318.5 |
| CAMIC, STANLEY J | 88,900 | 338,200 | 24,250 | 402,850 | 3,524.94 |
| CAMIC, STANLEY J | 46,100 | 86,600 | 0 | 132,700 | 1,161.13 |
| CAMIRE, JOHN | 51,100 | 44,600 | 24,250 | 71,450 | 625.19 |
| CAMIRE, JUSTIN | 0 | 14,600 | 0 | 14,600 | 127.75 |
| CAMIRE, JUSTIN J | 45,900 | 2,600 | 0 | 48,500 | 424.38 |
| CAMIRE, RICHARD A | 47,400 | 137,700 | 24,250 | 160,850 | 1,407.44 |
| CAMIRE, RICHARD H | 45,200 | 109,100 | 24,250 | 130,050 | 1,137.94 |
| CAMPBELL, JESSICA A | 47,100 | 128,900 | 24,250 | 151,750 | 1,327.81 |
| CAMPBELL, LYNN P | 61,900 | 274,100 | 0 | 336,000 | 2,940.00 |
| CAMPBELL, MARK D | 64,100 | 105,100 | 24,250 | 144,950 | 1,268.31 |
| CANNELL, VICKI B | 83,200 | 78,100 | 0 | 161,300 | 1,411.38 |
| CANTIN, MATHEW R | 47,700 | 117,100 | 0 | 164,800 | 1,442.00 |
| CAPE TO GULF PROPERTIES | 82,500 | 45,000 | 0 | 127,500 | 1,115.63 |
| CAPEN, JOHN A | 47,600 | 190,600 | 24,250 | 213,950 | 1,872.06 |
| CAPORASO, PATRICK C | 59,600 | 18,400 | 30,070 | 47,930 | 419.39 |
| CAREY, PAULINE A LIVING | 56,900 | 441,800 | 24,250 | 474,450 | 4,151.44 |
| CARLISLE, BROC & MORGEN | 46,600 | 289,400 | 0 | 336,000 | 2,940.00 |
| CARNEY, CARMEN | 40,500 | 24,100 | 24,250 | 40,350 | 353.06 |
| CARON, CHRISTINE C | 3,600 | 0 | 0 | 3,600 | 31.5 |
| CARON, CHRISTINE C | 45,200 | 71,300 | 24,250 | 92,250 | 807.19 |
| CARON, CONRAD L | 61,500 | 214,100 | 30,070 | 245,530 | 2,148.39 |
| CARON, ELIZABETH M | 54,100 | 211,700 | 24,250 | 241,550 | 2,113.56 |
| CARON, FERNAND D | 53,300 | 79,800 | 24,250 | 108,850 | 952.44 |
| CARPENTER, MARK | 64,200 | 212,900 | 24,250 | 252,850 | 2,212.44 |
| CARR, STEPHEN B | 46,000 | 83,600 | 24,250 | 105,350 | 921.81 |
| CARRIER, GIL | 44,300 | 190,900 | 24,250 | 210,950 | 1,845.81 |
| CARROZZA, DEANNA M | 79,900 | 125,700 | 24,250 | 181,350 | 1,586.81 |
| CARTER, DAVID E | 42,800 | 87,500 | 30,070 | 100,230 | 877.01 |
| CAR-TY DEVELOPMENT LLC | 238,000 | 37,200 | 0 | 275,200 | 2,408.00 |
| CAR-TY DEVELOPMENT, LLC | 0 | 16,600 | 0 | 16,600 | 145.25 |
| CAR-TY DEVELOPMENT, LLC | 44,500 | 141,800 | 0 | 186,300 | 1,630.13 |
| CAR-TY DEVELOPMENT, LLC | 80,800 | 56,400 | 0 | 137,200 | 1,200.50 |
| CARVILLE KATHERINE | 64,300 | 102,300 | 0 | 166,600 | 1,457.75 |
| CASAVANT, MARC & | 3,800 | 0 | 0 | 3,800 | 33.25 |
| CASAVANT, MARC D 1/2 | 72,900 | 0 | 0 | 72,900 | 637.88 |
| CASAVANT, RICHARD P | 30,400 | 4,000 | 0 | 34,400 | 301 |
| CASTLEBERRY, DONNA | 46,300 | 102,700 | 24,250 | 124,750 | 1,091.56 |
| CASTONGUAY, GERALD | 46,400 | 109,600 | 0 | 156,000 | 1,365.00 |
| CASTONGUAY, JESSIE | 54,500 | 59,100 | 0 | 113,600 | 994 |
| CAUX, GEORGETTE | 56,500 | 220,700 | 24,250 | 252,950 | 2,213.31 |

| Name | Land | Building | Exempt | Total Valuation | Taxes |
|-------------------------|------------|----------|--------|-----------------|------------|
| CEDRE, VERONICA | 49,500 | 63,200 | 24,250 | 88,450 | 773.94 |
| CENTRA, WILLIAM | 54,200 | 82,300 | 24,250 | 112,250 | 982.19 |
| CENTRAL CHEMICAL CORP | 99,000 | 78,500 | 0 | 177,500 | 1,553.13 |
| CENTRAL MAINE POWER | 15,531,400 | 0 | 0 | 15,531,400 | 135,899.75 |
| CENTRAL MAINE POWER | 270,000 | 0 | 0 | 270,000 | 2,362.50 |
| CENTRAL MAINE POWER | 57,900 | 0 | 0 | 57,900 | 506.63 |
| CHABOT, DAVID D | 66,300 | 314,800 | 24,250 | 356,850 | 3,122.44 |
| CHABOT, MISSY B | 49,100 | 115,100 | 0 | 164,200 | 1,436.75 |
| CHABOT, PAUL | 57,100 | 155,500 | 24,250 | 188,350 | 1,648.06 |
| CHABOT, PAUL | 42,000 | 0 | 0 | 42,000 | 367.5 |
| CHABOT, PAUL J | 49,100 | 0 | 0 | 49,100 | 429.63 |
| CHABOT, PAUL J | 53,700 | 0 | 0 | 53,700 | 469.88 |
| CHABOT, PAUL J | 50,200 | 0 | 0 | 50,200 | 439.25 |
| CHABOT, PAUL J | 41,200 | 5,100 | 0 | 46,300 | 405.13 |
| CHABOT, PAUL J | 22,100 | 0 | 0 | 22,100 | 193.38 |
| CHABOT, PAUL J | 83,900 | 0 | 0 | 83,900 | 734.13 |
| CHADBURN, LINDA L | 40,800 | 89,100 | 24,250 | 105,650 | 924.44 |
| CHAISSON, DAVID W | 46,400 | 96,300 | 24,250 | 118,450 | 1,036.44 |
| CHAMBERLAND, MARCEL J | 44,600 | 76,200 | 24,250 | 96,550 | 844.81 |
| CHAMPAGNE, DONALD | 40,800 | 2,100 | 0 | 42,900 | 375.38 |
| CHAMPAGNE, LIONEL R | 31,500 | 0 | 0 | 31,500 | 275.63 |
| CHAMPAGNE, LIONEL R | 47,500 | 106,000 | 24,250 | 129,250 | 1,130.94 |
| CHAMPAGNE, RAYMOND G JR | 53,500 | 252,600 | 0 | 306,100 | 2,678.38 |
| CHAMPOUX, REALTY LLC | 52,400 | 25,500 | 0 | 77,900 | 681.63 |
| CHANDONNET, GREG | 46,800 | 200,200 | 24,250 | 222,750 | 1,949.06 |
| CHANDONNET, GREG M | 54,600 | 103,900 | 0 | 158,500 | 1,386.88 |
| CHAREST, GARY G | 45,000 | 104,400 | 24,250 | 125,150 | 1,095.06 |
| CHAREST, JOSHUA R | 48,600 | 99,400 | 24,250 | 123,750 | 1,082.81 |
| CHARLES, STEVEN J | 45,900 | 169,400 | 24,250 | 191,050 | 1,671.69 |
| CHARPENTIER, GAIL A | 56,600 | 95,000 | 24,250 | 127,350 | 1,114.31 |
| CHARPENTIER, RANDALL B | 52,700 | 145,100 | 24,250 | 173,550 | 1,518.56 |
| CHARRON, MARC S | 50,800 | 64,100 | 24,250 | 90,650 | 793.19 |
| CHASE, LEONARD D | 52,900 | 155,900 | 24,250 | 184,550 | 1,614.81 |
| CHASSE, MARCEL M | 46,100 | 121,400 | 30,070 | 137,430 | 1,202.51 |
| CHATEAUVERT, BRIAN S. | 40,000 | 98,300 | 0 | 138,300 | 1,210.13 |
| CHATEAUVERT, GLENN E | 70,200 | 233,900 | 24,250 | 279,850 | 2,448.69 |
| CHATEAUVERT, JUDITH | 32,900 | 100,900 | 24,250 | 109,550 | 958.56 |
| CHENEY, HERBERT R | 68,400 | 386,200 | 0 | 454,600 | 3,977.75 |
| CHIASSON, ALAN M | 47,700 | 180,800 | 24,250 | 204,250 | 1,787.19 |
| CHILD, KEVIN N | 47,200 | 154,800 | 24,250 | 177,750 | 1,555.31 |
| CHILD, MARY ANN | 68,500 | 0 | 0 | 68,500 | 599.38 |
| CHILD, TODD D | 46,500 | 151,000 | 0 | 197,500 | 1,728.13 |
| CHILD, TODD D | 31,500 | 0 | 0 | 31,500 | 275.63 |
| CHILDS, JOHN W | 42,400 | 26,800 | 0 | 69,200 | 605.5 |

| Name | Land | Building | Exempt | Total Valuation | Taxes |
|------------------------|---------|----------|--------|-----------------|----------|
| CHILDS, JOHN W | 42,200 | 64,900 | 30,070 | 77,030 | 674.01 |
| CHOUINARD, LEA | 42,600 | 424,200 | 24,250 | 442,550 | 3,872.31 |
| CHOUINARD, MICHAEL M | 45,600 | 123,100 | 24,250 | 144,450 | 1,263.94 |
| CHOUINARD, TIMOTHY | 59,000 | 191,600 | 24,250 | 226,350 | 1,980.56 |
| CHOUINARD, TINA M | 42,700 | 139,600 | 24,250 | 158,050 | 1,382.94 |
| CHRISTMAN, MARK J | 70,900 | 93,800 | 24,250 | 140,450 | 1,228.94 |
| CHRISTOFORO, MEMARIE D | 44,000 | 73,000 | 24,250 | 92,750 | 811.56 |
| CHRISTOFORO, MEMARIE D | 600 | 0 | 0 | 600 | 5.25 |
| CLARK, AUGUSTUS C | 47,400 | 93,800 | 24,250 | 116,950 | 1,023.31 |
| CLARK, BRENT J | 45,300 | 41,200 | 24,250 | 62,250 | 544.69 |
| CLARK, BRUCE J JR | 48,100 | 116,900 | 24,250 | 140,750 | 1,231.56 |
| CLARK, BRUCE J SR | 104,700 | 170,300 | 24,250 | 250,750 | 2,194.06 |
| CLARK, BRUCE J SR & | 108,500 | 77,400 | 0 | 185,900 | 1,626.63 |
| CLARK, FOREST | 44,600 | 183,200 | 24,250 | 203,550 | 1,781.06 |
| CLARK, JEFFREY L | 52,400 | 125,000 | 0 | 177,400 | 1,552.25 |
| CLARK, NEAL A | 30,800 | 62,500 | 24,250 | 69,050 | 604.19 |
| CLARK, RICHARD | 35,400 | 124,800 | 24,250 | 135,950 | 1,189.56 |
| CLARK, SHARON | 29,700 | 78,500 | 0 | 108,200 | 946.75 |
| CLARKE, RUTH M | 36,300 | 44,300 | 24,250 | 56,350 | 493.06 |
| CLARRAGE, MAXWELL R | 37,700 | 100,600 | 0 | 138,300 | 1,210.13 |
| CLAVET, LUCIEN H | 15,100 | 0 | 0 | 15,100 | 132.13 |
| CLAVET, LUCIEN H | 25,500 | 0 | 0 | 25,500 | 223.13 |
| CLAVET, RICKY B | 42,000 | 93,000 | 0 | 135,000 | 1,181.25 |
| CLEMENTS-DALLAIRE, | 108,600 | 177,900 | 24,250 | 262,250 | 2,294.69 |
| CLOUGH, MICHAEL | 46,700 | 44,100 | 0 | 90,800 | 794.5 |
| CLOUTIER, CHARLES | 67,400 | 500 | 0 | 67,900 | 594.13 |
| CLOUTIER, CHARLES E | 48,600 | 109,500 | 24,250 | 133,850 | 1,171.19 |
| CLOUTIER, CLAIRE G & | 43,500 | 90,900 | 24,250 | 110,150 | 963.81 |
| CLOUTIER, CLAUDE M | 42,900 | 128,000 | 24,250 | 146,650 | 1,283.19 |
| CLOUTIER, DANIEL | 46,600 | 36,500 | 24,250 | 58,850 | 514.94 |
| CLOUTIER, DAVID | 44,300 | 113,600 | 24,250 | 133,650 | 1,169.44 |
| CLOUTIER, DAVID B | 60,300 | 101,500 | 24,250 | 137,550 | 1,203.56 |
| CLOUTIER, JAMES O | 30,800 | 93,000 | 24,250 | 99,550 | 871.06 |
| CLOUTIER, JEAN MARC | 46,200 | 128,000 | 24,250 | 149,950 | 1,312.06 |
| CLOUTIER, JOE B | 67,800 | 154,900 | 24,250 | 198,450 | 1,736.44 |
| CLOUTIER, JOE B | 41,300 | 0 | 0 | 41,300 | 361.38 |
| CLOUTIER, JOE B | 30,000 | 0 | 0 | 30,000 | 262.5 |
| CLOUTIER, LISE MARIE | 61,600 | 227,400 | 24,250 | 264,750 | 2,316.56 |
| CLOUTIER, LORENZO | 45,800 | 108,000 | 24,250 | 129,550 | 1,133.56 |
| CLOUTIER, LORENZO R | 41,100 | 22,800 | 24,250 | 39,650 | 346.94 |
| CLOUTIER, MELISSA | 40,700 | 96,000 | 24,250 | 112,450 | 983.94 |
| CLOUTIER, PETER R | 43,500 | 156,800 | 0 | 200,300 | 1,752.63 |

| Name | Land | Building | Exempt | Total Valuation | Taxes |
|-------------------------|--------|----------|--------|-----------------|----------|
| CLUKEY, RHONDA M | 37,200 | 76,800 | 24,250 | 89,750 | 785.31 |
| COADY, DAVID T | 60,500 | 104,500 | 24,250 | 140,750 | 1,231.56 |
| COADY, DAVID T | 36,200 | 0 | 0 | 36,200 | 316.75 |
| COADY, JAMES W | 53,600 | 95,200 | 0 | 148,800 | 1,302.00 |
| COADY, JOSEPH D | 55,700 | 141,200 | 24,250 | 172,650 | 1,510.69 |
| COBURN, ROYCE E | 99,300 | 116,600 | 24,250 | 191,650 | 1,676.94 |
| COBURN, TRACY LA | 61,900 | 172,000 | 24,250 | 209,650 | 1,834.44 |
| COCHRAN, ALONZO B & | 44,600 | 31,000 | 0 | 75,600 | 661.5 |
| COCHRAN, MARC B & | 61,200 | 351,800 | 0 | 413,000 | 3,613.75 |
| COLEMAN, JOSEPH F | 46,900 | 168,200 | 24,250 | 190,850 | 1,669.94 |
| COLEMAN, MALORIE K | 54,100 | 238,300 | 24,250 | 268,150 | 2,346.31 |
| COLEMAN, STEVEN J | 47,000 | 142,800 | 0 | 189,800 | 1,660.75 |
| COLLINS, ALAN L | 58,600 | 109,700 | 0 | 168,300 | 1,472.63 |
| COLLINS, BRIAN K | 54,200 | 169,000 | 24,250 | 198,950 | 1,740.81 |
| COLLINS, CLAIRE P | 45,000 | 104,800 | 30,070 | 119,730 | 1,047.64 |
| COLLINS, CLAIRE P | 2,300 | 0 | 0 | 2,300 | 20.13 |
| COLLINS, EDWARD P III | 26,700 | 61,100 | 0 | 87,800 | 768.25 |
| COLLINS, LARRY | 56,800 | 39,700 | 30,070 | 66,430 | 581.26 |
| COMEAU, KEITH A | 45,500 | 99,900 | 24,250 | 121,150 | 1,060.06 |
| COMMERCIAL TRADESMAN | 55,900 | 0 | 0 | 55,900 | 489.13 |
| COMMERCIAL TRADESMAN | 50,300 | 475,600 | 0 | 525,900 | 4,601.63 |
| COMMERCIAL TRADESMAN | 44,000 | 339,100 | 0 | 383,100 | 3,352.13 |
| COMMUNITY SERVICE | 0 | 12,600 | 0 | 12,600 | 110.25 |
| COMMUNITY SERVICE | 14,200 | 100,200 | 0 | 114,400 | 1,001.00 |
| CONRAD, JAMES & DEBORAH | 55,000 | 154,100 | 0 | 209,100 | 1,829.63 |
| CONROY, KATHLEEN | 89,400 | 171,500 | 0 | 260,900 | 2,282.88 |
| CONROY, PATRICK W | 58,500 | 30,200 | 0 | 88,700 | 776.13 |
| CONSALVO, ANGELA A | 40,800 | 18,700 | 24,250 | 35,250 | 308.44 |
| COOMBS, KELLIE A | 53,100 | 82,900 | 0 | 136,000 | 1,190.00 |
| CORMIER, CHRISTOPHER, | 36,700 | 0 | 0 | 36,700 | 321.13 |
| CORMIER, HENRY | 0 | 23,800 | 23,800 | 0 | 0 |
| CORMIER, SHANE | 48,000 | 157,900 | 24,250 | 181,650 | 1,589.44 |
| COSSEY, DESIREE | 37,900 | 86,400 | 0 | 124,300 | 1,087.63 |
| COTE, BERTRAND E | 50,200 | 174,100 | 30,070 | 194,230 | 1,699.51 |
| COTE, CAROLINE | 57,300 | 43,200 | 0 | 100,500 | 879.38 |
| COTE, MAURICE | 41,800 | 105,700 | 30,070 | 117,430 | 1,027.51 |
| COTE, RODNEY W & | 32,200 | 208,900 | 0 | 241,100 | 2,109.63 |
| COTE, RONALD | 55,200 | 89,800 | 30,070 | 114,930 | 1,005.64 |
| COTNOIR, MATTHEW R | 47,800 | 192,100 | 0 | 239,900 | 2,099.13 |
| COTY, ROL ORIANNE | 48,200 | 76,200 | 24,250 | 100,150 | 876.31 |
| COUILLARD, JOHN M | 42,700 | 87,700 | 0 | 130,400 | 1,141.00 |
| COUILLARD, PHILIPPE R | 52,200 | 32,800 | 24,250 | 60,750 | 531.56 |

| Name | Land | Building | Exempt | Total Valuation | Taxes |
|-----------------------|---------|----------|--------|-----------------|----------|
| COURANT, JOHN A | 45,600 | 97,500 | 30,070 | 113,030 | 989.01 |
| COURBRON, JODY C | 62,300 | 18,000 | 0 | 80,300 | 702.63 |
| COURTEMANCHE, GILE | 61,600 | 170,500 | 24,250 | 207,850 | 1,818.69 |
| COURTEMANCHE, GILE R | 48,000 | 163,100 | 0 | 211,100 | 1,847.13 |
| COUTURE, DONALD F | 46,400 | 87,300 | 24,250 | 109,450 | 957.69 |
| COUTURE, RYAN | 68,200 | 127,200 | 0 | 195,400 | 1,709.75 |
| COUTURE, RYAN | 39,900 | 89,800 | 0 | 129,700 | 1,134.88 |
| COUTURE, RYAN | 33,100 | 40,900 | 0 | 74,000 | 647.5 |
| COUTURE, THOMAS J | 39,400 | 102,900 | 0 | 142,300 | 1,245.13 |
| COUTURIER, ANDRE M | 45,200 | 110,600 | 24,250 | 131,550 | 1,151.06 |
| COUTURIER, KATIE A | 41,000 | 58,400 | 24,250 | 75,150 | 657.56 |
| COUTURIER, ROGER | 36,200 | 94,800 | 30,070 | 100,930 | 883.14 |
| COUTURIER, ROGER P | 46,800 | 140,500 | 24,250 | 163,050 | 1,426.69 |
| CRAFTS, JOHN DALE | 116,500 | 39,900 | 0 | 156,400 | 1,368.50 |
| CRAIG, PETER | 22,000 | 115,500 | 24,250 | 113,250 | 990.94 |
| CRAVEN, DAVID M | 64,200 | 30,500 | 0 | 94,700 | 828.63 |
| CREAMER, GERALDINE M | 54,700 | 116,300 | 30,070 | 140,930 | 1,233.14 |
| CREAMER, STEVE | 34,000 | 44,100 | 24,250 | 53,850 | 471.19 |
| CROCKETT, MARY S | 36,200 | 94,100 | 0 | 130,300 | 1,140.13 |
| CROOKSTON, DAVID W | 31,400 | 42,900 | 24,250 | 50,050 | 437.94 |
| CROSBY, MARK | 41,800 | 123,300 | 0 | 165,100 | 1,444.63 |
| CROSSON, EDDIE J | 46,600 | 139,400 | 0 | 186,000 | 1,627.50 |
| CROWELL, JEFFREY W | 40,800 | 84,700 | 0 | 125,500 | 1,098.13 |
| CULLETON, SUZANNE M | 45,200 | 91,500 | 0 | 136,700 | 1,196.13 |
| CUMMINGS, RUTH ET ALS | 0 | 16,600 | 16,600 | 0 | 0 |
| CUNLIFFE, DAN | 0 | 4,700 | 0 | 4,700 | 41.13 |
| CUNLIFFE, DANIEL P SR | 46,200 | 11,700 | 0 | 57,900 | 506.63 |
| CUNLIFFE, DOROTHY P | 91,600 | 43,800 | 0 | 135,400 | 1,184.75 |
| CUNLIFFE, JUDITH E | 127,300 | 133,800 | 24,250 | 236,850 | 2,072.44 |
| CUNLIFFE, THOMAS J | 46,500 | 313,800 | 0 | 360,300 | 3,152.63 |
| CUNLIFFE, THOMAS J | 46,800 | 208,500 | 0 | 255,300 | 2,233.88 |
| CUNLIFFE, THOMAS J | 31,500 | 0 | 0 | 31,500 | 275.63 |
| CUNNINGHAM, CHERYL L | 53,400 | 68,800 | 0 | 122,200 | 1,069.25 |
| CURRAN, MICHAEL G | 45,500 | 229,600 | 0 | 275,100 | 2,407.13 |
| CURTIS, VICKI A | 104,700 | 142,500 | 24,250 | 222,950 | 1,950.81 |
| CYR, JOHN J | 14,000 | 0 | 0 | 14,000 | 122.5 |
| CYR, JOHN J | 54,500 | 149,100 | 24,250 | 179,350 | 1,569.31 |
| CYR, MARK | 46,800 | 148,200 | 24,250 | 170,750 | 1,494.06 |
| CYR, ROBERT R | 48,100 | 121,000 | 30,070 | 139,030 | 1,216.51 |
| CYR, STEVE R | 40,400 | 174,000 | 24,250 | 190,150 | 1,663.81 |
| D & D MANAGEMENT LLC | 43,800 | 122,800 | 0 | 166,600 | 1,457.75 |
| DAHAN, DAVID & MAYA A | 58,100 | 285,000 | 0 | 343,100 | 3,002.13 |

| Name | Land | Building | Exempt | Total Valuation | Taxes |
|-------------------------|---------|----------|--------|-----------------|----------|
| DAIGLE, MATTHEW A | 47,900 | 176,000 | 0 | 223,900 | 1,959.13 |
| DAIGLE, RICHARD A | 53,800 | 100,200 | 30,070 | 123,930 | 1,084.39 |
| DAIGLE, STEVEN R | 41,800 | 167,600 | 24,250 | 185,150 | 1,620.06 |
| DAIGLE, ZACHARY S | 45,500 | 101,200 | 0 | 146,700 | 1,283.63 |
| DALEY, PATRICK B | 51,700 | 9,500 | 24,250 | 36,950 | 323.31 |
| DALY, CHRISTOPHER | 57,200 | 213,700 | 0 | 270,900 | 2,370.38 |
| DAME, CHARLES | 61,300 | 35,100 | 0 | 96,400 | 843.5 |
| DAMON, DONALD W JR | 50,400 | 114,700 | 24,250 | 140,850 | 1,232.44 |
| DAMOUR, GERARD | 52,200 | 120,100 | 24,250 | 148,050 | 1,295.44 |
| DANIELS, JAMES | 138,400 | 11,000 | 0 | 149,400 | 1,307.25 |
| DANIS, RENALD A | 12,000 | 8,900 | 0 | 20,900 | 182.88 |
| DANIS, RENALD A | 4,000 | 0 | 0 | 4,000 | 35 |
| DANSE, MICHAEL | 10,400 | 0 | 0 | 10,400 | 91 |
| DANSE, MICHAEL | 41,800 | 112,400 | 0 | 154,200 | 1,349.25 |
| D'AUGUSTINE, GREGORY | 47,600 | 240,900 | 24,250 | 264,250 | 2,312.19 |
| D'AUGUSTINE, GREGORY | 7,500 | 0 | 0 | 7,500 | 65.63 |
| D'AUGUSTINE, GREGORY J | 2,100 | 0 | 0 | 2,100 | 18.38 |
| DAVIS, JASON E | 46,800 | 0 | 0 | 46,800 | 409.5 |
| DAVIS, JASON E & | 49,700 | 228,300 | 24,250 | 253,750 | 2,220.31 |
| DAVIS, LILLIAN MAY | 41,300 | 30,900 | 0 | 72,200 | 631.75 |
| DAVIS, MICHAEL J | 55,900 | 177,700 | 0 | 233,600 | 2,044.00 |
| DAY, KEVIN W | 42,100 | 78,900 | 0 | 121,000 | 1,058.75 |
| DEAN, MIKE | 0 | 18,200 | 0 | 18,200 | 159.25 |
| DEARBORN, LINDA | 41,000 | 76,800 | 24,250 | 93,550 | 818.56 |
| DEBLOIS, EDGAR W | 57,300 | 119,300 | 24,250 | 152,350 | 1,333.06 |
| DEBLOIS, GLENN R | 65,000 | 163,700 | 24,250 | 204,450 | 1,788.94 |
| DEBLOIS, JOSEPH A | 50,500 | 225,600 | 24,250 | 251,850 | 2,203.69 |
| DECOSTER, JEREMY J | 48,200 | 152,600 | 0 | 200,800 | 1,757.00 |
| DEEMER-KIMBALL, KRYSTLE | 38,000 | 81,300 | 24,250 | 95,050 | 831.69 |
| DEFELICE, RALPH J JR | 37,500 | 97,400 | 24,250 | 110,650 | 968.19 |
| DELORME, ROLAND J | 35,400 | 15,800 | 0 | 51,200 | 448 |
| DELORME, ROLAND JOSEPH | 62,800 | 77,300 | 24,250 | 115,850 | 1,013.69 |
| DEMASCIO, JAMES | 48,100 | 93,600 | 24,250 | 117,450 | 1,027.69 |
| DEMERS, RYAN | 53,700 | 173,800 | 24,250 | 203,250 | 1,778.44 |
| DEMERS, SANDRA | 87,300 | 115,500 | 24,250 | 178,550 | 1,562.31 |
| DENNIS, PETER L | 47,700 | 128,800 | 24,250 | 152,250 | 1,332.19 |
| DENONVILLE, GARY A | 43,500 | 100,900 | 24,250 | 120,150 | 1,051.31 |
| DENONVILLE, MAURICE A | 43,700 | 62,200 | 24,250 | 81,650 | 714.44 |
| DEROCHER, HALSY M | 42,800 | 143,600 | 24,250 | 162,150 | 1,418.81 |
| DEROCHER, JOSEPH W | 43,500 | 251,700 | 24,250 | 270,950 | 2,370.81 |
| DESCHAINED, SHERRY A | 53,100 | 117,600 | 24,250 | 146,450 | 1,281.44 |
| DESCHENES, JENNIFER P | 57,200 | 113,100 | 0 | 170,300 | 1,490.13 |

| Name | Land | Building | Exempt | Total Valuation | Taxes |
|------------------------|---------|----------|--------|-----------------|----------|
| DESJARDINS, ROBIN E | 46,600 | 167,500 | 24,250 | 189,850 | 1,661.19 |
| DESOI, CYNTHIA ALLEN | 60,600 | 243,700 | 24,250 | 280,050 | 2,450.44 |
| DIBELLO, FRED | 42,100 | 213,600 | 24,250 | 231,450 | 2,025.19 |
| DIBELLO, ROBERT A | 53,800 | 111,100 | 24,250 | 140,650 | 1,230.69 |
| DICKINSON, FREDERICK J | 25,800 | 124,600 | 24,250 | 126,150 | 1,103.81 |
| DIEHL, RYAN | 47,200 | 236,100 | 24,250 | 259,050 | 2,266.69 |
| DILLMAN, STEPHEN W | 45,500 | 176,600 | 0 | 222,100 | 1,943.38 |
| DIMARCO, JENNIFER | 46,600 | 400,500 | 0 | 447,100 | 3,912.13 |
| DION, GERARD M | 63,400 | 240,000 | 0 | 303,400 | 2,654.75 |
| DIONNE, BRIANA M | 46,100 | 106,100 | 0 | 152,200 | 1,331.75 |
| DIONNE, CATHERINE A | 34,000 | 39,000 | 5,820 | 67,180 | 587.83 |
| DIONNE, RICHARD B | 43,600 | 173,700 | 24,250 | 193,050 | 1,689.19 |
| DOBSON, ANTHONY H | 39,000 | 83,300 | 0 | 122,300 | 1,070.13 |
| DODGE, LAURIE A | 45,000 | 82,600 | 24,250 | 103,350 | 904.31 |
| DONALDSON, JUSTIN B | 54,000 | 195,200 | 0 | 249,200 | 2,180.50 |
| DONNELL, CHRISTOPHER | 46,800 | 106,200 | 0 | 153,000 | 1,338.75 |
| DONNELL, ELIZABETH A | 46,500 | 45,300 | 0 | 91,800 | 803.25 |
| DONOGHUE, ROBERT | 0 | 25,200 | 0 | 25,200 | 220.5 |
| DONOVAN, ALBERT | 60,000 | 181,600 | 0 | 241,600 | 2,114.00 |
| DOORLY, JAMES W JR | 26,500 | 41,600 | 24,250 | 43,850 | 383.69 |
| DORRANCE, WAYNE J | 45,700 | 63,800 | 0 | 109,500 | 958.13 |
| DOSTIE, PAUL | 54,300 | 86,400 | 0 | 140,700 | 1,231.13 |
| DOSTIE, RICHARD G | 42,800 | 47,100 | 0 | 89,900 | 786.63 |
| DOUCETTE, SEAN J | 117,600 | 221,400 | 24,250 | 314,750 | 2,754.06 |
| DOUCETTE, SEAN J | 58,600 | 0 | 0 | 58,600 | 512.75 |
| DOUGLASS, DAVID L | 38,200 | 34,000 | 0 | 72,200 | 631.75 |
| DOYER, GERALD H | 74,000 | 30,600 | 0 | 104,600 | 915.25 |
| DOYON, JAMES A | 82,500 | 32,200 | 0 | 114,700 | 1,003.63 |
| DOYON, JAMES A | 45,500 | 84,200 | 24,250 | 105,450 | 922.69 |
| DOYON, NORMAND F | 48,600 | 141,400 | 24,250 | 165,750 | 1,450.31 |
| DOYON, RICHARD | 35,400 | 151,700 | 24,250 | 162,850 | 1,424.94 |
| DOYON, SCOTT | 18,500 | 0 | 0 | 18,500 | 161.88 |
| DRAPER, JOAN | 52,900 | 133,500 | 24,250 | 162,150 | 1,418.81 |
| DRAPER, KATHERINE | 31,400 | 56,000 | 0 | 87,400 | 764.75 |
| DRINKWATER, CHRISTINA | 0 | 18,800 | 18,800 | 0 | 0 |
| DROLSON, LUKE J | 40,800 | 12,800 | 24,250 | 29,350 | 256.81 |
| DUBE, MAURICE N | 53,900 | 193,700 | 24,250 | 223,350 | 1,954.31 |
| DUBE, MICHAEL C | 43,000 | 44,400 | 24,250 | 63,150 | 552.56 |
| DUBE, PETER E | 57,200 | 176,200 | 24,250 | 209,150 | 1,830.06 |
| DUBE, SUSAN D | 40,600 | 95,300 | 24,250 | 111,650 | 976.94 |
| DUBE, THOMAS N | 51,700 | 167,700 | 24,250 | 195,150 | 1,707.56 |
| DUBOIS, REGGIE | 8,600 | 0 | 0 | 8,600 | 75.25 |
| DUBOIS, RICHARD J | 35,200 | 59,400 | 0 | 94,600 | 827.75 |
| DUBOIS, TRENA M | 46,600 | 103,100 | 24,250 | 125,450 | 1,097.69 |

| Name | Land | Building | Exempt | Total Valuation | Taxes |
|-----------------------|---------|----------|--------|-----------------|----------|
| DUCHETTE, ROLAND L JR | 43,000 | 103,800 | 24,250 | 122,550 | 1,072.31 |
| DUFORT, ROLAND & | 46,500 | 37,900 | 0 | 84,400 | 738.5 |
| DUFOUR, DONALD P | 48,200 | 201,500 | 0 | 249,700 | 2,184.88 |
| DUGUAY, FRANCIS E | 54,200 | 94,900 | 24,250 | 124,850 | 1,092.44 |
| DUKES FAMILY LLC | 47,000 | 800 | 0 | 47,800 | 418.25 |
| DUKES FAMILY LLC | 45,500 | 0 | 0 | 45,500 | 398.13 |
| DULAC, AMY L | 41,500 | 0 | 0 | 41,500 | 363.13 |
| DULAC, AMY L | 46,500 | 131,200 | 24,250 | 153,450 | 1,342.69 |
| DULAC, ROGER E | 45,000 | 53,900 | 24,250 | 74,650 | 653.19 |
| DULAC, WILBERT W | 38,700 | 90,600 | 24,250 | 105,050 | 919.19 |
| DULAC, WILBERT W | 102,500 | 84,400 | 24,250 | 162,650 | 1,423.19 |
| DUMAIS, TAMMY L | 46,500 | 153,900 | 24,250 | 176,150 | 1,541.31 |
| DUMONT, ALBERT W | 64,000 | 115,000 | 24,250 | 154,750 | 1,354.06 |
| DUMONT, BILLY J | 48,600 | 151,000 | 24,250 | 175,350 | 1,534.31 |
| DUMONT, DAVID | 148,300 | 122,400 | 24,250 | 246,450 | 2,156.44 |
| DUMONT, RONALD E | 41,600 | 182,900 | 24,250 | 200,250 | 1,752.19 |
| DUNCAN, JAMES A | 56,600 | 177,900 | 24,250 | 210,250 | 1,839.69 |
| DUNCAN, PAUL A JR | 41,000 | 199,700 | 24,250 | 216,450 | 1,893.94 |
| DUNHAM, KYLE E | 48,900 | 168,600 | 0 | 217,500 | 1,903.13 |
| DUNHAM, MARK | 45,900 | 113,000 | 24,250 | 134,650 | 1,178.19 |
| DUNN, VALERIE V | 140,000 | 167,300 | 24,250 | 283,050 | 2,476.69 |
| DUNNE, MARGARET | 65,900 | 46,700 | 0 | 112,600 | 985.25 |
| DUNNINGTON, JARED C | 52,500 | 26,100 | 0 | 78,600 | 687.75 |
| DUNNINGTON, JARED C | 49,900 | 103,800 | 0 | 153,700 | 1,344.88 |
| DUNTON, OCEAN F & | 61,300 | 134,200 | 0 | 195,500 | 1,710.63 |
| DUPONT, THOMAS A | 32,200 | 78,800 | 0 | 111,000 | 971.25 |
| DUPUIS, RENAUD R & | 54,500 | 214,900 | 0 | 269,400 | 2,357.25 |
| DUPUIS, RENAUD R & | 4,700 | 0 | 0 | 4,700 | 41.13 |
| DUQUETTE, PAUL R | 104,800 | 160,500 | 0 | 265,300 | 2,321.38 |
| DURGIN, MICHAEL S | 41,000 | 125,900 | 24,250 | 142,650 | 1,248.19 |
| DUSTIN, RACHEL A | 42,800 | 57,900 | 0 | 100,700 | 881.13 |
| E J ENTERPRISES LLC | 44,300 | 56,800 | 0 | 101,100 | 884.63 |
| E J ENTERPRISES LLC | 47,700 | 4,300 | 0 | 52,000 | 455 |
| EASTER, CLAYTON A | 59,000 | 129,200 | 0 | 188,200 | 1,646.75 |
| ECKERT, JEFFREY A | 65,000 | 226,200 | 0 | 291,200 | 2,548.00 |
| EDDY, DAWN M | 44,200 | 22,700 | 24,250 | 42,650 | 373.19 |
| EDMUNDS, ROBYN C | 39,100 | 0 | 0 | 39,100 | 342.13 |
| EDWARDS, MICHAEL | 53,200 | 0 | 0 | 53,200 | 465.5 |
| ELLIOTT, OWEN G | 39,000 | 22,200 | 0 | 61,200 | 535.5 |
| ELLISON, DOUGLAS W | 43,200 | 87,200 | 0 | 130,400 | 1,141.00 |
| EMBER, JAMES R | 41,000 | 25,100 | 0 | 66,100 | 578.38 |
| EMERSON, KENNETH C | 102,000 | 93,800 | 24,250 | 171,550 | 1,501.06 |

| Name | Land | Building | Exempt | Total Valuation | Taxes |
|-------------------------|---------|----------|---------|-----------------|----------|
| ENNIS, ANDREA J | 43,800 | 86,900 | 24,250 | 106,450 | 931.44 |
| EPSTEIN, JOSHUA M & | 199,600 | 104,400 | 0 | 304,000 | 2,660.00 |
| EPSTEIN, JOSHUA M & | 43,500 | 0 | 0 | 43,500 | 380.63 |
| EQUITY TRUST CO, | 77,100 | 160,400 | 0 | 237,500 | 2,078.13 |
| ERLANDSON, JAN | 18,000 | 4,100 | 0 | 22,100 | 193.38 |
| ERSKINE, BRYAN R | 43,800 | 97,300 | 24,250 | 116,850 | 1,022.44 |
| ESPENSCHIED, DANIEL L | 63,000 | 120,600 | 0 | 183,600 | 1,606.50 |
| ESTABROOK, CHERYL A | 49,100 | 37,800 | 0 | 86,900 | 760.38 |
| ETHRIDGE, SANDRA J | 31,800 | 0 | 0 | 31,800 | 278.25 |
| ETHRIDGE, WILLIS R | 5,400 | 0 | 0 | 5,400 | 47.25 |
| EWING, HOLLY A | 44,900 | 137,800 | 24,250 | 158,450 | 1,386.44 |
| FALES, EILEEN M | 116,500 | 0 | 0 | 116,500 | 1,019.38 |
| FALES, ROSCOE H | 12,300 | 0 | 0 | 12,300 | 107.63 |
| FALES, ROSCOE H (HEIRS) | 78,400 | 27,100 | 0 | 105,500 | 923.13 |
| FANTIGROSSI, ANTHONY T | 26,200 | 400 | 0 | 26,600 | 232.75 |
| FANTIGROSSI, ANTHONY T | 127,400 | 73,500 | 0 | 200,900 | 1,757.88 |
| FANTOZZI, JUDY A | 46,800 | 21,900 | 0 | 68,700 | 601.13 |
| FARRENKOPF, CHERYL L | 48,000 | 7,200 | 0 | 55,200 | 483 |
| FARRENKOPF, ERIC R | 55,500 | 109,700 | 0 | 165,200 | 1,445.50 |
| FARRINGTON, NORMAN S JR | 46,400 | 104,100 | 30,070 | 120,430 | 1,053.76 |
| FARRINGTON, THERESA L | 46,400 | 89,800 | 24,250 | 111,950 | 979.56 |
| FARRIS PARK LLC | 186,300 | 392,200 | 0 | 578,500 | 5,061.88 |
| FARRIS, DARRYL K | 59,400 | 301,200 | 0 | 360,600 | 3,155.25 |
| FARRIS, DARRYL K | 47,300 | 150,600 | 24,250 | 173,650 | 1,519.44 |
| FARRIS, DARRYL K | 17,200 | 0 | 0 | 17,200 | 150.5 |
| FARRIS, GEORGE R JR | 46,000 | 118,100 | 24,250 | 139,850 | 1,223.69 |
| FEDERICO, DAVID E | 70,400 | 84,900 | 0 | 155,300 | 1,358.88 |
| FEELY, JOLINE G | 54,900 | 19,400 | 24,250 | 50,050 | 437.94 |
| FELLOWSHIP CHURCH | 50,400 | 303,400 | 353,800 | 0 | 0 |
| FERNALD, DOROTHY J | 54,000 | 197,600 | 24,250 | 227,350 | 1,989.31 |
| FERRARA, RHONDA | 17,100 | 167,200 | 0 | 184,300 | 1,612.63 |
| FERRARA, RHONDA | 93,400 | 55,000 | 24,250 | 124,150 | 1,086.31 |
| FERRELL, DAVID S | 55,900 | 121,300 | 24,250 | 152,950 | 1,338.31 |
| FIELD, EUGENE | 55,300 | 127,700 | 24,250 | 158,750 | 1,389.06 |
| FIELD, EUGENE | 30,000 | 100 | 0 | 30,100 | 263.38 |
| FIELD, JAMES | 47,500 | 174,900 | 0 | 222,400 | 1,946.00 |
| FIELD, RAY D LIFE | 45,000 | 48,500 | 24,250 | 69,250 | 605.94 |
| FISCHER, PAUL E | 67,700 | 229,700 | 24,250 | 273,150 | 2,390.06 |
| FISCHER, PAUL E | 6,600 | 0 | 0 | 6,600 | 57.75 |
| FISHER, BARBARA J | 32,200 | 118,100 | 24,250 | 126,050 | 1,102.94 |
| FITZSIMMONS, JOSEPH W | 52,800 | 102,600 | 24,250 | 131,150 | 1,147.56 |
| FLEET TRUCK AND | 66,500 | 233,400 | 0 | 299,900 | 2,624.13 |

| Name | Land | Building | Exempt | Total Valuation | Taxes |
|-------------------------|---------|-----------|--------|-----------------|-----------|
| FOGG, JOHN | 65,000 | 111,400 | 30,070 | 146,330 | 1,280.39 |
| FOGG, PATRICIA | 39,800 | 66,400 | 24,250 | 81,950 | 717.06 |
| FOISY, RICHARD | 40,400 | 166,300 | 24,250 | 182,450 | 1,596.44 |
| FONG, PEGGY S | 57,200 | 247,100 | 0 | 304,300 | 2,662.63 |
| FONTAINE, DANIEL | 57,600 | 403,700 | 24,250 | 437,050 | 3,824.19 |
| FOOTMAN, KAREN A | 32,000 | 58,000 | 24,250 | 65,750 | 575.31 |
| FORSTER, DIANE A | 85,600 | 45,200 | 0 | 130,800 | 1,144.50 |
| FORTIER, PHILIP | 48,000 | 52,900 | 24,250 | 76,650 | 670.69 |
| FORTIN CONSTRUCTION INC | 47,800 | 0 | 0 | 47,800 | 418.25 |
| FORTIN CONSTRUCTION INC | 27,000 | 0 | 0 | 27,000 | 236.25 |
| FORTIN CONSTRUCTION, | 31,400 | 0 | 0 | 31,400 | 274.75 |
| FORTIN CONSTRUCTION, | 30,300 | 0 | 0 | 30,300 | 265.13 |
| FORTIN, DANIEL A | 46,800 | 170,400 | 24,250 | 192,950 | 1,688.31 |
| FORTIN, GEORGE L | 74,200 | 80,000 | 0 | 154,200 | 1,349.25 |
| FORTIN, GEORGE L | 4,300 | 0 | 0 | 4,300 | 37.63 |
| FORTIN, JOHN D | 40,500 | 21,900 | 0 | 62,400 | 546 |
| FORTIN, MARY E | 45,500 | 138,200 | 24,250 | 159,450 | 1,395.19 |
| FORTIN, MICHAEL G | 29,400 | 79,800 | 0 | 109,200 | 955.5 |
| FORTIN, RYAN | 61,500 | 178,500 | 0 | 240,000 | 2,100.00 |
| FORTIN, THERESA A | 48,100 | 117,300 | 24,250 | 141,150 | 1,235.06 |
| FOURNIER, JARED R & | 110,400 | 225,100 | 24,250 | 311,250 | 2,723.44 |
| FOURNIER, SUSAN V | 104,900 | 394,400 | 24,250 | 475,050 | 4,156.69 |
| FOURNIER, TANYA L | 49,500 | 185,000 | 0 | 234,500 | 2,051.88 |
| FOWLER, RICHARD K | 48,200 | 116,800 | 24,250 | 140,750 | 1,231.56 |
| FRANCISCAN FATHERS | 21,100 | 0 | 21,100 | 0 | 0 |
| FRANCISCAN FATHERS | 41,000 | 0 | 41,000 | 0 | 0 |
| FRANCOEUR, ZECHARIAH | 41,400 | 74,200 | 24,250 | 91,350 | 799.31 |
| FRASER, RALPH | 55,700 | 122,300 | 30,070 | 147,930 | 1,294.39 |
| FRAZER, CELESTE L | 44,800 | 44,700 | 0 | 89,500 | 783.13 |
| FRECHETTE, CODY M | 19,500 | 31,300 | 0 | 50,800 | 444.5 |
| FRECHETTE, MICHAEL J | 51,800 | 108,700 | 24,250 | 136,250 | 1,192.19 |
| FREDEKIKSEN, DAVID L | 63,200 | 177,500 | 24,250 | 216,450 | 1,893.94 |
| FREEWAY INVESTMENTS | 37,600 | 0 | 0 | 37,600 | 329 |
| FRENCH, RICHARD H | 46,900 | 227,500 | 24,250 | 250,150 | 2,188.81 |
| FROST, ADAM | 51,300 | 101,500 | 0 | 152,800 | 1,337.00 |
| FURBUSH, CARLTON | 40,800 | 99,600 | 24,250 | 116,150 | 1,016.31 |
| FURMAN, ALICIA | 3,600 | 0 | 0 | 3,600 | 31.5 |
| FURMAN, ALICIA | 45,200 | 0 | 0 | 45,200 | 395.5 |
| FURMAN, ALICIA | 9,000 | 0 | 0 | 9,000 | 78.75 |
| FUTERA, NATHAN A | 103,300 | 129,900 | 0 | 233,200 | 2,040.50 |
| G & L REAL ESTATE LLC | 169,200 | 1,010,500 | 0 | 1,179,700 | 10,322.38 |
| G & L REAL ESTATE LLC | 37,000 | 0 | 0 | 37,000 | 323.75 |

| Name | Land | Building | Exempt | Total Valuation | Taxes |
|-------------------------|---------|-----------|-----------|-----------------|----------|
| G.I.P.O.P. | 0 | 1,281,400 | 1,281,400 | 0 | 0 |
| G.I.P.O.P. | 211,700 | 0 | 0 | 211,700 | 1,852.38 |
| GABRI, BARBARA M | 46,800 | 169,800 | 0 | 216,600 | 1,895.25 |
| GABRI, CAPEN | 57,200 | 166,200 | 24,250 | 199,150 | 1,742.56 |
| GAFFNEY, PATRICK | 121,900 | 17,800 | 0 | 139,700 | 1,222.38 |
| GAGNE, ANGELA | 40,600 | 81,400 | 0 | 122,000 | 1,067.50 |
| GAGNE, DANIEL & PATRICE | 157,100 | 29,100 | 0 | 186,200 | 1,629.25 |
| GAGNE, EUGENE R | 53,200 | 74,300 | 30,070 | 97,430 | 852.51 |
| GAGNE, IRENE | 43,800 | 115,700 | 24,250 | 135,250 | 1,183.44 |
| GAGNE, IRENE | 46,600 | 165,200 | 30,070 | 181,730 | 1,590.14 |
| GAGNE, JOHN ET ALS | 66,600 | 63,100 | 24,250 | 105,450 | 922.69 |
| GAGNE, LEO R | 46,600 | 144,300 | 24,250 | 166,650 | 1,458.19 |
| GAGNE, LISA M | 41,300 | 121,600 | 24,250 | 138,650 | 1,213.19 |
| GAGNE, PAUL | 46,200 | 187,100 | 0 | 233,300 | 2,041.38 |
| GAGNE, THOMAS W | 32,800 | 64,800 | 24,250 | 73,350 | 641.81 |
| GAGNON, BONNIE J | 59,100 | 25,300 | 24,250 | 60,150 | 526.31 |
| GAGNON, GARY M | 38,500 | 61,900 | 0 | 100,400 | 878.5 |
| GAGNON, GERARD N | 48,600 | 107,800 | 30,070 | 126,330 | 1,105.39 |
| GAGNON, MICHAEL | 39,500 | 152,000 | 24,250 | 167,250 | 1,463.44 |
| GAJARSKI, DAVID J | 53,100 | 31,700 | 30,070 | 54,730 | 478.89 |
| GAMACHE, DANIEL C | 63,800 | 26,200 | 0 | 90,000 | 787.5 |
| GAMOW, ALICIA S | 54,600 | 145,200 | 30,070 | 169,730 | 1,485.14 |
| GARDNER, CARLTON J | 41,400 | 137,300 | 24,250 | 154,450 | 1,351.44 |
| GARGIULO, SUSAN | 87,000 | 58,400 | 0 | 145,400 | 1,272.25 |
| GARRITY, TIMOTHY J | 35,800 | 78,300 | 0 | 114,100 | 998.38 |
| GARRITY, TIMOTHY J | 45,000 | 95,700 | 0 | 140,700 | 1,231.13 |
| GATES, BRADY J | 43,500 | 188,200 | 24,250 | 207,450 | 1,815.19 |
| GATTI, DEBRA | 57,200 | 188,000 | 24,250 | 220,950 | 1,933.31 |
| GAUDIN, NATHAN J | 50,400 | 109,300 | 24,250 | 135,450 | 1,185.19 |
| GAUTHIER, BECKY L | 50,400 | 39,100 | 0 | 89,500 | 783.13 |
| GAUTHIER, KATHLEEN | 50,900 | 20,600 | 24,250 | 47,250 | 413.44 |
| GAUTHIER, LUC | 46,300 | 60,900 | 24,250 | 82,950 | 725.81 |
| GAUTHIER, MARCEL | 32,200 | 13,800 | 24,250 | 21,750 | 190.31 |
| GAUTHIER, MARCEL P | 30,200 | 15,300 | 0 | 45,500 | 398.13 |
| GAUTHIER, PAUL M | 59,600 | 175,800 | 0 | 235,400 | 2,059.75 |
| GAUTHIER, PAULINE J | 700 | 0 | 0 | 700 | 6.13 |
| GAUTHIER, PAULINE J | 60,800 | 69,000 | 24,250 | 105,550 | 923.56 |
| GAUTHIER, RICHARD J | 61,100 | 145,700 | 0 | 206,800 | 1,809.50 |
| GENDRON, DAVID M | 97,900 | 174,200 | 0 | 272,100 | 2,380.88 |
| GENDRON, DIANE | 62,900 | 365,200 | 0 | 428,100 | 3,745.88 |
| GENDRON, DIANE C | 48,500 | 106,700 | 0 | 155,200 | 1,358.00 |
| GENDRON, DOREEN T | 39,000 | 101,000 | 24,250 | 115,750 | 1,012.81 |

| Name | Land | Building | Exempt | Total Valuation | Taxes |
|-------------------------|---------|----------|--------|-----------------|----------|
| GENDRON, JENNIFER | 15,000 | 0 | 0 | 15,000 | 131.25 |
| GERVAIS HOMES, LLC | 26,200 | 0 | 0 | 26,200 | 229.25 |
| GERVAIS, RICHARD J | 53,100 | 106,100 | 0 | 159,200 | 1,393.00 |
| GERVAIS, ROGER W | 47,700 | 75,000 | 0 | 122,700 | 1,073.63 |
| GIANOPOULOS, CHRISTOS | 50,600 | 161,300 | 24,250 | 187,650 | 1,641.94 |
| GIASSON, JOSEPH | 46,100 | 105,500 | 0 | 151,600 | 1,326.50 |
| GIBBS JAMES & MICHAEL | 50,900 | 85,200 | 24,250 | 111,850 | 978.69 |
| GIBBS, HAROLD | 32,300 | 0 | 0 | 32,300 | 282.63 |
| GIBBS, HAROLD J JR | 67,600 | 73,700 | 24,250 | 117,050 | 1,024.19 |
| GIBBS, MICHAEL A | 47,700 | 108,800 | 24,250 | 132,250 | 1,157.19 |
| GIBBS, SHARON G | 52,400 | 146,400 | 24,250 | 174,550 | 1,527.31 |
| GIDDINGS, CHRISTINA A | 45,500 | 33,400 | 24,250 | 54,650 | 478.19 |
| GIGUERE, LUCILLE P LIFE | 36,200 | 76,200 | 24,250 | 88,150 | 771.31 |
| GILBERT, ALEXANDER | 28,400 | 0 | 0 | 28,400 | 248.5 |
| GILBERT, ERIC | 61,500 | 380,700 | 0 | 442,200 | 3,869.25 |
| GILBERT, GREGORY | 26,200 | 15,700 | 0 | 41,900 | 366.63 |
| GILBERT, MICHAEL W | 19,500 | 0 | 0 | 19,500 | 170.63 |
| GILBERT, PAUL | 41,600 | 179,900 | 0 | 221,500 | 1,938.13 |
| GILBERT, PAUL | 58,700 | 0 | 0 | 58,700 | 513.63 |
| GILBERT, STEVEN L | 48,900 | 87,100 | 24,250 | 111,750 | 977.81 |
| GILBERT, YVON R | 59,500 | 160,200 | 0 | 219,700 | 1,922.38 |
| GILCHRIST, ERYN M | 46,200 | 96,000 | 24,250 | 117,950 | 1,032.06 |
| GILMORE, EARLE A | 47,000 | 132,400 | 24,250 | 155,150 | 1,357.56 |
| GIRARD, ANNE M | 42,800 | 96,300 | 24,250 | 114,850 | 1,004.94 |
| GIRARD, TIMOTHY I | 37,700 | 119,800 | 0 | 157,500 | 1,378.13 |
| GIRARDIN, PAUL | 47,700 | 91,700 | 24,250 | 115,150 | 1,007.56 |
| GIROUARD, JEFFREY | 40,600 | 205,700 | 24,250 | 222,050 | 1,942.94 |
| GIROUARD, STEPHANIE L | 31,400 | 196,600 | 24,250 | 203,750 | 1,782.81 |
| GIROUX, EDWARD & | 161,800 | 140,100 | 24,250 | 277,650 | 2,429.44 |
| GIROUX, EDWARD H | 43,800 | 118,100 | 24,250 | 137,650 | 1,204.44 |
| GIROUX, MASON F & | 47,000 | 121,800 | 0 | 168,800 | 1,477.00 |
| GIROUX, RYAN E | 82,700 | 132,900 | 24,250 | 191,350 | 1,674.31 |
| GL, LLC | 31,900 | 0 | 0 | 31,900 | 279.13 |
| GLASSCOCK, ANNETTE | 0 | 13,300 | 13,300 | 0 | 0 |
| GLC REAL ESTATE LLC | 41,500 | 8,200 | 0 | 49,700 | 434.88 |
| GLC REAL ESTATE LLC | 57,300 | 16,500 | 0 | 73,800 | 645.75 |
| GLC REAL ESTATE, LLC | 46,500 | 10,600 | 0 | 57,100 | 499.63 |
| GODDARD, LORI A | 37,900 | 100,800 | 24,250 | 114,450 | 1,001.44 |
| GOLDRUP, ALTON | 63,300 | 61,600 | 30,070 | 94,830 | 829.76 |
| GOLDRUP, CLYDE M | 55,200 | 55,000 | 24,250 | 85,950 | 752.06 |
| GOLDRUP, JULIE | 25,800 | 113,200 | 0 | 139,000 | 1,216.25 |
| GOLDRUP, LILLA | 43,500 | 79,200 | 24,250 | 98,450 | 861.44 |
| GOLDRUP, LILLA | 18,800 | 0 | 0 | 18,800 | 164.5 |
| GOLDRUP, MARION A | 92,200 | 95,100 | 24,250 | 163,050 | 1,426.69 |

| Name | Land | Building | Exempt | Total Valuation | Taxes |
|-------------------------|---------|-----------|-----------|-----------------|----------|
| GOLDRUP, SHAWN A | 44,900 | 122,600 | 24,250 | 143,250 | 1,253.44 |
| GORHAM, CHRISTOPHER R | 55,800 | 102,000 | 24,250 | 133,550 | 1,168.56 |
| GORHAM, PATRICK | 52,200 | 175,100 | 24,250 | 203,050 | 1,776.69 |
| GOSS, SANDRA L | 46,200 | 73,700 | 0 | 119,900 | 1,049.13 |
| GOSSELIN, AARON J | 44,100 | 162,800 | 0 | 206,900 | 1,810.38 |
| GOSSELIN, CARRIE | 45,200 | 124,100 | 0 | 169,300 | 1,481.38 |
| GOSSELIN, RICHARD J | 57,200 | 141,800 | 24,250 | 174,750 | 1,529.06 |
| GOSSELIN, SCOTT | 49,700 | 30,800 | 0 | 80,500 | 704.38 |
| GOUDREAU, FRANK C | 5,500 | 0 | 0 | 5,500 | 48.13 |
| GOUDREAU, FRANK CLYDE | 106,300 | 337,500 | 24,250 | 419,550 | 3,671.06 |
| GOULD, ROBERT C SR & | 45,000 | 110,000 | 0 | 155,000 | 1,356.25 |
| GOULET, KERRY L | 46,900 | 44,100 | 24,250 | 66,750 | 584.06 |
| GOULET, MICHAEL G | 9,200 | 0 | 0 | 9,200 | 80.5 |
| GOULET, RAYMOND E | 5,800 | 0 | 0 | 5,800 | 50.75 |
| GOULET, RAYMOND E | 79,000 | 0 | 0 | 79,000 | 691.25 |
| GOULET, STEVEN J | 38,700 | 155,600 | 24,250 | 170,050 | 1,487.94 |
| GOULETTE, TEX L | 70,100 | 69,100 | 0 | 139,200 | 1,218.00 |
| GOUPIL, ROLAND | 0 | 10,900 | 10,900 | 0 | 0 |
| GOWELL, STEPHEN I | 46,500 | 134,800 | 24,250 | 157,050 | 1,374.19 |
| GOYETTE, BRIDGET A | 40,400 | 33,600 | 24,250 | 49,750 | 435.31 |
| GOYETTE, SEAN R & STACY | 48,400 | 15,000 | 0 | 63,400 | 554.75 |
| GRAHAM, DANIEL CALVIN | 50,100 | 97,400 | 24,250 | 123,250 | 1,078.44 |
| GRANDMAISON, PAUL | 29,500 | 21,500 | 24,250 | 26,750 | 234.06 |
| GRANT, LEON | 39,000 | 0 | 0 | 39,000 | 341.25 |
| GRANT, LEON | 51,200 | 98,000 | 24,250 | 124,950 | 1,093.31 |
| GRANT, RONALD I | 48,200 | 181,100 | 30,070 | 199,230 | 1,743.26 |
| GRANT, STEPHEN D | 46,500 | 211,600 | 24,250 | 233,850 | 2,046.19 |
| GRAUL, DONALD R | 46,500 | 47,800 | 24,250 | 70,050 | 612.94 |
| GRAVEL, BOBBIE S | 50,400 | 161,800 | 0 | 212,200 | 1,856.75 |
| GRAVEL, DANNY C | 44,900 | 101,000 | 24,250 | 121,650 | 1,064.44 |
| GRAY, JOHN M | 47,500 | 172,300 | 0 | 219,800 | 1,923.25 |
| GRAY, PETER M | 38,400 | 44,300 | 24,250 | 58,450 | 511.44 |
| GRAY, TRAVIS | 27,700 | 0 | 0 | 27,700 | 242.38 |
| GRAY, TRAVIS | 50,200 | 39,400 | 0 | 89,600 | 784 |
| GRAY, TRAVIS B | 40,800 | 187,900 | 0 | 228,700 | 2,001.13 |
| GRAY, TRAVIS B | 40,300 | 3,800 | 0 | 44,100 | 385.88 |
| GREEN MAINE REALTY | 52,100 | 31,900 | 0 | 84,000 | 735 |
| GREEN, DENNIS W | 48,800 | 106,800 | 30,070 | 125,530 | 1,098.39 |
| GREENE CENTRAL SCHOOL | 135,200 | 1,271,400 | 1,406,600 | 0 | 0 |
| GREENE DUMP # 2 | 66,600 | 18,800 | 85,400 | 0 | 0 |
| GREENE FIRE DEPARTMENT | 52,200 | 1,069,900 | 1,122,100 | 0 | 0 |
| GREENE GRAVEL PIT | 12,000 | 0 | 12,000 | 0 | 0 |
| GREENE MUNICIPAL | 79,900 | 768,000 | 847,900 | 0 | 0 |
| GREENE RECREATION | 88,800 | 0 | 88,800 | 0 | 0 |

| Name | Land | Building | Exempt | Total Valuation | Taxes |
|-----------------------|---------|----------|--------|-----------------|----------|
| GREENE TOWN DUMP | 35,100 | 0 | 35,100 | 0 | 0 |
| GREENE TOWN HOUSE | 9,000 | 57,600 | 66,600 | 0 | 0 |
| GREENE, DAVID C | 114,400 | 0 | 0 | 114,400 | 1,001.00 |
| GREENE, DAVID C | 125,100 | 103,600 | 24,250 | 204,450 | 1,788.94 |
| GREENLAW, KATHERINE J | 42,000 | 214,000 | 0 | 256,000 | 2,240.00 |
| GREENWOOD CEMETERY | 1,400 | 0 | 1,400 | 0 | 0 |
| GREENWOOD, EDWARD | 45,000 | 108,100 | 30,070 | 123,030 | 1,076.51 |
| GREENWOOD, ROBERT E | 39,800 | 104,100 | 24,250 | 119,650 | 1,046.94 |
| GREFER-KIRKLAND, | 47,100 | 0 | 0 | 47,100 | 412.13 |
| GREGOIRE, MAURICE R | 79,200 | 203,500 | 24,250 | 258,450 | 2,261.44 |
| GRENIER, DIANA | 65,300 | 181,900 | 24,250 | 222,950 | 1,950.81 |
| GRENIER, LAURA A | 46,500 | 40,300 | 0 | 86,800 | 759.5 |
| GRENIER, LIONEL | 27,300 | 0 | 0 | 27,300 | 238.88 |
| GRENIER, LIONEL | 25,200 | 0 | 0 | 25,200 | 220.5 |
| GRENIER, LIONEL | 8,000 | 0 | 0 | 8,000 | 70 |
| GRENIER, LIONEL | 21,900 | 0 | 0 | 21,900 | 191.63 |
| GRIFFIN, DEIDRE A | 45,300 | 100,100 | 0 | 145,400 | 1,272.25 |
| GRIFFIN, JOLINE B | 53,000 | 34,500 | 0 | 87,500 | 765.63 |
| GRIFFIN, LEAH A | 38,600 | 143,800 | 24,250 | 158,150 | 1,383.81 |
| GRIGSBY, SUSAN | 171,800 | 362,000 | 0 | 533,800 | 4,670.75 |
| GRIMMEL, FRANCIS | 36,200 | 73,600 | 30,070 | 79,730 | 697.64 |
| GRIMMEL, PAUL | 50,000 | 66,800 | 30,070 | 86,730 | 758.89 |
| GRIMMEL, RODNEY | 47,000 | 145,600 | 24,250 | 168,350 | 1,473.06 |
| GROLEAU, PAUL L | 41,400 | 37,000 | 24,250 | 54,150 | 473.81 |
| GRONDIN, MARK R | 62,300 | 139,800 | 24,250 | 177,850 | 1,556.19 |
| GRONDIN, PAUL L | 47,300 | 187,900 | 24,250 | 210,950 | 1,845.81 |
| GROVER, JEFFREY M | 58,800 | 69,100 | 0 | 127,900 | 1,119.13 |
| GROVER, JEFFREY M & | 81,500 | 45,000 | 0 | 126,500 | 1,106.88 |
| GROVER, MICHAEL | 46,400 | 112,700 | 30,070 | 129,030 | 1,129.01 |
| GTP ACQUISITION | 31,500 | 127,800 | 0 | 159,300 | 1,393.88 |
| GTP ACQUISITION | 33,900 | 152,700 | 0 | 186,600 | 1,632.75 |
| GUAY, LAURA J | 64,300 | 132,900 | 24,250 | 172,950 | 1,513.31 |
| GUAY, NORMAND H | 39,000 | 134,200 | 30,070 | 143,130 | 1,252.39 |
| GUENETTE, DAWN C | 29,700 | 0 | 0 | 29,700 | 259.88 |
| GUENETTE, DAWN C | 7,400 | 0 | 0 | 7,400 | 64.75 |
| GUGLIOTTI, KENNETH | 104,000 | 123,600 | 0 | 227,600 | 1,991.50 |
| GUMPRECHT, JOSHUA J | 48,200 | 244,000 | 30,070 | 262,130 | 2,293.64 |
| GUNN, DENNIS | 34,300 | 0 | 0 | 34,300 | 300.13 |
| GUNN, DENNIS | 45,400 | 171,700 | 24,250 | 192,850 | 1,687.44 |
| GURNEY, CHRISTIAN | 49,100 | 204,200 | 0 | 253,300 | 2,216.38 |
| GURNEY, SHEILA F | 40,100 | 18,000 | 0 | 58,100 | 508.38 |
| GURSCHICK, ABIGAIL | 23,900 | 0 | 0 | 23,900 | 209.13 |

| Name | Land | Building | Exempt | Total Valuation | Taxes |
|-------------------------|---------|----------|--------|-----------------|----------|
| GUSTAVSON, CHARLES A | 121,600 | 134,800 | 24,250 | 232,150 | 2,031.31 |
| GUSTUS, MICHAEL L | 40,500 | 56,100 | 24,250 | 72,350 | 633.06 |
| GUYETTE, SHERRY M | 36,800 | 95,700 | 0 | 132,500 | 1,159.38 |
| HACK, ROBERT | 41,000 | 182,300 | 24,250 | 199,050 | 1,741.69 |
| HADAKIN, CHAD J | 43,800 | 84,800 | 24,250 | 104,350 | 913.06 |
| HAEFELE, DAVID C | 47,500 | 108,700 | 24,250 | 131,950 | 1,154.56 |
| HAITH, BONNI | 99,200 | 54,900 | 0 | 154,100 | 1,348.38 |
| HALL, RYAN A | 37,500 | 133,200 | 24,250 | 146,450 | 1,281.44 |
| HALL, SAMUEL | 33,100 | 122,100 | 24,250 | 130,950 | 1,145.81 |
| HAM, CAROL B | 65,300 | 145,800 | 24,250 | 186,850 | 1,634.94 |
| HAMANN, ROGER | 43,800 | 168,600 | 0 | 212,400 | 1,858.50 |
| HAMEL, ERNEST | 44,600 | 145,200 | 24,250 | 165,550 | 1,448.56 |
| HANNIGAN, MICHAEL W | 47,300 | 172,400 | 24,250 | 195,450 | 1,710.19 |
| HANNING, KEITH C | 38,200 | 126,700 | 30,070 | 134,830 | 1,179.76 |
| HANSCOM, DEREK L | 42,200 | 111,100 | 0 | 153,300 | 1,341.38 |
| HANSCOM, EUGENE O | 62,400 | 66,800 | 0 | 129,200 | 1,130.50 |
| HANSCOM, ROBERT JR | 57,100 | 146,000 | 24,250 | 178,850 | 1,564.94 |
| HANSCOM, TROY A | 46,400 | 88,800 | 24,250 | 110,950 | 970.81 |
| HANSON, SHERI L & | 46,000 | 144,200 | 0 | 190,200 | 1,664.25 |
| HANSON, SHERI L & | 7,600 | 0 | 0 | 7,600 | 66.5 |
| HANSON, SHERI L & | 44,600 | 104,400 | 0 | 149,000 | 1,303.75 |
| HANSON, THOMAS J | 144,900 | 127,100 | 24,250 | 247,750 | 2,167.81 |
| HARE, NOREEN M | 40,600 | 143,200 | 24,250 | 159,550 | 1,396.06 |
| HARMON, JOSEPH A & | 28,100 | 0 | 0 | 28,100 | 245.88 |
| HARNDEN, JON A & DEBBIE | 45,400 | 162,700 | 0 | 208,100 | 1,820.88 |
| HARRINGTON, EDWIN S | 41,000 | 88,400 | 24,250 | 105,150 | 920.06 |
| HARRINGTON, KEVIN C | 47,100 | 191,300 | 0 | 238,400 | 2,086.00 |
| HARRIS, ALBERT ROSS JR | 51,100 | 2,800 | 0 | 53,900 | 471.63 |
| HARRIS, AMANDA | 53,100 | 54,000 | 0 | 107,100 | 937.13 |
| HARRIS, DWIGHT O | 42,800 | 68,600 | 24,250 | 87,150 | 762.56 |
| HART, JEFFREY M | 43,400 | 8,900 | 0 | 52,300 | 457.63 |
| HARTFORD, TROY | 43,800 | 103,700 | 24,250 | 123,250 | 1,078.44 |
| HARVEY, MICHAEL | 24,700 | 0 | 0 | 24,700 | 216.13 |
| HARVEY, MICHAEL W | 131,400 | 43,300 | 0 | 174,700 | 1,528.63 |
| HARVEY, RENA A | 46,400 | 45,600 | 24,250 | 67,750 | 592.81 |
| HASTINGS, MICHAEL S | 53,200 | 116,200 | 0 | 169,400 | 1,482.25 |
| HATHORNE, WAYDE C | 40,600 | 129,900 | 24,250 | 146,250 | 1,279.69 |
| HAWKINS, ALEXIS B | 73,400 | 98,700 | 0 | 172,100 | 1,505.88 |
| HAYES, CLEVE A | 45,000 | 91,200 | 24,250 | 111,950 | 979.56 |
| HAYES, KAREN A | 43,300 | 82,900 | 30,070 | 96,130 | 841.14 |
| HAYES, LOULA J | 87,000 | 164,600 | 0 | 251,600 | 2,201.50 |
| HAYWARD, VIRA J | 93,900 | 70,800 | 0 | 164,700 | 1,441.13 |

| Name | Land | Building | Exempt | Total Valuation | Taxes |
|------------------------|---------|----------|--------|-----------------|----------|
| HAYWARD, VIRA J | 83,100 | 196,400 | 24,250 | 255,250 | 2,233.44 |
| HEALEY, KEVIN M | 146,300 | 254,200 | 24,250 | 376,250 | 3,292.19 |
| HEBERT, CASSANDRA | 43,100 | 104,300 | 0 | 147,400 | 1,289.75 |
| HEBERT, LISA | 8,200 | 0 | 0 | 8,200 | 71.75 |
| HEBERT, LISA G | 67,800 | 153,300 | 24,250 | 196,850 | 1,722.44 |
| HEBERT, ROBERT | 47,000 | 133,400 | 24,250 | 156,150 | 1,366.31 |
| HEBERT, SALLY ANN | 0 | 34,400 | 24,250 | 10,150 | 88.81 |
| HENAULT, LOUISE A | 45,200 | 99,100 | 24,250 | 120,050 | 1,050.44 |
| HENDON, E LYNNE | 1,500 | 0 | 0 | 1,500 | 13.13 |
| HENDON, ROBERT W | 82,900 | 582,600 | 24,250 | 641,250 | 5,610.94 |
| HERRICK, GEORGE JR | 38,900 | 120,300 | 30,070 | 129,130 | 1,129.89 |
| HEWITT, ALBERT E | 46,600 | 111,700 | 24,250 | 134,050 | 1,172.94 |
| HIGGINS, ANGELA L | 25,600 | 0 | 0 | 25,600 | 224 |
| HIGGINS, ANGELA L | 42,200 | 95,600 | 0 | 137,800 | 1,205.75 |
| HIGGINS, JOSHUA W | 40,600 | 175,500 | 24,250 | 191,850 | 1,678.69 |
| HIGGINS, MATTHEW | 28,100 | 0 | 0 | 28,100 | 245.88 |
| HIGGINS, MATTHEW | 42,200 | 168,500 | 24,250 | 186,450 | 1,631.44 |
| HIGGINS, PETER | 47,300 | 137,300 | 24,250 | 160,350 | 1,403.06 |
| HIGGINS, SETH E | 47,000 | 110,200 | 24,250 | 132,950 | 1,163.31 |
| HILTS, LINDA L | 43,800 | 89,800 | 24,250 | 109,350 | 956.81 |
| HINDS, STANLEY W | 41,800 | 202,600 | 24,250 | 220,150 | 1,926.31 |
| HINDS, STANLEY W | 33,300 | 99,200 | 0 | 132,500 | 1,159.38 |
| HINDS, STANLEY W III | 42,800 | 106,100 | 0 | 148,900 | 1,302.88 |
| HINXMAN, WAYNE D | 43,000 | 198,500 | 24,250 | 217,250 | 1,900.94 |
| HINXMAN, WAYNE D | 78,100 | 183,500 | 0 | 261,600 | 2,289.00 |
| HISCOCK, HEIDI M | 37,700 | 110,100 | 24,250 | 123,550 | 1,081.06 |
| HOBART, GREGGORY M | 49,600 | 143,400 | 24,250 | 168,750 | 1,476.56 |
| HODGDON, CHARLES | 64,600 | 111,700 | 24,250 | 152,050 | 1,330.44 |
| HODGKINS, ROBERT D | 48,600 | 68,500 | 30,070 | 87,030 | 761.51 |
| HODSDON, DOREEN E | 24,200 | 140,200 | 24,250 | 140,150 | 1,226.31 |
| HOFACKER, SASHA R | 46,500 | 112,400 | 24,250 | 134,650 | 1,178.19 |
| HOFFAY, LORRI ADDITON | 44,700 | 0 | 0 | 44,700 | 391.13 |
| HOGAN, FRANK | 12,700 | 0 | 0 | 12,700 | 111.13 |
| HOGAN, FRANK | 45,000 | 166,000 | 24,250 | 186,750 | 1,634.06 |
| HOLBROOK, WILLIAM | 45,000 | 114,800 | 24,250 | 135,550 | 1,186.06 |
| HOLLAND, ELISE M | 46,800 | 137,100 | 0 | 183,900 | 1,609.13 |
| HOLLSTEIN, JAYNE M | 24,500 | 71,500 | 24,250 | 71,750 | 627.81 |
| HOOPER, ROBERT & JENNY | 42,000 | 175,900 | 0 | 217,900 | 1,906.63 |
| HOPKINS, CHRISTOPHER M | 33,800 | 0 | 0 | 33,800 | 295.75 |
| HOPKINS, KAYLA | 45,200 | 134,400 | 0 | 179,600 | 1,571.50 |
| HORNING, LAWRENCE E | 44,700 | 35,900 | 30,070 | 50,530 | 442.14 |
| HOUGHTON, PETER A | 45,400 | 123,900 | 0 | 169,300 | 1,481.38 |

| Name | Land | Building | Exempt | Total Valuation | Taxes |
|-------------------------|---------|----------|--------|-----------------|----------|
| HOULD, ARTHUR J JR | 46,500 | 67,100 | 24,250 | 89,350 | 781.81 |
| HOWE, LAURA B | 55,100 | 55,800 | 0 | 110,900 | 970.38 |
| HOWE, SEAN E | 45,900 | 95,200 | 0 | 141,100 | 1,234.63 |
| HOWE, THEODORE W | 55,000 | 121,500 | 0 | 176,500 | 1,544.38 |
| HOWES, CRYSTAL M | 46,400 | 125,600 | 0 | 172,000 | 1,505.00 |
| HUNNEFIELD, KATHERINE A | 46,000 | 88,200 | 0 | 134,200 | 1,174.25 |
| HUNT, ROGER | 65,900 | 34,500 | 0 | 100,400 | 878.5 |
| HUNT, STEVEN R JR | 46,800 | 143,900 | 24,250 | 166,450 | 1,456.44 |
| HURRICANE PROPERTIES | 24,700 | 0 | 0 | 24,700 | 216.13 |
| HURRICANE PROPERTIES | 56,200 | 158,600 | 0 | 214,800 | 1,879.50 |
| HUTCHINS, MARY E | 45,000 | 151,300 | 24,250 | 172,050 | 1,505.44 |
| HUTCHINSON, ERICA LYNN | 48,600 | 153,700 | 24,250 | 178,050 | 1,557.94 |
| HUTCHINSON, JOSEPH A | 41,000 | 84,200 | 0 | 125,200 | 1,095.50 |
| HUTCHINSON, RONALD S JR | 57,000 | 133,100 | 24,250 | 165,850 | 1,451.19 |
| HUTTON, MARK G | 85,700 | 145,300 | 0 | 231,000 | 2,021.25 |
| IANNAZZO, ANTHONY J | 54,200 | 95,300 | 0 | 149,500 | 1,308.13 |
| IANNOTTI, MICHAEL | 46,400 | 95,800 | 0 | 142,200 | 1,244.25 |
| ILERI, SERA | 47,100 | 127,900 | 0 | 175,000 | 1,531.25 |
| INGERSOIL, NORRIS E | 113,000 | 129,500 | 0 | 242,500 | 2,121.88 |
| IRISH, WOODROW F JR | 64,800 | 178,100 | 30,070 | 212,830 | 1,862.26 |
| IVY, SCOTT A | 20,700 | 45,100 | 0 | 65,800 | 575.75 |
| IZER, ROSS F | 39,800 | 77,000 | 24,250 | 92,550 | 809.81 |
| JACKSON, DANIEL | 40,800 | 16,800 | 0 | 57,600 | 504 |
| JACKSON-WASHBURN, LINDA | 127,700 | 114,300 | 24,250 | 217,750 | 1,905.31 |
| JACOBS, DONALD L | 52,200 | 59,800 | 30,070 | 81,930 | 716.89 |
| JACOBS, STEPHEN B | 50,000 | 150,700 | 24,250 | 176,450 | 1,543.94 |
| JACOBS, STEVEN S | 130,400 | 149,400 | 0 | 279,800 | 2,448.25 |
| JACQUES, CAROL A | 21,000 | 80,000 | 24,250 | 76,750 | 671.56 |
| JACQUES, DANIEL A | 127,000 | 197,000 | 24,250 | 299,750 | 2,622.81 |
| JALBERT, DAVID | 40,800 | 93,900 | 24,250 | 110,450 | 966.44 |
| JANOSCO, STEVE | 57,200 | 152,500 | 24,250 | 185,450 | 1,622.69 |
| JARVIS REALTY LLC | 109,800 | 332,100 | 0 | 441,900 | 3,866.63 |
| JEAN, GERALDINE | 47,200 | 107,400 | 24,250 | 130,350 | 1,140.56 |
| JEAN, HILLARY M | 48,600 | 83,800 | 0 | 132,400 | 1,158.50 |
| JEAN, LISA A | 47,800 | 114,200 | 24,250 | 137,750 | 1,205.31 |
| JEFFCOATS, TIMOTHY P | 56,600 | 170,600 | 30,070 | 197,130 | 1,724.89 |
| JERVIS, JOCELYN C | 99,600 | 196,800 | 24,250 | 272,150 | 2,381.31 |
| JIPSON, JOSEPH | 76,500 | 58,200 | 0 | 134,700 | 1,178.63 |
| JIPSON, JOSEPH | 35,800 | 106,700 | 30,070 | 112,430 | 983.76 |
| JOHNSON, ADAM | 43,700 | 176,400 | 0 | 220,100 | 1,925.88 |
| JOHNSON, CHRISTOPHER A | 45,100 | 216,700 | 0 | 261,800 | 2,290.75 |
| JOHNSON, DAVID N | 52,200 | 119,500 | 24,250 | 147,450 | 1,290.19 |

| Name | Land | Building | Exempt | Total Valuation | Taxes |
|-------------------------|--------|----------|---------|-----------------|----------|
| JOHNSON, GLENDA L | 43,500 | 72,500 | 0 | 116,000 | 1,015.00 |
| JOHNSON, HELEN A | 92,400 | 95,000 | 30,070 | 157,330 | 1,376.64 |
| JOHNSON, HOWARD JR | 600 | 0 | 0 | 600 | 5.25 |
| JOHNSON, LYNDA M | 34,800 | 0 | 0 | 34,800 | 304.5 |
| JOHNSON, RONALD | 46,800 | 29,000 | 24,250 | 51,550 | 451.06 |
| JOHNSON, TAMMY L | 45,200 | 117,000 | 24,250 | 137,950 | 1,207.06 |
| JOHNSON, THOMAS D | 41,400 | 26,700 | 24,250 | 43,850 | 383.69 |
| JOHNSTON, CARROLL A | 89,600 | 86,400 | 30,070 | 145,930 | 1,276.89 |
| JOHNSTON, DEBRA N | 48,300 | 34,800 | 0 | 83,100 | 727.13 |
| JOKINEN, PETER W | 46,400 | 62,000 | 0 | 108,400 | 948.5 |
| JOLICOEUR, PETER | 37,700 | 98,100 | 24,250 | 111,550 | 976.06 |
| JONES, LEE E | 49,900 | 148,300 | 24,250 | 173,950 | 1,522.06 |
| JORDAN, CALEB J | 55,800 | 122,500 | 0 | 178,300 | 1,560.13 |
| JORDAN, DIANE | 57,200 | 279,900 | 24,250 | 312,850 | 2,737.44 |
| JORDAN, SHAWN | 31,800 | 0 | 0 | 31,800 | 278.25 |
| JORDAN, SHAWN E | 48,600 | 115,400 | 24,250 | 139,750 | 1,222.81 |
| JORDAN, SR, THOMAS C & | 61,500 | 0 | 0 | 61,500 | 538.13 |
| JORDAN, THOMAS C SR | 71,100 | 0 | 0 | 71,100 | 622.13 |
| JOYNER, LINA J | 56,600 | 108,300 | 24,250 | 140,650 | 1,230.69 |
| JULIA ADAMS MORSE | 47,300 | 204,700 | 252,000 | 0 | 0 |
| JUNTURA, TAMI L | 49,400 | 204,800 | 24,250 | 229,950 | 2,012.06 |
| JUTRAS, CONRAD, ARMAND, | 9,600 | 1,200 | 0 | 10,800 | 94.5 |
| K AND L PROPERTIES OF | 64,800 | 252,400 | 0 | 317,200 | 2,775.50 |
| KANE, TRAVIS | 48,900 | 118,700 | 0 | 167,600 | 1,466.50 |
| KARY, DANIEL J LIVING | 73,000 | 322,300 | 24,250 | 371,050 | 3,246.69 |
| KAUFMAN, DENISE | 48,300 | 115,700 | 24,250 | 139,750 | 1,222.81 |
| KAYASHIMA, ANNE MARIE | 43,000 | 70,500 | 0 | 113,500 | 993.13 |
| KEEFE, JEAN M | 61,000 | 46,700 | 30,070 | 77,630 | 679.26 |
| KEENAN, ROBERT C | 40,800 | 175,900 | 24,250 | 192,450 | 1,683.94 |
| KEENE, DENISE | 0 | 20,800 | 0 | 20,800 | 182 |
| KEITH, MARK A SR | 45,000 | 115,700 | 24,250 | 136,450 | 1,193.94 |
| KELLER, AMANDA & STUART | 45,900 | 118,700 | 0 | 164,600 | 1,440.25 |
| KELLEY, BRIAN W | 50,400 | 227,200 | 24,250 | 253,350 | 2,216.81 |
| KELSEY, THOMAS E | 48,500 | 90,600 | 0 | 139,100 | 1,217.13 |
| KENT PROPERTY SOLUTIONS | 55,000 | 64,600 | 0 | 119,600 | 1,046.50 |
| KENT, DONNA S | 52,100 | 0 | 0 | 52,100 | 455.88 |
| KENT, DONNA S | 64,200 | 15,800 | 0 | 80,000 | 700 |
| KENT, DONNA S | 700 | 0 | 0 | 700 | 6.13 |
| KETCHER, DALENE TRUSTEE | 33,000 | 25,800 | 0 | 58,800 | 514.5 |
| KIBBEE, TAYLOR | 33,200 | 0 | 0 | 33,200 | 290.5 |
| KIBBEE, TAYLOR | 47,700 | 209,300 | 0 | 257,000 | 2,248.75 |
| KIDDER, JONI D | 44,400 | 127,100 | 24,250 | 147,250 | 1,288.44 |

| Name | Land | Building | Exempt | Total Valuation | Taxes |
|-------------------------|---------|----------|--------|-----------------|----------|
| KILTON, JESSICA E | 46,500 | 64,700 | 0 | 111,200 | 973 |
| KIMBALL, ELAINA F | 53,400 | 100,100 | 24,250 | 129,250 | 1,130.94 |
| KING, JOYCE T | 47,000 | 126,300 | 30,070 | 143,230 | 1,253.26 |
| KING, KADENCE O | 46,000 | 49,100 | 0 | 95,100 | 832.13 |
| KING, SHELDON | 44,600 | 115,000 | 30,070 | 129,530 | 1,133.39 |
| KIRKLAND, ALLAN L | 62,000 | 220,400 | 24,250 | 258,150 | 2,258.81 |
| KIROUAC, DONALD | 62,500 | 167,400 | 30,070 | 199,830 | 1,748.51 |
| KIRSCHMANN, DAVID C | 36,600 | 73,000 | 24,250 | 85,350 | 746.81 |
| KNIGHT, WILLIAM B | 51,300 | 155,300 | 24,250 | 182,350 | 1,595.56 |
| KNOWLES, ELAINE | 43,800 | 79,000 | 24,250 | 98,550 | 862.31 |
| KNOWLTON, CAIN G | 44,100 | 81,700 | 24,250 | 101,550 | 888.56 |
| KNOWLTON, GREGORY | 39,000 | 124,800 | 24,250 | 139,550 | 1,221.06 |
| KOSTELANETZ, VICTOR | 307,800 | 246,300 | 0 | 554,100 | 4,848.38 |
| KOWALSKI, YURI C | 54,500 | 203,200 | 24,250 | 233,450 | 2,042.69 |
| KOWALSKI, YURI C | 42,200 | 0 | 0 | 42,200 | 369.25 |
| KRISE, | 55,900 | 119,100 | 0 | 175,000 | 1,531.25 |
| KULLSON, RICHARD | 51,200 | 145,900 | 0 | 197,100 | 1,724.63 |
| KUNATH, JONATHAN | 53,800 | 25,600 | 0 | 79,400 | 694.75 |
| KUNATH, JONATHAN L | 3,600 | 0 | 0 | 3,600 | 31.5 |
| KUNATH, KAYLA D | 71,700 | 28,200 | 0 | 99,900 | 874.13 |
| L H HOUSING LLC | 37,200 | 215,100 | 0 | 252,300 | 2,207.63 |
| LABBE, DAVID N | 47,800 | 87,000 | 24,250 | 110,550 | 967.31 |
| LABBE, JEFFREY M | 84,600 | 163,200 | 24,250 | 223,550 | 1,956.06 |
| LABBE, JEFFREY M | 32,500 | 0 | 0 | 32,500 | 284.38 |
| LABBE, RICHARD J | 36,200 | 89,300 | 24,250 | 101,250 | 885.94 |
| LABBE, ROBERT R | 46,800 | 92,500 | 24,250 | 115,050 | 1,006.69 |
| LABELLE, WILLIAM | 1,200 | 13,000 | 0 | 14,200 | 124.25 |
| LABELLE, WILLIAM D | 46,900 | 313,500 | 24,250 | 336,150 | 2,941.31 |
| LABERGE, RICHARD B | 53,600 | 24,800 | 24,250 | 54,150 | 473.81 |
| LABONTE, MARK | 46,500 | 30,500 | 24,250 | 52,750 | 461.56 |
| LABRECQUE, BENJAMIN D | 53,200 | 129,000 | 24,250 | 157,950 | 1,382.06 |
| LACHANCE, KELLY J | 27,700 | 82,900 | 24,250 | 86,350 | 755.56 |
| LACHAPELLE, LOUIS R | 52,900 | 57,200 | 30,070 | 80,030 | 700.26 |
| LACOSTE, JOLINE | 73,200 | 127,500 | 24,250 | 176,450 | 1,543.94 |
| LACOSTE, JOLINE | 21,600 | 16,400 | 0 | 38,000 | 332.5 |
| LACOSTE, JOLINE | 81,600 | 134,700 | 0 | 216,300 | 1,892.63 |
| LACROIX, IRENE | 45,800 | 145,400 | 30,070 | 161,130 | 1,409.89 |
| LACROIX-SANFORD, STORMI | 46,800 | 154,800 | 0 | 201,600 | 1,764.00 |
| LACY, MICHAEL W | 53,800 | 171,300 | 5,820 | 219,280 | 1,918.70 |
| LAFAYETTE, JACQUELINE P | 43,600 | 43,300 | 0 | 86,900 | 760.38 |
| LAFLAMME, DERICK D | 63,800 | 216,400 | 24,250 | 255,950 | 2,239.56 |
| LAFLAMME, JAMES R | 36,400 | 110,200 | 24,250 | 122,350 | 1,070.56 |

| Name | Land | Building | Exempt | Total Valuation | Taxes |
|-------------------------|--------|----------|--------|-----------------|----------|
| LAFONTAINE, DALE E | 43,100 | 120,800 | 24,250 | 139,650 | 1,221.94 |
| LAFONTAINE, JUSTIN E | 48,200 | 85,200 | 24,250 | 109,150 | 955.06 |
| LAFRANCE, DAVID | 46,600 | 109,000 | 24,250 | 131,350 | 1,149.31 |
| LAGASSE, BENJAMIN A | 32,700 | 144,500 | 0 | 177,200 | 1,550.50 |
| LAGASSE, WILFRED | 99,800 | 19,900 | 0 | 119,700 | 1,047.38 |
| LAGASSE, WILFRED N | 41,600 | 116,100 | 24,250 | 133,450 | 1,167.69 |
| LAGASSE, WILFRED NELSON | 49,800 | 5,200 | 0 | 55,000 | 481.25 |
| LAGERSON, JAMES W | 60,000 | 199,700 | 24,250 | 235,450 | 2,060.19 |
| LAGUEUX, NORMAND P | 46,800 | 157,700 | 24,250 | 180,250 | 1,577.19 |
| LAGUEUX, NORMAND P | 66,800 | 40,400 | 0 | 107,200 | 938 |
| LAHEY, DANIEL R | 38,400 | 19,400 | 0 | 57,800 | 505.75 |
| LAKE, ELAINE G | 89,600 | 31,300 | 0 | 120,900 | 1,057.88 |
| LAKE, GARRETT | 46,500 | 230,100 | 24,250 | 252,350 | 2,208.06 |
| LALIBERTE, MARK R | 46,800 | 92,400 | 24,250 | 114,950 | 1,005.81 |
| LALIBERTE, ROLANDE M | 44,400 | 61,100 | 30,070 | 75,430 | 660.01 |
| LALIBERTE, RONALD J | 45,700 | 105,700 | 0 | 151,400 | 1,324.75 |
| LAMBERT, DARYL A | 43,600 | 137,600 | 0 | 181,200 | 1,585.50 |
| LAMBERT, LAURIANNE R & | 81,200 | 47,200 | 0 | 128,400 | 1,123.50 |
| LAMBERT, RONALD G | 66,800 | 135,600 | 24,250 | 178,150 | 1,558.81 |
| LAMONTAGNE, DONALD | 46,600 | 0 | 0 | 46,600 | 407.75 |
| LAMONTAGNE, JOHN D | 93,300 | 188,700 | 0 | 282,000 | 2,467.50 |
| LAMONTAGNE, ROSE MERIE | 48,600 | 258,700 | 24,250 | 283,050 | 2,476.69 |
| LAMOTHE, DENIS H | 45,000 | 153,300 | 24,250 | 174,050 | 1,522.94 |
| LAND IN COMMON INC | 46,400 | 0 | 0 | 46,400 | 406 |
| LAND IN COMMON INC | 57,900 | 226,400 | 0 | 284,300 | 2,487.63 |
| LAND IN COMMON, INC | 20,000 | 0 | 0 | 20,000 | 175 |
| LAND IN COMMON, INC | 16,400 | 0 | 0 | 16,400 | 143.5 |
| LAND IN COMMON, INC | 70,600 | 8,200 | 0 | 78,800 | 689.5 |
| LAND IN COMMON, INC | 24,500 | 0 | 0 | 24,500 | 214.38 |
| LANDREVILLE, DANIEL A | 53,300 | 136,000 | 24,250 | 165,050 | 1,444.19 |
| LANDRY, AARON M & | 49,500 | 154,500 | 0 | 204,000 | 1,785.00 |
| LANDRY, ANTONIO | 46,500 | 135,100 | 0 | 181,600 | 1,589.00 |
| LANDRY, BRIAN R | 46,500 | 141,000 | 24,250 | 163,250 | 1,428.44 |
| LANDRY, LINDA H | 45,200 | 96,700 | 24,250 | 117,650 | 1,029.44 |
| LANDRY, MATTHEW R | 44,200 | 88,400 | 24,250 | 108,350 | 948.06 |
| LANDRY, PETER | 48,300 | 225,600 | 0 | 273,900 | 2,396.63 |
| LANDRY, ROGER | 50,600 | 105,200 | 24,250 | 131,550 | 1,151.06 |
| LANDRY, WILLIAM J JR | 46,800 | 90,500 | 0 | 137,300 | 1,201.38 |
| LANE ROAD (PEARE) | 900 | 0 | 900 | 0 | 0 |
| LANE-LABBE, REBECCA | 54,300 | 196,400 | 0 | 250,700 | 2,193.63 |
| LANGELIER, BERT | 28,800 | 0 | 0 | 28,800 | 252 |
| LANGELIER, CRAIG E | 67,100 | 0 | 0 | 67,100 | 587.13 |

| Name | Land | Building | Exempt | Total Valuation | Taxes |
|-------------------------|---------|----------|--------|-----------------|----------|
| LANGLIN, LINDA T | 40,800 | 117,100 | 24,250 | 133,650 | 1,169.44 |
| LANGLOIS, SCOTT E | 40,700 | 137,800 | 24,250 | 154,250 | 1,349.69 |
| LAPIN, JANET B | 56,900 | 273,500 | 24,250 | 306,150 | 2,678.81 |
| LAPLANTE, MATTHEW R | 61,200 | 109,500 | 24,250 | 146,450 | 1,281.44 |
| LAPOINTE, BENOIT | 60,200 | 176,900 | 24,250 | 212,850 | 1,862.44 |
| LAPOINTE, JOSHUA | 46,600 | 74,300 | 24,250 | 96,650 | 845.69 |
| LAPOINTE, MARCEL | 0 | 18,900 | 0 | 18,900 | 165.38 |
| LAPOINTE, MICHAEL P | 44,400 | 87,400 | 0 | 131,800 | 1,153.25 |
| LAPPIN, JOSHUA | 38,300 | 317,700 | 0 | 356,000 | 3,115.00 |
| LAPRELL, CORISSA L | 1,400 | 0 | 0 | 1,400 | 12.25 |
| LAROCHE, GABRIEL | 89,200 | 189,400 | 0 | 278,600 | 2,437.75 |
| LAROCHE, MARK R | 177,900 | 186,500 | 24,250 | 340,150 | 2,976.31 |
| LARUE, CHARLOTTE L | 72,900 | 144,200 | 24,250 | 192,850 | 1,687.44 |
| LASHMAN, JUDITH | 57,200 | 182,200 | 30,070 | 209,330 | 1,831.64 |
| LAUSIER, WENDY J | 46,000 | 75,500 | 0 | 121,500 | 1,063.13 |
| LAUZE, EVELYN | 42,100 | 117,300 | 30,070 | 129,330 | 1,131.64 |
| LAVERDIERE, RILEY | 26,100 | 0 | 0 | 26,100 | 228.38 |
| LAVERDIERE, ROLAND | 27,900 | 0 | 0 | 27,900 | 244.13 |
| LAVERDIERE, ROLAND J | 62,900 | 177,000 | 24,250 | 215,650 | 1,886.94 |
| LAVERRIERE, CARLEY | 47,500 | 100,700 | 24,250 | 123,950 | 1,084.56 |
| LAVIGNE, JENNIFER E | 33,500 | 102,100 | 0 | 135,600 | 1,186.50 |
| LAVIGNE, NORMAN A | 34,200 | 25,900 | 0 | 60,100 | 525.88 |
| LAVOIE, ALICIA A | 50,400 | 126,300 | 24,250 | 152,450 | 1,333.94 |
| LAVOIE, CHERYL L | 61,300 | 347,400 | 0 | 408,700 | 3,576.13 |
| LAVOIE, JESSE E | 46,800 | 87,400 | 0 | 134,200 | 1,174.25 |
| LAVOIE, NELSON | 46,500 | 31,000 | 30,070 | 47,430 | 415.01 |
| LAVOIE, PHIL N | 43,500 | 79,500 | 0 | 123,000 | 1,076.25 |
| LAVOIE, PHILIPPE | 36,200 | 144,900 | 24,250 | 156,850 | 1,372.44 |
| LAVOIE, PHILIPPE N | 44,700 | 181,000 | 0 | 225,700 | 1,974.88 |
| LAVOIE, PHILIPPE N & | 25,400 | 0 | 0 | 25,400 | 222.25 |
| LAVOIE, PHILLIPE N | 45,000 | 135,600 | 0 | 180,600 | 1,580.25 |
| LEAVITT, ANDREW D | 41,300 | 140,700 | 0 | 182,000 | 1,592.50 |
| LEAVITT, BEVERLY ET ALS | 130,200 | 24,000 | 0 | 154,200 | 1,349.25 |
| LEBEL, ABRAHAM L | 46,700 | 114,500 | 0 | 161,200 | 1,410.50 |
| LEBEL, DAVID M | 142,200 | 56,300 | 0 | 198,500 | 1,736.88 |
| LEBEL, DAVID M | 400 | 7,500 | 0 | 7,900 | 69.13 |
| LEBLANC, ANDRE B | 42,900 | 94,100 | 24,250 | 112,750 | 986.56 |
| LEBLANC, LESLIE MARIE | 46,600 | 167,000 | 0 | 213,600 | 1,869.00 |
| LEBOURDAIS, CHAD L | 57,200 | 149,400 | 0 | 206,600 | 1,807.75 |
| LEBRUN, RYAN | 47,700 | 129,200 | 24,250 | 152,650 | 1,335.69 |
| LEBRUN, STEVEN G | 55,500 | 96,600 | 24,250 | 127,850 | 1,118.69 |
| LECLAIR, PAUL TRUSTEE | 46,300 | 118,700 | 0 | 165,000 | 1,443.75 |

| Name | Land | Building | Exempt | Total Valuation | Taxes |
|------------------------|---------|----------|--------|-----------------|----------|
| LECLERC, DANIEL M | 109,300 | 239,700 | 24,250 | 324,750 | 2,841.56 |
| LECLERC, KAITLYN | 30,000 | 0 | 0 | 30,000 | 262.5 |
| LECLERC, MARCEL M | 32,900 | 0 | 0 | 32,900 | 287.88 |
| LECLERC, SUZANNE M | 28,900 | 32,600 | 0 | 61,500 | 538.13 |
| LECLERC, SUZANNE M J | 28,900 | 0 | 0 | 28,900 | 252.88 |
| LECLERC, TODD | 50,400 | 151,400 | 24,250 | 177,550 | 1,553.56 |
| LECLERC, TODD & AMANDA | 35,500 | 0 | 0 | 35,500 | 310.63 |
| LECLERC, TODD C | 56,000 | 121,600 | 24,250 | 153,350 | 1,341.81 |
| LECLERC, TODD C | 53,700 | 61,500 | 0 | 115,200 | 1,008.00 |
| LECLERC, TODD C & | 0 | 0 | 0 | 0 | 0 |
| LECLERC, TODD G | 0 | 0 | 0 | 0 | 0 |
| LECOMPTE, EUGENE R | 46,800 | 90,000 | 30,070 | 106,730 | 933.89 |
| LEDGER, ELENA M | 47,900 | 120,200 | 30,070 | 138,030 | 1,207.76 |
| LEDOUX, WILLIAM | 188,800 | 194,600 | 24,250 | 359,150 | 3,142.56 |
| LEE, DANIEL A & BRENDA | 38,200 | 143,500 | 0 | 181,700 | 1,589.88 |
| LEE, RICHARD R | 7,500 | 0 | 0 | 7,500 | 65.63 |
| LEHMAN, GENEVA A | 60,000 | 48,000 | 30,070 | 77,930 | 681.89 |
| LEHOUX, ROBERT JR | 23,100 | 0 | 0 | 23,100 | 202.13 |
| LEHOUX, ROBERT JR | 38,700 | 84,000 | 0 | 122,700 | 1,073.63 |
| LEHOUX, ROBERT JR | 45,900 | 190,500 | 24,250 | 212,150 | 1,856.31 |
| LEIGHTON, BRENDA S | 31,800 | 0 | 0 | 31,800 | 278.25 |
| LEIGHTON, DONALD P | 72,100 | 132,700 | 24,250 | 180,550 | 1,579.81 |
| LEMARIE, WILFRED M | 49,300 | 150,100 | 24,250 | 175,150 | 1,532.56 |
| LEMAY, JENNIFER LYNN | 38,200 | 0 | 0 | 38,200 | 334.25 |
| LEMAY, MICHAEL | 45,500 | 121,600 | 24,250 | 142,850 | 1,249.94 |
| LEMELIN, KYLE | 45,100 | 114,800 | 0 | 159,900 | 1,399.13 |
| LEMIEUX, EDWARD P | 8,300 | 0 | 0 | 8,300 | 72.63 |
| LEMIEUX, EDWARD P | 58,200 | 173,200 | 24,250 | 207,150 | 1,812.56 |
| LEONARD, KEVIN | 45,100 | 164,800 | 24,250 | 185,650 | 1,624.44 |
| LEPAGE, DAVID | 46,000 | 114,000 | 24,250 | 135,750 | 1,187.81 |
| LEPAGE, MAURICE A | 47,300 | 101,700 | 24,250 | 124,750 | 1,091.56 |
| LEPPALA, SHELDON | 41,700 | 23,600 | 0 | 65,300 | 571.38 |
| LESPERANCE, KATHLEEN J | 45,000 | 93,800 | 24,250 | 114,550 | 1,002.31 |
| LESSARD CONSTRUCTION | 51,300 | 123,500 | 0 | 174,800 | 1,529.50 |
| LESSARD JOHN | 61,600 | 152,200 | 24,250 | 189,550 | 1,658.56 |
| LESSARD, PHILIP D | 50,600 | 184,800 | 24,250 | 211,150 | 1,847.56 |
| LESSARD, RICHARD N L | 76,000 | 13,600 | 0 | 89,600 | 784 |
| LESSARD, ROBERT | 57,000 | 112,200 | 24,250 | 144,950 | 1,268.31 |
| LESSARD, RONALD C | 44,600 | 179,700 | 0 | 224,300 | 1,962.63 |
| LESSARD, ZACHARY R | 37,100 | 0 | 0 | 37,100 | 324.63 |
| LETOURNEAU, MICHAEL D | 64,800 | 268,400 | 0 | 333,200 | 2,915.50 |
| LETOURNEAU, NICHOLAS R | 50,600 | 104,700 | 0 | 155,300 | 1,358.88 |

| Name | Land | Building | Exempt | Total Valuation | Taxes |
|------------------------|---------|----------|--------|-----------------|----------|
| LETOURNEAU, PAUL D | 47,200 | 194,900 | 0 | 242,100 | 2,118.38 |
| LEVASSEUR, DONNA | 63,600 | 340,200 | 0 | 403,800 | 3,533.25 |
| LEVASSEUR, MAURICE | 36,200 | 124,500 | 30,070 | 130,630 | 1,143.01 |
| LEVASSEUR-LABRIE, JANE | 117,500 | 110,600 | 24,250 | 203,850 | 1,783.69 |
| LEVESQUE, ERIC J | 46,500 | 172,900 | 0 | 219,400 | 1,919.75 |
| LEVESQUE, GLENN T | 47,300 | 55,600 | 0 | 102,900 | 900.38 |
| LEVESQUE, HOWARD J | 34,200 | 0 | 0 | 34,200 | 299.25 |
| LEVESQUE, JEFFREY S | 122,900 | 15,700 | 0 | 138,600 | 1,212.75 |
| LEVESQUE, KEITH | 62,300 | 159,300 | 24,250 | 197,350 | 1,726.81 |
| LEVESQUE, KEVIN M | 48,200 | 103,100 | 0 | 151,300 | 1,323.88 |
| LEVESQUE, LYNN M | 49,600 | 132,700 | 24,250 | 158,050 | 1,382.94 |
| LEVESQUE, RONALD J | 46,600 | 30,400 | 0 | 77,000 | 673.75 |
| LEVINE, MARY | 45,100 | 42,200 | 0 | 87,300 | 763.88 |
| LEVINE, ROBERT | 26,200 | 22,200 | 0 | 48,400 | 423.5 |
| LEW-BURN, LLC | 120,400 | 13,200 | 0 | 133,600 | 1,169.00 |
| LEW-BURN, LLC | 0 | 4,600 | 0 | 4,600 | 40.25 |
| LEW-BURN, LLC | 0 | 6,500 | 0 | 6,500 | 56.88 |
| LEW-BURN, LLC | 0 | 15,500 | 0 | 15,500 | 135.63 |
| LEW-BURN, LLC | 0 | 6,700 | 0 | 6,700 | 58.63 |
| LEW-BURN, LLC | 0 | 16,200 | 0 | 16,200 | 141.75 |
| LEW-BURN, LLC | 0 | 12,600 | 0 | 12,600 | 110.25 |
| LEWISTON CELL TELCO | 35,500 | 167,200 | 0 | 202,700 | 1,773.63 |
| LIBBY, ALICE L | 48,100 | 117,800 | 30,070 | 135,830 | 1,188.51 |
| LIBBY, CRAIG | 110,100 | 96,800 | 0 | 206,900 | 1,810.38 |
| LIBBY, DUSTIN W | 40,800 | 166,800 | 0 | 207,600 | 1,816.50 |
| LIBBY, JOSHUA S | 52,200 | 163,200 | 24,250 | 191,150 | 1,672.56 |
| LIBBY, LESTER J | 43,800 | 70,000 | 24,250 | 89,550 | 783.56 |
| LIBBY, RICHARD H | 39,200 | 133,400 | 24,250 | 148,350 | 1,298.06 |
| LITALIEN, MARC L | 47,000 | 161,700 | 24,250 | 184,450 | 1,613.94 |
| LITTLE, HAROLD J | 86,800 | 27,000 | 0 | 113,800 | 995.75 |
| LITTLE, NILA M | 42,200 | 9,800 | 24,250 | 27,750 | 242.81 |
| LJM REALTY INC | 41,700 | 135,300 | 0 | 177,000 | 1,548.75 |
| LONG, DOLORES | 79,700 | 28,300 | 0 | 108,000 | 945 |
| LONG, HOLLY J | 48,000 | 233,800 | 0 | 281,800 | 2,465.75 |
| LONG, HOLLY J | 24,000 | 0 | 11,640 | 12,360 | 108.15 |
| LONGCHAMPS, ANTHONY R | 61,200 | 248,200 | 24,250 | 285,150 | 2,495.06 |
| LONGCHAMPS, ANTHONY R | 38,700 | 0 | 0 | 38,700 | 338.63 |
| LONGCHAMPS, ERIC | 49,600 | 172,600 | 24,250 | 197,950 | 1,732.06 |
| LONGCHAMPS, EVAN D | 50,700 | 149,800 | 24,250 | 176,250 | 1,542.19 |
| LONGSTREET, DARRELL JR | 34,400 | 58,100 | 0 | 92,500 | 809.38 |
| LOON ISLAND CAPITAL, | 46,500 | 107,900 | 0 | 154,400 | 1,351.00 |
| LOVERING, PAMELA S | 54,600 | 105,700 | 0 | 160,300 | 1,402.63 |

| Name | Land | Building | Exempt | Total Valuation | Taxes |
|-------------------------|---------|----------|--------|-----------------|----------|
| LOWELL, JENNIFER L | 45,100 | 40,100 | 0 | 85,200 | 745.5 |
| LOWELL, MICHELLE L | 42,500 | 157,800 | 0 | 200,300 | 1,752.63 |
| LOWIT, JASON C | 43,000 | 28,300 | 0 | 71,300 | 623.88 |
| LUCAS, LISA T | 46,600 | 50,600 | 0 | 97,200 | 850.5 |
| LUCAS, WELDON R & | 72,700 | 32,000 | 0 | 104,700 | 916.13 |
| LUKAS, HEIDI M | 113,600 | 48,500 | 0 | 162,100 | 1,418.38 |
| LUNT, DAVID A | 113,000 | 92,500 | 24,250 | 181,250 | 1,585.94 |
| LUPHER, JOSHUA V | 49,000 | 180,100 | 24,250 | 204,850 | 1,792.44 |
| LYDEN, THEDA A | 52,200 | 144,200 | 0 | 196,400 | 1,718.50 |
| LYNCH, DENNIS A | 0 | 13,700 | 13,700 | 0 | 0 |
| LYONS, ANDREA J | 52,800 | 90,300 | 24,250 | 118,850 | 1,039.94 |
| LYONS, JUDITH N | 41,000 | 18,700 | 24,250 | 35,450 | 310.19 |
| LYONS, STEPHEN D | 46,800 | 96,500 | 24,250 | 119,050 | 1,041.69 |
| M & J DEVELOPERS INC | 17,200 | 0 | 0 | 17,200 | 150.5 |
| M & J DEVELOPERS INC | 17,900 | 0 | 0 | 17,900 | 156.63 |
| MACDONALD, DAVID R | 48,600 | 24,700 | 24,250 | 49,050 | 429.19 |
| MACE-DAVIS, ROBERT B | 80,400 | 303,700 | 24,250 | 359,850 | 3,148.69 |
| MACGREGOR, GRETCHEN A | 70,100 | 187,000 | 24,250 | 232,850 | 2,037.44 |
| MACKENZIE, TRENA L | 38,200 | 0 | 0 | 38,200 | 334.25 |
| MACLAREN, SUSAN | 40,500 | 52,000 | 24,250 | 68,250 | 597.19 |
| MACMILLAN, CRAIG E | 42,600 | 222,300 | 24,250 | 240,650 | 2,105.69 |
| MACMILLAN, DOUGLAS R | 81,700 | 159,900 | 0 | 241,600 | 2,114.00 |
| MACMUNN, BRUCE E | 52,100 | 78,800 | 24,250 | 106,650 | 933.19 |
| MAC'S CONVENIENCE | 53,400 | 276,700 | 0 | 330,100 | 2,888.38 |
| MADORE, DAVID R | 48,000 | 88,400 | 24,250 | 112,150 | 981.31 |
| MAGNUSSEN, ERIK | 46,600 | 53,100 | 24,250 | 75,450 | 660.19 |
| MAHEUX, SCOTT R | 43,800 | 53,700 | 0 | 97,500 | 853.13 |
| MAHEUX, SCOTT R | 46,600 | 167,300 | 24,250 | 189,650 | 1,659.44 |
| MAILHOT, PETER | 43,300 | 116,100 | 24,250 | 135,150 | 1,182.56 |
| MAILHOT, RICHARD | 62,400 | 141,800 | 24,250 | 179,950 | 1,574.56 |
| MAINE COUNTRY MUSIC | 52,300 | 0 | 0 | 52,300 | 457.63 |
| MAINE POLY HOLDINGS LLC | 111,300 | 645,500 | 0 | 756,800 | 6,622.00 |
| MAINE, STATE OF | 600 | 0 | 600 | 0 | 0 |
| MAISLEN, ROBERT E | 47,700 | 0 | 0 | 47,700 | 417.38 |
| MAISLEN, ROBERT E | 50,100 | 0 | 0 | 50,100 | 438.38 |
| MAISLEN, ROBERT E | 64,900 | 348,100 | 24,250 | 388,750 | 3,401.56 |
| MANAGEMENT CONTROLS, | 47,700 | 198,500 | 0 | 246,200 | 2,154.25 |
| MANLEY, NANCY D | 43,500 | 117,800 | 24,250 | 137,050 | 1,199.19 |
| MARDEN, JUDITH | 5,900 | 0 | 0 | 5,900 | 51.63 |
| MARDEN, JUDITH A | 7,400 | 0 | 0 | 7,400 | 64.75 |
| MARDEN, JUDITH A | 4,500 | 0 | 0 | 4,500 | 39.38 |
| MARDEN, JUDITH A | 43,300 | 151,800 | 24,250 | 170,850 | 1,494.94 |

| Name | Land | Building | Exempt | Total Valuation | Taxes |
|----------------------|---------|----------|--------|-----------------|----------|
| MARDEN, JUDITH A | 2,900 | 0 | 0 | 2,900 | 25.38 |
| MARDEN, JUDITH A | 14,400 | 0 | 0 | 14,400 | 126 |
| MARINEZ, TANYA M | 46,800 | 104,700 | 0 | 151,500 | 1,325.63 |
| MARQUIS, JEANNETTE C | 42,800 | 107,100 | 24,250 | 125,650 | 1,099.44 |
| MARQUIS, LAURA MARIE | 36,600 | 31,900 | 0 | 68,500 | 599.38 |
| MARQUIS, MARCEL R | 62,400 | 35,300 | 0 | 97,700 | 854.88 |
| MARQUIS, SCOTT K | 42,200 | 76,300 | 24,250 | 94,250 | 824.69 |
| MARSTON, BRIAN A | 41,200 | 145,800 | 24,250 | 162,750 | 1,424.06 |
| MARSTON, KEVIN R | 47,500 | 172,100 | 24,250 | 195,350 | 1,709.31 |
| MARTEL, GERALD | 22,600 | 73,200 | 24,250 | 71,550 | 626.06 |
| MARTEL, JEAN C | 46,800 | 104,400 | 24,250 | 126,950 | 1,110.81 |
| MARTEL, MAURICE R JR | 47,800 | 87,500 | 24,250 | 111,050 | 971.69 |
| MARTEL, ROBERT A | 53,100 | 150,000 | 24,250 | 178,850 | 1,564.94 |
| MARTIN, GERARD J | 39,200 | 106,600 | 24,250 | 121,550 | 1,063.56 |
| MARTIN, THOMAS | 47,900 | 0 | 0 | 47,900 | 419.13 |
| MARTIN, THOMAS H | 3,300 | 0 | 0 | 3,300 | 28.88 |
| MARTIN, THOMAS H | 36,000 | 3,400 | 0 | 39,400 | 344.75 |
| MARTINEAU, NORMAND R | 50,400 | 119,600 | 24,250 | 145,750 | 1,275.31 |
| MASON, ANN | 53,800 | 153,800 | 24,250 | 183,350 | 1,604.31 |
| MASON, DELBERT | 34,000 | 85,300 | 30,070 | 89,230 | 780.76 |
| MASON, DELBERT R JR | 42,900 | 69,900 | 24,250 | 88,550 | 774.81 |
| MASON, JR, DELBERT | 46,800 | 10,600 | 0 | 57,400 | 502.25 |
| MASON, JULIE A | 46,800 | 125,900 | 0 | 172,700 | 1,511.13 |
| MASON, KATHY | 51,200 | 16,600 | 30,070 | 37,730 | 330.14 |
| MASON, MARGARET A | 57,600 | 0 | 0 | 57,600 | 504 |
| MASON, MICHELLE L | 48,900 | 30,500 | 0 | 79,400 | 694.75 |
| MASON, RICHARD E | 45,500 | 88,300 | 0 | 133,800 | 1,170.75 |
| MASON-WALKER, ROSE | 42,300 | 63,600 | 24,250 | 81,650 | 714.44 |
| MATHIEU, DIANE C | 40,700 | 129,500 | 0 | 170,200 | 1,489.25 |
| MATHIEU, LARRY J | 49,300 | 241,300 | 30,070 | 260,530 | 2,279.64 |
| MATHIEU, LORIEN | 41,500 | 190,900 | 0 | 232,400 | 2,033.50 |
| MATHIEU, VICTOR L | 46,100 | 230,900 | 24,250 | 252,750 | 2,211.56 |
| MATZINGER, MICHAEL | 82,000 | 533,100 | 24,250 | 590,850 | 5,169.94 |
| MAXIM, PRISCILLA | 45,700 | 45,400 | 24,250 | 66,850 | 584.94 |
| MAXWELL, PETER R | 46,900 | 144,700 | 24,250 | 167,350 | 1,464.31 |
| MAYBURY, BERNARD B | 40,700 | 146,600 | 24,250 | 163,050 | 1,426.69 |
| MCCARRON, ROBERT N | 38,600 | 93,500 | 0 | 132,100 | 1,155.88 |
| MCCARRON, ROBERT N | 51,300 | 57,100 | 0 | 108,400 | 948.5 |
| MCCARTHY, LEWIS F | 48,100 | 125,900 | 24,250 | 149,750 | 1,310.31 |
| MCCARTHY, RENA M | 47,200 | 53,800 | 0 | 101,000 | 883.75 |
| MCCLELLAND, SCOTT M | 46,400 | 123,100 | 0 | 169,500 | 1,483.13 |
| MCCORRISON, MELVIN | 119,300 | 140,400 | 24,250 | 235,450 | 2,060.19 |

| Name | Land | Building | Exempt | Total Valuation | Taxes |
|-------------------------|---------|----------|--------|-----------------|----------|
| MCDONALD, SHAWN P | 48,500 | 110,800 | 24,250 | 135,050 | 1,181.69 |
| MCDUGALL, PAUL J & | 91,200 | 58,300 | 0 | 149,500 | 1,308.13 |
| MCFADDEN, BLAINE O | 37,700 | 107,400 | 24,250 | 120,850 | 1,057.44 |
| MCGRATH, SEAN | 45,700 | 119,600 | 0 | 165,300 | 1,446.38 |
| MCGRAW, MICHAEL G | 32,100 | 0 | 0 | 32,100 | 280.88 |
| MCGRAY, GAIL L | 43,100 | 156,100 | 24,250 | 174,950 | 1,530.81 |
| MCGRAY, JENNIFER | 45,000 | 83,200 | 0 | 128,200 | 1,121.75 |
| MCINTIRE, ALICIA R | 41,200 | 38,300 | 24,250 | 55,250 | 483.44 |
| MCINTYRE, WILLIAM JAMES | 43,700 | 113,900 | 0 | 157,600 | 1,379.00 |
| MCKELICK, DANIEL L | 32,700 | 70,200 | 0 | 102,900 | 900.38 |
| MCLAUGHLIN, ABBEY L | 35,100 | 0 | 0 | 35,100 | 307.13 |
| MCLAUGHLIN, PAULA | 31,800 | 168,600 | 24,250 | 176,150 | 1,541.31 |
| MCLEAN, NICOLE | 46,300 | 122,600 | 0 | 168,900 | 1,477.88 |
| MCLEAN, NICOLE M | 33,100 | 7,100 | 0 | 40,200 | 351.75 |
| MCLELLAN, DENNIS P | 47,000 | 86,200 | 24,250 | 108,950 | 953.31 |
| MCPMAHON, MICHAEL E | 46,800 | 54,600 | 24,250 | 77,150 | 675.06 |
| MCMANUS, SCOTT | 29,500 | 0 | 0 | 29,500 | 258.13 |
| MCMANUS, SCOTT | 1,000 | 0 | 0 | 1,000 | 8.75 |
| MCMANUS, SCOTT A | 9,000 | 0 | 0 | 9,000 | 78.75 |
| MCQUARRIE, PAUL | 4,300 | 0 | 0 | 4,300 | 37.63 |
| MCWILLIAMS, JOHN R & | 40,600 | 222,100 | 24,250 | 238,450 | 2,086.44 |
| MDC COAST 19, LLC | 46,400 | 980,400 | 0 | 1,026,800 | 8,984.50 |
| MEANOR, ALLEN | 0 | 52,500 | 0 | 52,500 | 459.38 |
| MECERVIER, RICHARD | 19,900 | 7,300 | 0 | 27,200 | 238 |
| MECERVIER, RICHARD | 63,000 | 115,100 | 24,250 | 153,850 | 1,346.19 |
| MELANSON, JAMES | 40,800 | 217,600 | 0 | 258,400 | 2,261.00 |
| MELANSON, KIMBERLY | 41,200 | 87,500 | 24,250 | 104,450 | 913.94 |
| MELVIDAS, JOHN | 70,900 | 94,100 | 0 | 165,000 | 1,443.75 |
| MELVILLE, RANDALL W | 46,400 | 136,700 | 24,250 | 158,850 | 1,389.94 |
| MERCIER, TANYA L | 45,700 | 120,900 | 0 | 166,600 | 1,457.75 |
| MERRICK, REGINA C | 53,800 | 56,200 | 24,250 | 85,750 | 750.31 |
| MERRILL, BETSY L | 46,500 | 97,400 | 24,250 | 119,650 | 1,046.94 |
| MERRILL, DEBRA A | 46,800 | 118,700 | 0 | 165,500 | 1,448.13 |
| MERRILL, GARY | 74,700 | 21,700 | 0 | 96,400 | 843.5 |
| MERRILL, KENNETH E JR | 114,100 | 268,200 | 24,250 | 358,050 | 3,132.94 |
| MERRILL, LISA J | 45,300 | 89,200 | 0 | 134,500 | 1,176.88 |
| MERRILL, ROSEMARY A | 49,700 | 27,000 | 0 | 76,700 | 671.13 |
| MERRIMAN, CARRIE J | 48,700 | 49,400 | 24,250 | 73,850 | 646.19 |
| MESERVEY, JEREMY | 29,400 | 84,800 | 0 | 114,200 | 999.25 |
| METAYER, BRYAN J & | 47,700 | 100,400 | 24,250 | 123,850 | 1,083.69 |
| METCALF, DONALD G | 61,900 | 38,100 | 0 | 100,000 | 875 |
| MICHAUD, GERARD | 49,000 | 73,200 | 24,250 | 97,950 | 857.06 |

| Name | Land | Building | Exempt | Total Valuation | Taxes |
|-------------------------|---------|----------|--------|-----------------|----------|
| MICHAUD, JUDY D | 39,400 | 79,700 | 24,250 | 94,850 | 829.94 |
| MICHAUD, RACHEL M | 36,800 | 116,100 | 0 | 152,900 | 1,337.88 |
| MICHAUD, ROGER N | 84,400 | 320,100 | 0 | 404,500 | 3,539.38 |
| MICHAUD, TYLER R | 48,000 | 290,500 | 24,250 | 314,250 | 2,749.69 |
| MICHAUD, WANDA L | 47,800 | 137,200 | 24,250 | 160,750 | 1,406.56 |
| MICHEL, TIMOTHY S | 50,800 | 37,900 | 24,250 | 64,450 | 563.94 |
| MILBERT, DAVID | 86,100 | 37,000 | 24,250 | 98,850 | 864.94 |
| MILLER, CHRISTOPHER R | 50,400 | 118,300 | 24,250 | 144,450 | 1,263.94 |
| MILLER, DAMON A | 43,500 | 66,900 | 0 | 110,400 | 966 |
| MILLER, GEORGETTE I | 47,100 | 113,500 | 30,070 | 130,530 | 1,142.14 |
| MILLER, JANELLE A | 98,200 | 59,900 | 0 | 158,100 | 1,383.38 |
| MILLER, ROXANNE L | 56,400 | 97,700 | 0 | 154,100 | 1,348.38 |
| MILLIKEN, ERIC | 46,800 | 192,100 | 24,250 | 214,650 | 1,878.19 |
| MILSTEN, STUART | 47,200 | 145,900 | 24,250 | 168,850 | 1,477.44 |
| MISIURA, MARK | 62,300 | 259,000 | 0 | 321,300 | 2,811.38 |
| MITCHELL, KEVIN P | 104,700 | 124,100 | 24,250 | 204,550 | 1,789.81 |
| MITCHELL, RANDY V | 39,900 | 87,200 | 24,250 | 102,850 | 899.94 |
| MITCHELL, REBECCA A | 46,500 | 165,100 | 0 | 211,600 | 1,851.50 |
| MOCKLER, JAIME | 41,300 | 84,000 | 24,250 | 101,050 | 884.19 |
| MONIER, JEANNINE ESTATE | 48,600 | 121,800 | 0 | 170,400 | 1,491.00 |
| MOODY, DARIN R | 53,200 | 206,200 | 24,250 | 235,150 | 2,057.56 |
| MOODY, DARIN R & MEGAN | 28,800 | 0 | 0 | 28,800 | 252 |
| MOODY, GARY | 45,800 | 92,600 | 24,250 | 114,150 | 998.81 |
| MOORE, BARRETT | 73,400 | 82,300 | 0 | 155,700 | 1,362.38 |
| MOORE, JESSICA E | 44,600 | 151,500 | 0 | 196,100 | 1,715.88 |
| MOORE, KEVIN L | 45,100 | 104,500 | 0 | 149,600 | 1,309.00 |
| MOORE, MICHAEL A | 26,900 | 0 | 0 | 26,900 | 235.38 |
| MOQUIN, DANA | 48,300 | 31,000 | 0 | 79,300 | 693.88 |
| MORAN, PETER J | 56,900 | 179,900 | 0 | 236,800 | 2,072.00 |
| MOREAU, DANIEL | 51,000 | 129,700 | 30,070 | 150,630 | 1,318.01 |
| MOREAU, DEBRA S | 52,200 | 154,200 | 0 | 206,400 | 1,806.00 |
| MOREAU, JOEY | 0 | 14,500 | 14,500 | 0 | 0 |
| MOREAU, LOUISE | 44,300 | 0 | 0 | 44,300 | 387.63 |
| MOREAU, MARC G | 42,600 | 128,000 | 24,250 | 146,350 | 1,280.56 |
| MOREAU, PHILIPPE R | 56,600 | 161,600 | 30,070 | 188,130 | 1,646.14 |
| MOREL, MARK D | 40,500 | 116,600 | 24,250 | 132,850 | 1,162.44 |
| MOREL, ROLAND L JR | 30,900 | 87,600 | 0 | 118,500 | 1,036.88 |
| MORGAN, ANTHONY | 34,200 | 0 | 0 | 34,200 | 299.25 |
| MORGAN, ANTHONY | 40,000 | 30,100 | 0 | 70,100 | 613.38 |
| MORGAN, ANTHONY E | 47,000 | 22,700 | 0 | 69,700 | 609.88 |
| MORGAN, ANTHONY E | 47,800 | 0 | 0 | 47,800 | 418.25 |
| MORGAN, ANTHONY E | 29,100 | 16,700 | 0 | 45,800 | 400.75 |

| Name | Land | Building | Exempt | Total Valuation | Taxes |
|----------------------|---------|----------|--------|-----------------|----------|
| MORGAN, ANTHONY E | 47,400 | 111,000 | 24,250 | 134,150 | 1,173.81 |
| MORGAN, ANTHONY E | 34,000 | 8,700 | 0 | 42,700 | 373.63 |
| MORGAN, ANTHONY E | 48,600 | 144,200 | 0 | 192,800 | 1,687.00 |
| MORGAN, MARY C | 46,200 | 82,800 | 24,250 | 104,750 | 916.56 |
| MORIN, CINDY J | 47,500 | 116,000 | 24,250 | 139,250 | 1,218.44 |
| MORIN, JOHN R | 53,100 | 144,100 | 24,250 | 172,950 | 1,513.31 |
| MORIN, LIONEL J & | 37,500 | 64,500 | 24,250 | 77,750 | 680.31 |
| MORIN, LOUIS W | 90,900 | 83,700 | 24,250 | 150,350 | 1,315.56 |
| MORIN, PATRICIA | 40,400 | 114,200 | 24,250 | 130,350 | 1,140.56 |
| MORIN, ROBERT L | 30,300 | 47,400 | 24,250 | 53,450 | 467.69 |
| MORIN, RODNEY J | 32,700 | 72,600 | 30,070 | 75,230 | 658.26 |
| MORIN, ROGER J | 51,500 | 118,300 | 30,070 | 139,730 | 1,222.64 |
| MORIN, RONALD | 53,900 | 242,700 | 24,250 | 272,350 | 2,383.06 |
| MORIN, ROSAIRE L | 52,700 | 153,300 | 24,250 | 181,750 | 1,590.31 |
| MORIN, STEVEN | 46,500 | 146,100 | 24,250 | 168,350 | 1,473.06 |
| MORIN, ZACHERY B | 90,900 | 68,300 | 0 | 159,200 | 1,393.00 |
| MORISSETTE, LEO A | 55,600 | 137,500 | 24,250 | 168,850 | 1,477.44 |
| MORISSETTE, ROGER | 54,200 | 130,400 | 24,250 | 160,350 | 1,403.06 |
| MORISSETTE, ROGER | 40,100 | 118,600 | 24,250 | 134,450 | 1,176.44 |
| MORRIS, WALTER A JR | 131,500 | 159,000 | 0 | 290,500 | 2,541.88 |
| MORRISON, MURDOCH K | 58,100 | 74,200 | 0 | 132,300 | 1,157.63 |
| MORRISON, MURDOCH K | 44,400 | 152,400 | 30,070 | 166,730 | 1,458.89 |
| MORRISON, THOMAS | 45,800 | 163,400 | 30,070 | 179,130 | 1,567.39 |
| MORSE CEMETERY | 5,800 | 0 | 5,800 | 0 | 0 |
| MORSE, JANET B | 55,900 | 21,900 | 0 | 77,800 | 680.75 |
| MORSE, JANET B | 3,600 | 0 | 0 | 3,600 | 31.5 |
| MORSE, JANET B | 45,500 | 88,800 | 24,250 | 110,050 | 962.94 |
| MORSE, TYLER S | 45,700 | 76,800 | 0 | 122,500 | 1,071.88 |
| MORTENSEN, ERIC | 61,700 | 259,100 | 0 | 320,800 | 2,807.00 |
| MORTON, ARTHUR A SR | 46,900 | 51,400 | 0 | 98,300 | 860.13 |
| MORTON, JOHN | 46,500 | 49,800 | 24,250 | 72,050 | 630.44 |
| MOULTON, BRIAN | 45,000 | 145,500 | 30,070 | 160,430 | 1,403.76 |
| MOURADIAN, WILLIAM M | 118,100 | 87,600 | 0 | 205,700 | 1,799.88 |
| MOWER CEMETERY | 1,900 | 0 | 1,900 | 0 | 0 |
| MOWER, DEAN | 49,300 | 84,300 | 0 | 133,600 | 1,169.00 |
| MOWER, DEAN | 24,900 | 0 | 0 | 24,900 | 217.88 |
| MOWER, DEAN MICHAEL | 46,800 | 45,700 | 24,250 | 68,250 | 597.19 |
| MOWER, KEVIN | 40,100 | 74,900 | 24,250 | 90,750 | 794.06 |
| MOWER, PHILIP | 41,800 | 96,000 | 24,250 | 113,550 | 993.56 |
| MOWER, PHILIP | 33,500 | 0 | 0 | 33,500 | 293.13 |
| MOWER, PHILIP A | 16,500 | 0 | 0 | 16,500 | 144.38 |
| MSAD 52 | 47,000 | 7,500 | 54,500 | 0 | 0 |

| Name | Land | Building | Exempt | Total Valuation | Taxes |
|-----------------------|---------|----------|--------|-----------------|----------|
| MULLEN, CHRISTIAN J | 41,500 | 135,900 | 0 | 177,400 | 1,552.25 |
| MURCH, ALBERT | 48,200 | 111,200 | 24,250 | 135,150 | 1,182.56 |
| MURCH, ROBERT L | 72,500 | 173,100 | 0 | 245,600 | 2,149.00 |
| MURDOCK-DAY, KERRI A | 47,300 | 145,800 | 24,250 | 168,850 | 1,477.44 |
| MURPHY, ANN M | 62,400 | 16,600 | 0 | 79,000 | 691.25 |
| MURPHY, ELEANOR | 114,100 | 30,600 | 0 | 144,700 | 1,266.13 |
| MURPHY, ELEANOR | 4,300 | 0 | 0 | 4,300 | 37.63 |
| MURPHY, JOHN L | 92,200 | 32,900 | 0 | 125,100 | 1,094.63 |
| MURPHY, PHILLIP G SR | 47,400 | 108,600 | 24,250 | 131,750 | 1,152.81 |
| MUSE, KATHERINE A. | 82,500 | 57,200 | 0 | 139,700 | 1,222.38 |
| MYERS, ALEX B | 40,600 | 195,700 | 24,250 | 212,050 | 1,855.44 |
| MYERS, JAN | 800 | 0 | 0 | 800 | 7 |
| MYRAND, DANIEL ET ALS | 89,600 | 23,100 | 0 | 112,700 | 986.13 |
| MYRAND, DANIEL ET ALS | 6,100 | 0 | 0 | 6,100 | 53.38 |
| MYRAND, DANIEL ET ALS | 3,800 | 0 | 0 | 3,800 | 33.25 |
| MYRAND, DANIEL ET ALS | 73,700 | 2,000 | 0 | 75,700 | 662.38 |
| MYRAND, DANIEL ET ALS | 69,100 | 54,500 | 0 | 123,600 | 1,081.50 |
| NADEAU, ALAN | 46,000 | 80,100 | 24,250 | 101,850 | 891.19 |
| NADEAU, ALAN J | 67,600 | 152,800 | 24,250 | 196,150 | 1,716.31 |
| NADEAU, BRIAN | 45,000 | 55,900 | 24,250 | 76,650 | 670.69 |
| NADEAU, DARIAN J & | 47,000 | 129,900 | 0 | 176,900 | 1,547.88 |
| NADEAU, FRANCES MARIE | 35,800 | 26,400 | 30,070 | 32,130 | 281.14 |
| NADEAU, MELISSA S | 45,000 | 97,900 | 0 | 142,900 | 1,250.38 |
| NADEAU, PETER J | 64,800 | 259,200 | 24,250 | 299,750 | 2,622.81 |
| NADEAU, RONALD | 21,200 | 85,900 | 24,250 | 82,850 | 724.94 |
| NADEAU, TRAVIS M | 54,000 | 48,500 | 24,250 | 78,250 | 684.69 |
| NAJ PROPERTIES, LLC | 30,100 | 22,200 | 0 | 52,300 | 457.63 |
| NAZAROFF, DONALD A II | 33,600 | 88,400 | 24,250 | 97,750 | 855.31 |
| NAZAROFF, GREGORY S | 46,700 | 160,300 | 24,250 | 182,750 | 1,599.06 |
| NEAL, JOHN H II | 46,500 | 119,000 | 24,250 | 141,250 | 1,235.94 |
| NEGLEY, LEE S | 57,700 | 171,900 | 24,250 | 205,350 | 1,796.81 |
| NELSON, DARCY M | 57,300 | 258,100 | 24,250 | 291,150 | 2,547.56 |
| NELSON, HAROLD A | 40,800 | 144,400 | 30,070 | 155,130 | 1,357.39 |
| NESBITT, JAMES O III | 84,100 | 0 | 0 | 84,100 | 735.88 |
| NESBITT, JAMES O III | 52,700 | 0 | 0 | 52,700 | 461.13 |
| NEUBIS PROPERTIES INC | 12,700 | 0 | 0 | 12,700 | 111.13 |
| NEUBIS PROPERTIES INC | 77,000 | 0 | 0 | 77,000 | 673.75 |
| NEUBIS PROPERTIES INC | 77,000 | 0 | 0 | 77,000 | 673.75 |
| NEUBIS PROPERTIES INC | 58,600 | 0 | 0 | 58,600 | 512.75 |
| NEUBIS PROPERTIES INC | 58,900 | 0 | 0 | 58,900 | 515.38 |
| NEUBIS PROPERTIES INC | 58,800 | 0 | 0 | 58,800 | 514.5 |
| NEUTS, DONALD L | 77,100 | 0 | 0 | 77,100 | 674.63 |

| Name | Land | Building | Exempt | Total Valuation | Taxes |
|----------------------|-----------|----------|--------|-----------------|-----------|
| NEUTS, DONALD L | 77,100 | 0 | 0 | 77,100 | 674.63 |
| NEW ENGLAND CLEAN | 6,851,800 | 0 | 0 | 6,851,800 | 59,953.25 |
| NEWTON, JEFFREY W | 49,400 | 295,300 | 24,250 | 320,450 | 2,803.94 |
| NICHOLS, TYSON D | 46,600 | 32,500 | 0 | 79,100 | 692.13 |
| NICKEL, SCOTT A | 45,700 | 67,700 | 24,250 | 89,150 | 780.06 |
| NICKERSON, DALE D | 52,200 | 80,000 | 0 | 132,200 | 1,156.75 |
| NICKERSON, RANDALL & | 73,000 | 0 | 0 | 73,000 | 638.75 |
| NICKERSON, ROLAND | 34,900 | 105,900 | 24,250 | 116,550 | 1,019.81 |
| NICKERSON, ROLAND J | 33,600 | 0 | 0 | 33,600 | 294 |
| NICKERSON, ROLAND J | 25,400 | 0 | 0 | 25,400 | 222.25 |
| NICKERSON, RONALD M | 61,400 | 0 | 0 | 61,400 | 537.25 |
| NICKERSONS SEPTIC | 37,100 | 0 | 0 | 37,100 | 324.63 |
| NIELSEN, DAVID S | 48,600 | 94,200 | 24,250 | 118,550 | 1,037.31 |
| NIGRO, GEORGIA N | 142,300 | 182,900 | 24,250 | 300,950 | 2,633.31 |
| NOLIN, JAMES B | 30,100 | 19,500 | 0 | 49,600 | 434 |
| NOLIN, JAMES B | 43,600 | 20,900 | 24,250 | 40,250 | 352.19 |
| NOLIN, NONETTE K | 56,900 | 103,700 | 0 | 160,600 | 1,405.25 |
| NOONAN, CHARLES & | 25,300 | 0 | 0 | 25,300 | 221.38 |
| NOONAN, DAVID | 43,200 | 139,000 | 24,250 | 157,950 | 1,382.06 |
| NORMAN, T DAVID | 0 | 6,400 | 0 | 6,400 | 56 |
| NORTH, MELANIE | 55,300 | 129,700 | 0 | 185,000 | 1,618.75 |
| NORTHEASTERN HOUSING | 47,100 | 62,400 | 0 | 109,500 | 958.13 |
| NORTHROP, SUSAN | 46,500 | 72,500 | 0 | 119,000 | 1,041.25 |
| NUTTER, ROGER | 51,800 | 154,600 | 24,250 | 182,150 | 1,593.81 |
| NYE, DEBRA S | 60,000 | 172,300 | 24,250 | 208,050 | 1,820.44 |
| OAKES, KENNETH | 46,300 | 144,100 | 24,250 | 166,150 | 1,453.81 |
| O'BRIEN, CARRIE C | 49,900 | 152,300 | 24,250 | 177,950 | 1,557.06 |
| O'BRIEN, JAMES | 52,200 | 98,300 | 24,250 | 126,250 | 1,104.69 |
| O'CONNELL, BRIAN | 12,600 | 0 | 0 | 12,600 | 110.25 |
| O'CONNELL, BRIAN | 14,400 | 0 | 0 | 14,400 | 126 |
| OLD VALLEY CEMETERY | 1,600 | 0 | 1,600 | 0 | 0 |
| OLEARY, PAMELA | 45,900 | 49,500 | 24,250 | 71,150 | 622.56 |
| OLIVER, ROGER B | 46,800 | 188,500 | 0 | 235,300 | 2,058.88 |
| OLIVIER, HOLLI J | 46,800 | 141,700 | 24,250 | 164,250 | 1,437.19 |
| O'SULLIVAN, RYAN | 45,500 | 122,800 | 0 | 168,300 | 1,472.63 |
| OUELLETTE, AMY A | 52,100 | 304,300 | 24,250 | 332,150 | 2,906.31 |
| OUELLETTE, CARA M | 50,400 | 133,200 | 0 | 183,600 | 1,606.50 |
| OUELLETTE, CHARLES P | 47,700 | 136,400 | 24,250 | 159,850 | 1,398.69 |
| OUELLETTE, ERIK J | 40,800 | 238,200 | 24,250 | 254,750 | 2,229.06 |
| OUELLETTE, KRISTY L | 52,200 | 22,400 | 0 | 74,600 | 652.75 |
| OUELLETTE, LINDA L | 44,700 | 92,100 | 24,250 | 112,550 | 984.81 |
| OUELLETTE, LINDA L | 47,800 | 0 | 0 | 47,800 | 418.25 |

| Name | Land | Building | Exempt | Total Valuation | Taxes |
|-------------------------|---------|----------|--------|-----------------|----------|
| OUELLETTE, NEAL A | 47,100 | 210,000 | 24,250 | 232,850 | 2,037.44 |
| OUELLETTE, PATRICK A JR | 33,600 | 49,900 | 24,250 | 59,250 | 518.44 |
| OUELLETTE, ROBERT C | 56,500 | 142,500 | 24,250 | 174,750 | 1,529.06 |
| OUELLETTE, ROBERT R | 50,700 | 134,500 | 24,250 | 160,950 | 1,408.31 |
| OUELLETTE, SHERYL A | 56,300 | 155,000 | 24,250 | 187,050 | 1,636.69 |
| OUELLETTE, WILLIAM JR | 47,900 | 47,900 | 24,250 | 71,550 | 626.06 |
| OUIMETTE, FRANCOIS A | 113,600 | 48,400 | 0 | 162,000 | 1,417.50 |
| OUIMETTE, PAMELA | 54,200 | 146,100 | 24,250 | 176,050 | 1,540.44 |
| OUIMETTE, RAYMOND R | 40,500 | 104,300 | 24,250 | 120,550 | 1,054.81 |
| PAINE, CYNTHIA A | 88,200 | 0 | 0 | 88,200 | 771.75 |
| PALIAN, STEVEN | 58,200 | 156,500 | 24,250 | 190,450 | 1,666.44 |
| PALUSO, CHERYL | 159,400 | 217,200 | 24,250 | 352,350 | 3,083.06 |
| PAPE REALITY LLC | 49,300 | 0 | 0 | 49,300 | 431.38 |
| PAPE REALITY LLC | 22,100 | 0 | 0 | 22,100 | 193.38 |
| PAQUETTE, ERIC S | 55,300 | 159,000 | 24,250 | 190,050 | 1,662.94 |
| PAQUETTE, GARY | 52,500 | 112,100 | 24,250 | 140,350 | 1,228.06 |
| PAQUETTE, RAYMOND G | 67,500 | 178,400 | 24,250 | 221,650 | 1,939.44 |
| PARE, BELINDA G | 44,600 | 105,900 | 24,250 | 126,250 | 1,104.69 |
| PARE, SCOTT & BELINDA | 48,000 | 15,000 | 0 | 63,000 | 551.25 |
| PARENT, DONALD | 77,200 | 115,400 | 24,250 | 168,350 | 1,473.06 |
| PARENT, KAREN A | 55,500 | 122,000 | 24,250 | 153,250 | 1,340.94 |
| PARENT, MICHAEL J | 44,400 | 46,300 | 0 | 90,700 | 793.63 |
| PARENT, PATRICK A | 36,100 | 70,700 | 24,250 | 82,550 | 722.31 |
| PARENT, VIRGINIA M | 33,000 | 88,400 | 24,250 | 97,150 | 850.06 |
| PARENTEAU, DORIS R | 62,700 | 288,900 | 0 | 351,600 | 3,076.50 |
| PARKER, BRYANNA | 49,900 | 158,500 | 0 | 208,400 | 1,823.50 |
| PARKER, ERIC | 46,600 | 180,100 | 24,250 | 202,450 | 1,771.44 |
| PARKER, ERIC | 67,400 | 7,100 | 0 | 74,500 | 651.88 |
| PARLIN, CAROL L | 45,200 | 124,700 | 0 | 169,900 | 1,486.63 |
| PARLIN, RICHARD D | 54,900 | 124,600 | 24,250 | 155,250 | 1,358.44 |
| PARMENTER, CHERYL A | 55,400 | 174,400 | 24,250 | 205,550 | 1,798.56 |
| PARQUETTE, WILLIAM D | 58,400 | 93,900 | 24,250 | 128,050 | 1,120.44 |
| PASTORE, KATE | 46,200 | 46,300 | 24,250 | 68,250 | 597.19 |
| PATRICK, NEIL | 40,800 | 179,700 | 24,250 | 196,250 | 1,717.19 |
| PEABODY, MERRILL R | 54,200 | 28,100 | 24,250 | 58,050 | 507.94 |
| PEARCE, THERESA | 0 | 16,200 | 0 | 16,200 | 141.75 |
| PEARCE, THERESA R | 46,200 | 26,100 | 0 | 72,300 | 632.63 |
| PEDERSEN, THOMAS B | 39,100 | 59,800 | 0 | 98,900 | 865.38 |
| PELLETIER, ABIGALE A | 50,800 | 76,500 | 24,250 | 103,050 | 901.69 |
| PELLETIER, ANDRE P | 46,100 | 0 | 0 | 46,100 | 403.38 |
| PELLETIER, CHAD M | 46,300 | 77,200 | 24,250 | 99,250 | 868.44 |
| PELLETIER, EDMOND | 42,800 | 105,500 | 24,250 | 124,050 | 1,085.44 |

| Name | Land | Building | Exempt | Total Valuation | Taxes |
|-------------------------|---------|----------|--------|-----------------|----------|
| PELLETIER, JOHN R | 56,300 | 111,100 | 24,250 | 143,150 | 1,252.56 |
| PELLETIER, KELLY A | 49,500 | 108,800 | 24,250 | 134,050 | 1,172.94 |
| PELLETIER, LORRI A | 42,600 | 168,900 | 0 | 211,500 | 1,850.63 |
| PELTON, SALLY C | 49,000 | 29,500 | 24,250 | 54,250 | 474.69 |
| PENAN, DANIEL | 91,000 | 184,300 | 0 | 275,300 | 2,408.88 |
| PENLEY, BECKY J | 46,500 | 142,200 | 24,250 | 164,450 | 1,438.94 |
| PERKINS, PETER J | 33,700 | 0 | 0 | 33,700 | 294.88 |
| PERKINS, ROBERT | 0 | 22,300 | 0 | 22,300 | 195.13 |
| PERKINS, ROBERT E | 49,500 | 176,900 | 24,250 | 202,150 | 1,768.81 |
| PERKINS, SCOTT J | 47,200 | 31,700 | 0 | 78,900 | 690.38 |
| PERRON, KARLENE | 52,300 | 400 | 0 | 52,700 | 461.13 |
| PERRON, DENIS R | 55,100 | 159,700 | 24,250 | 190,550 | 1,667.31 |
| PERRON, ROBERT M | 49,000 | 154,300 | 24,250 | 179,050 | 1,566.69 |
| PERRY, CHAD R | 46,800 | 115,900 | 0 | 162,700 | 1,423.63 |
| PERRY, DAVID M | 59,400 | 121,700 | 24,250 | 156,850 | 1,372.44 |
| PERRY, JOSEPH | 57,200 | 122,200 | 30,070 | 149,330 | 1,306.64 |
| PETERS, NELSON R | 54,000 | 52,700 | 24,250 | 82,450 | 721.44 |
| PETERSON, ALDEN | 11,600 | 800 | 0 | 12,400 | 108.5 |
| PETERSON, ALDEN | 16,300 | 0 | 0 | 16,300 | 142.63 |
| PETERSON, ALDEN | 47,700 | 0 | 0 | 47,700 | 417.38 |
| PETERSON, ALDEN | 36,700 | 0 | 0 | 36,700 | 321.13 |
| PETERSON, ALDEN | 88,000 | 0 | 5,820 | 82,180 | 719.08 |
| PETERSON, MILDRED | 41,500 | 1,000 | 0 | 42,500 | 371.88 |
| PETERSON, MILDRED | 54,900 | 141,100 | 24,250 | 171,750 | 1,502.81 |
| PFANSTIEL, DONALD J | 46,500 | 186,200 | 24,250 | 208,450 | 1,823.94 |
| PHELPS, LOGAN & REBECCA | 42,600 | 230,400 | 0 | 273,000 | 2,388.75 |
| PHILBRICK, FRED R | 110,200 | 90,400 | 0 | 200,600 | 1,755.25 |
| PHILLIPS, NICOLE C | 41,200 | 43,800 | 0 | 85,000 | 743.75 |
| PHINNEY, QUENTIN | 49,300 | 303,700 | 24,250 | 328,750 | 2,876.56 |
| PHOENIX REALTY TRUST | 54,300 | 73,100 | 0 | 127,400 | 1,114.75 |
| PHOENIX REALTY TRUST | 22,600 | 22,100 | 0 | 44,700 | 391.13 |
| PIERCE, SARAH E | 113,400 | 71,400 | 24,250 | 160,550 | 1,404.81 |
| PIERRE, SARAH H | 40,800 | 103,800 | 0 | 144,600 | 1,265.25 |
| PIERSON, DAVID | 112,800 | 49,000 | 0 | 161,800 | 1,415.75 |
| PINARD, ARMAND | 47,900 | 19,100 | 0 | 67,000 | 586.25 |
| PINARD, RONALD | 40,800 | 196,900 | 24,250 | 213,450 | 1,867.69 |
| PINE TREE HOLDINGS LLC | 271,700 | 0 | 0 | 271,700 | 2,377.38 |
| PINETTE, JON C TTEE | 40,500 | 189,600 | 0 | 230,100 | 2,013.38 |
| PINKHAM, ARIANNA N | 46,800 | 114,500 | 0 | 161,300 | 1,411.38 |
| PINOSKI, DANIEL M | 46,700 | 39,700 | 24,250 | 62,150 | 543.81 |
| PLOURDE, ROBERT W | 55,800 | 123,000 | 30,070 | 148,730 | 1,301.39 |
| POIRIER, BERTRAND | 53,600 | 132,200 | 24,250 | 161,550 | 1,413.56 |

| Name | Land | Building | Exempt | Total Valuation | Taxes |
|-----------------------|---------|----------|---------|-----------------|----------|
| POIRIER, SCOTT R | 45,000 | 153,400 | 24,250 | 174,150 | 1,523.81 |
| POLAND, DANIEL L | 51,100 | 162,700 | 24,250 | 189,550 | 1,658.56 |
| POLAND, TIFFANY M | 39,100 | 105,900 | 0 | 145,000 | 1,268.75 |
| POLAND, VICKI S | 86,400 | 0 | 0 | 86,400 | 756 |
| POLLEY, ALTON J JR | 46,400 | 63,000 | 24,250 | 85,150 | 745.06 |
| POMERLEAU, LAWRENCE | 40,600 | 93,700 | 30,070 | 104,230 | 912.01 |
| POMERLEAU, REGINALD R | 37,800 | 91,400 | 30,070 | 99,130 | 867.39 |
| POOLE, CHRISTOPHER | 57,200 | 163,200 | 24,250 | 196,150 | 1,716.31 |
| POPE, COLLIN V | 46,200 | 117,400 | 24,250 | 139,350 | 1,219.31 |
| POTO, MICHAEL | 30,400 | 0 | 0 | 30,400 | 266 |
| POTO, MICHAEL A | 47,300 | 216,600 | 24,250 | 239,650 | 2,096.94 |
| POTTLE, TARA L | 49,400 | 52,200 | 0 | 101,600 | 889 |
| POTVIN, MARK N | 0 | 20,000 | 20,000 | 0 | 0 |
| POULIN, DAWN M | 40,600 | 77,200 | 0 | 117,800 | 1,030.75 |
| POULIN, DONALD E JR | 40,600 | 131,000 | 24,250 | 147,350 | 1,289.31 |
| POULIN, JR, ROGER A & | 30,700 | 0 | 0 | 30,700 | 268.63 |
| POULIN, LYNN J | 38,000 | 124,900 | 24,250 | 138,650 | 1,213.19 |
| POULIN, RENALD | 40,400 | 98,200 | 24,250 | 114,350 | 1,000.56 |
| POULIN, RODNEY R | 50,900 | 66,400 | 0 | 117,300 | 1,026.38 |
| POUZOL, DANIEL J | 49,600 | 86,500 | 24,250 | 111,850 | 978.69 |
| POWELL, WILLIAM | 46,800 | 216,700 | 24,250 | 239,250 | 2,093.44 |
| PRATT, JEREMY I | 50,400 | 115,500 | 0 | 165,900 | 1,451.63 |
| PRATT, MELISSA A | 75,000 | 165,700 | 24,250 | 216,450 | 1,893.94 |
| PRATT, WALLACE M | 41,400 | 135,000 | 24,250 | 152,150 | 1,331.31 |
| PRAY, JAMES | 56,500 | 86,300 | 24,250 | 118,550 | 1,037.31 |
| PRESCOTT, JAMES A & | 43,300 | 72,800 | 0 | 116,100 | 1,015.88 |
| PREVITE, JAMES | 70,900 | 34,500 | 0 | 105,400 | 922.25 |
| PROCTOR, JOSEPH A | 47,300 | 179,800 | 24,250 | 202,850 | 1,774.94 |
| PROCTOR, LLOYD | 113,900 | 168,900 | 24,250 | 258,550 | 2,262.31 |
| PROVOST, BETH | 0 | 13,700 | 13,700 | 0 | 0 |
| PROVOST, DAMIAN M | 0 | 46,900 | 24,250 | 22,650 | 198.19 |
| PROVOST, JEAN M | 27,500 | 164,200 | 24,250 | 167,450 | 1,465.19 |
| PUGH, CHRISTOPHER A | 107,000 | 74,900 | 24,250 | 157,650 | 1,379.44 |
| PURINGTON, SONYA | 73,700 | 180,100 | 0 | 253,800 | 2,220.75 |
| PURINTON, GARY | 0 | 48,500 | 24,250 | 24,250 | 212.19 |
| QI, SHI | 139,800 | 568,600 | 0 | 708,400 | 6,198.50 |
| R & T REAL ESTATE | 60,200 | 38,700 | 0 | 98,900 | 865.38 |
| R.A.F.T.S. | 46,900 | 227,500 | 274,400 | 0 | 0 |
| RABASSA, DANECA | 40,400 | 184,900 | 0 | 225,300 | 1,971.38 |
| RAC, GINA M | 45,600 | 80,800 | 24,250 | 102,150 | 893.81 |
| RAC, JOHN | 50,400 | 226,900 | 24,250 | 253,050 | 2,214.19 |
| RACINE, ASHLEY L | 50,000 | 91,100 | 0 | 141,100 | 1,234.63 |

| Name | Land | Building | Exempt | Total Valuation | Taxes |
|------------------------|---------|----------|--------|-----------------|----------|
| RACINE, MICHAEL F | 45,800 | 102,300 | 24,250 | 123,850 | 1,083.69 |
| RADLEY, CARA L | 43,700 | 58,400 | 24,250 | 77,850 | 681.19 |
| RAK LLC | 51,500 | 9,700 | 0 | 61,200 | 535.5 |
| RANCORT, CHRISTOPHER L | 38,300 | 12,900 | 0 | 51,200 | 448 |
| RAND, PETER J | 45,000 | 68,900 | 24,250 | 89,650 | 784.44 |
| RANDALL, CAROLYN L | 92,000 | 13,600 | 0 | 105,600 | 924 |
| RANDALL, JOLENE M B | 74,900 | 53,400 | 0 | 128,300 | 1,122.63 |
| RANDALL, JOLENE M B | 43,100 | 145,900 | 24,250 | 164,750 | 1,441.56 |
| RANDALL, JOLENE M B | 136,400 | 22,300 | 0 | 158,700 | 1,388.63 |
| RANDALL, MARK | 0 | 2,500 | 0 | 2,500 | 21.88 |
| RANDOLPH, ARTHUR J | 55,200 | 135,600 | 24,250 | 166,550 | 1,457.31 |
| RANDOLPH, MICHAEL | 135,500 | 164,700 | 0 | 300,200 | 2,626.75 |
| RANDOLPH, RICHARD | 128,700 | 51,700 | 0 | 180,400 | 1,578.50 |
| RANDOLPH, RICHARD | 57,800 | 178,400 | 24,250 | 211,950 | 1,854.56 |
| RANDOLPH, RICHARD L | 39,800 | 0 | 0 | 39,800 | 348.25 |
| RANDOLPH, RICHARD L | 23,200 | 0 | 0 | 23,200 | 203 |
| RANDOLPH, RICHARD L & | 24,900 | 0 | 0 | 24,900 | 217.88 |
| RAY CORPORATION | 48,500 | 94,000 | 0 | 142,500 | 1,246.88 |
| RAY CORPORATION | 34,000 | 20,500 | 0 | 54,500 | 476.88 |
| RAY, BERNICE A | 42,700 | 33,000 | 0 | 75,700 | 662.38 |
| RAY, BERNICE A | 47,700 | 201,000 | 24,250 | 224,450 | 1,963.94 |
| RAY, BERTRAND | 45,000 | 169,100 | 24,250 | 189,850 | 1,661.19 |
| RAY, BERTRAND R | 45,500 | 0 | 0 | 45,500 | 398.13 |
| RAY, JESSIE | 54,400 | 104,800 | 0 | 159,200 | 1,393.00 |
| RAY, JUSTIN | 83,600 | 0 | 0 | 83,600 | 731.5 |
| RAY, JUSTIN & DIANA | 4,400 | 0 | 0 | 4,400 | 38.5 |
| RAY, RANDALL V | 59,100 | 93,800 | 24,250 | 128,650 | 1,125.69 |
| RAY, ROLAND | 43,400 | 103,000 | 24,250 | 122,150 | 1,068.81 |
| RAY, SHARON | 41,500 | 117,100 | 24,250 | 134,350 | 1,175.56 |
| RAY, TAMMY L | 49,100 | 59,300 | 0 | 108,400 | 948.5 |
| RAY, THERESA | 44,900 | 68,400 | 24,250 | 89,050 | 779.19 |
| RAYMOND, JANE | 45,700 | 120,400 | 24,250 | 141,850 | 1,241.19 |
| RAYMOND, ROBERT | 45,000 | 97,200 | 0 | 142,200 | 1,244.25 |
| RAYMOND, ROBERT W | 102,900 | 141,800 | 24,250 | 220,450 | 1,928.94 |
| RBI PROPERTIES LLC | 77,700 | 402,500 | 0 | 480,200 | 4,201.75 |
| REED, BRUCE J | 50,000 | 81,500 | 24,250 | 107,250 | 938.44 |
| REED, STANLEY W | 43,200 | 0 | 0 | 43,200 | 378 |
| REICHEL, BRENDA K | 45,500 | 52,000 | 24,250 | 73,250 | 640.94 |
| REID, JOHN T | 61,000 | 37,100 | 0 | 98,100 | 858.38 |
| REMLINGTON, BRANT D | 48,600 | 148,200 | 0 | 196,800 | 1,722.00 |
| RENY, ANTHONY R | 43,800 | 104,700 | 24,250 | 124,250 | 1,087.19 |
| RICHARDS, RYAN R | 62,900 | 168,700 | 0 | 231,600 | 2,026.50 |

| Name | Land | Building | Exempt | Total Valuation | Taxes |
|-------------------------|---------|----------|--------|-----------------|----------|
| RICHARDSON JOSHUA T | 49,500 | 122,000 | 24,250 | 147,250 | 1,288.44 |
| RICHARDSON, JOY E | 40,800 | 95,500 | 24,250 | 112,050 | 980.44 |
| RIDEOUT, MILDRED F | 41,800 | 71,600 | 24,250 | 89,150 | 780.06 |
| RIDLEY, EUGENE K & | 53,600 | 137,200 | 24,250 | 166,550 | 1,457.31 |
| RIDLEY, EUGENE M & TINA | 46,800 | 288,100 | 24,250 | 310,650 | 2,718.19 |
| RIDLON, SHAWN R | 53,100 | 197,000 | 24,250 | 225,850 | 1,976.19 |
| RIFKIN, DR MICHAEL | 57,300 | 172,900 | 24,250 | 205,950 | 1,802.06 |
| RIFKIN, DR MICHAEL | 600 | 0 | 0 | 600 | 5.25 |
| RINES, CLEVELAND | 59,800 | 136,400 | 24,250 | 171,950 | 1,504.56 |
| RINES, DIANE B | 30,800 | 10,200 | 0 | 41,000 | 358.75 |
| RINES, DIANE B | 700 | 0 | 0 | 700 | 6.13 |
| RINES, JELINA M | 46,600 | 103,100 | 0 | 149,700 | 1,309.88 |
| RINES, ROGER E | 43,000 | 114,500 | 24,250 | 133,250 | 1,165.94 |
| RIOUX, LEON O | 73,800 | 108,800 | 0 | 182,600 | 1,597.75 |
| RIOUX, TAMMY A | 36,000 | 145,800 | 0 | 181,800 | 1,590.75 |
| ROAN, DAVID T | 41,500 | 58,400 | 24,250 | 75,650 | 661.94 |
| ROBARGE, DIANE M | 50,400 | 131,200 | 24,250 | 157,350 | 1,376.81 |
| ROBERGE, JAMES A | 46,500 | 261,300 | 24,250 | 283,550 | 2,481.06 |
| ROBERT, MARCEL J P | 59,500 | 260,500 | 5,820 | 314,180 | 2,749.08 |
| ROBERT, MARK R | 51,800 | 161,100 | 24,250 | 188,650 | 1,650.69 |
| ROBERT, MARY L | 50,400 | 225,100 | 24,250 | 251,250 | 2,198.44 |
| ROBERT, RODNEY N | 97,900 | 123,800 | 24,250 | 197,450 | 1,727.69 |
| ROBERT, SCOTT | 105,500 | 251,300 | 24,250 | 332,550 | 2,909.81 |
| ROBERT, SCOTT | 700 | 0 | 0 | 700 | 6.13 |
| ROBERT, SCOTT | 16,300 | 0 | 0 | 16,300 | 142.63 |
| ROBERTS PROPERTIES LLC | 44,600 | 11,200 | 0 | 55,800 | 488.25 |
| ROBERTS PROPERTIES LLC | 42,900 | 45,000 | 0 | 87,900 | 769.13 |
| ROBERTS, JUNE | 47,200 | 130,800 | 24,250 | 153,750 | 1,345.31 |
| ROBERTSON, DENNIS J | 50,200 | 117,200 | 24,250 | 143,150 | 1,252.56 |
| ROBICHAUD, DEBRA K | 46,400 | 53,100 | 24,250 | 75,250 | 658.44 |
| ROBICHAUD, MAURICE J | 35,100 | 89,100 | 24,250 | 99,950 | 874.56 |
| ROBICHAUD, PATRICIA R | 40,500 | 35,500 | 24,250 | 51,750 | 452.81 |
| ROBINSON, JEFF & AMY E | 81,200 | 37,900 | 0 | 119,100 | 1,042.13 |
| ROBINSON, ROBERT L | 46,700 | 121,600 | 0 | 168,300 | 1,472.63 |
| ROBITAILLE, JAMIE P | 47,000 | 101,800 | 0 | 148,800 | 1,302.00 |
| ROBITAILLE, JOHN E | 63,400 | 227,900 | 24,250 | 267,050 | 2,336.69 |
| ROBITAILLE, MARC R | 38,000 | 137,000 | 24,250 | 150,750 | 1,319.06 |
| ROBODI LLC | 155,600 | 111,100 | 0 | 266,700 | 2,333.63 |
| RODERICK, KATHY | 40,100 | 31,400 | 0 | 71,500 | 625.63 |
| RODERICK, SUSAN F | 48,700 | 19,800 | 24,250 | 44,250 | 387.19 |
| ROLSTON, ROBERT G | 32,200 | 0 | 0 | 32,200 | 281.75 |
| ROMAN CATHOLIC BISHOP | 82,800 | 0 | 0 | 82,800 | 724.5 |

| Name | Land | Building | Exempt | Total Valuation | Taxes |
|--------------------------|---------|----------|--------|-----------------|----------|
| ROSE CEMETERY | 7,500 | 0 | 7,500 | 0 | 0 |
| ROSE DENNIS G & SANDRA | 32,400 | 0 | 0 | 32,400 | 283.5 |
| ROSE DENNIS G & SANDRA | 69,400 | 0 | 0 | 69,400 | 607.25 |
| ROSE STEPHEN T | 61,100 | 148,400 | 24,250 | 185,250 | 1,620.94 |
| ROSE STEPHEN T | 42,000 | 6,100 | 0 | 48,100 | 420.88 |
| ROSE, DENNIS S | 37,900 | 134,600 | 24,250 | 148,250 | 1,297.19 |
| ROSE, DONALD | 254,700 | 147,500 | 24,250 | 377,950 | 3,307.06 |
| ROSE, DONALD | 50,600 | 1,500 | 0 | 52,100 | 455.88 |
| ROSE, DONALD H | 45,000 | 112,600 | 0 | 157,600 | 1,379.00 |
| ROSE, KEVIN & JENNY | 158,800 | 32,200 | 0 | 191,000 | 1,671.25 |
| ROSS, MITCHELL K | 108,800 | 312,100 | 0 | 420,900 | 3,682.88 |
| ROSSIGNOL, DAVID J | 44,600 | 184,800 | 24,250 | 205,150 | 1,795.06 |
| ROSSIGNOL, ROGER H | 44,600 | 103,200 | 0 | 147,800 | 1,293.25 |
| ROUSE, JR, DAVID V & | 46,300 | 140,600 | 0 | 186,900 | 1,635.38 |
| ROUSSEAU, JOHN | 0 | 18,400 | 18,400 | 0 | 0 |
| ROUSSEAU, JOSEPH | 39,000 | 93,300 | 24,250 | 108,050 | 945.44 |
| ROUSSEAU, NORMAND | 117,800 | 111,400 | 0 | 229,200 | 2,005.50 |
| ROUSSEAU, RICHARD R | 153,500 | 103,200 | 24,250 | 232,450 | 2,033.94 |
| ROUX, RAYMOND | 36,200 | 106,000 | 24,250 | 117,950 | 1,032.06 |
| ROUX, STEVEN D | 41,800 | 107,000 | 24,250 | 124,550 | 1,089.81 |
| ROWE, ROBERT | 38,600 | 159,800 | 24,250 | 174,150 | 1,523.81 |
| ROWE, SUMMER | 47,700 | 55,400 | 0 | 103,100 | 902.13 |
| ROWE, SR, JASON A & KERA | 39,900 | 123,400 | 0 | 163,300 | 1,428.88 |
| ROY, DAVID & MELISSA | 41,500 | 16,100 | 0 | 57,600 | 504 |
| ROY, DAVID J | 48,200 | 199,800 | 24,250 | 223,750 | 1,957.81 |
| ROY, DAVID W | 49,700 | 125,700 | 24,250 | 151,150 | 1,322.56 |
| ROY, KENNETH E | 45,100 | 141,200 | 0 | 186,300 | 1,630.13 |
| ROY, LAURIER B | 125,000 | 45,900 | 0 | 170,900 | 1,495.38 |
| ROY, NICHOLAS | 62,300 | 207,200 | 0 | 269,500 | 2,358.13 |
| ROY, PATRICIA M | 48,100 | 227,900 | 24,250 | 251,750 | 2,202.81 |
| ROY, RICHARD H | 7,900 | 0 | 0 | 7,900 | 69.13 |
| ROY, ROBERT R | 47,600 | 127,700 | 0 | 175,300 | 1,533.88 |
| ROY, SHAWN R | 46,500 | 52,900 | 0 | 99,400 | 869.75 |
| ROY, SUSAN L | 42,300 | 140,900 | 24,250 | 158,950 | 1,390.81 |
| ROY, TIMOTHY A | 52,700 | 35,700 | 0 | 88,400 | 773.5 |
| ROYER, STEVEN R | 61,500 | 291,600 | 24,250 | 328,850 | 2,877.44 |
| RUMAN, STEPHEN G | 45,500 | 98,400 | 24,250 | 119,650 | 1,046.94 |
| RUSSELL EDWIN L JR | 0 | 13,600 | 13,600 | 0 | 0 |
| RUSSELL, FILOMENA | 500 | 0 | 0 | 500 | 4.38 |
| RUSSELL, FILOMENA R | 77,400 | 45,900 | 0 | 123,300 | 1,078.88 |
| RUSSELL, KIMBERLY A | 47,500 | 159,100 | 0 | 206,600 | 1,807.75 |
| RYAN, DONALD | 37,600 | 25,700 | 0 | 63,300 | 553.88 |

| Name | Land | Building | Exempt | Total Valuation | Taxes |
|----------------------|---------|----------|---------|-----------------|----------|
| RYAN, DONALD J | 49,000 | 59,800 | 24,250 | 84,550 | 739.81 |
| RYAN, IRENE | 48,800 | 63,700 | 0 | 112,500 | 984.38 |
| RYBECK, CHARLES | 47,000 | 130,400 | 24,250 | 153,150 | 1,340.06 |
| RYDER, ELLEN E | 46,800 | 61,900 | 24,250 | 84,450 | 738.94 |
| SABATTUS, TOWN OF | 3,400 | 0 | 3,400 | 0 | 0 |
| SABINE, CLAIRE M | 46,000 | 113,300 | 24,250 | 135,050 | 1,181.69 |
| SAINDON, PAULINE M | 68,100 | 0 | 0 | 68,100 | 595.88 |
| SALISBURY, GEORGE | 0 | 7,600 | 7,600 | 0 | 0 |
| SAMAY, FRANK M III | 40,800 | 55,600 | 0 | 96,400 | 843.5 |
| SAMAY, PAMELA | 43,300 | 500 | 0 | 43,800 | 383.25 |
| SAMES, RUFUS G | 44,300 | 157,300 | 24,250 | 177,350 | 1,551.81 |
| SANBORN & HAMMOND | 33,500 | 0 | 0 | 33,500 | 293.13 |
| SANBORN & HAMMOND | 38,900 | 0 | 0 | 38,900 | 340.38 |
| SANBORN & HAMMOND | 26,800 | 0 | 0 | 26,800 | 234.5 |
| SANBORN & HAMMOND | 25,700 | 0 | 0 | 25,700 | 224.88 |
| SANBORN & HAMMOND | 31,700 | 0 | 0 | 31,700 | 277.38 |
| SANBORN & HAMMOND | 168,900 | 0 | 0 | 168,900 | 1,477.88 |
| SANBORN & HAMMOND | 110,100 | 0 | 0 | 110,100 | 963.38 |
| SANFORD, BRUCE W | 46,900 | 166,000 | 0 | 212,900 | 1,862.88 |
| SANFORD, BRUCE W | 51,400 | 139,300 | 24,250 | 166,450 | 1,456.44 |
| SANFORD, BRUCE W | 40,400 | 0 | 0 | 40,400 | 353.5 |
| SANFORD, HANNON D | 47,100 | 181,500 | 0 | 228,600 | 2,000.25 |
| SANFORD, SHAWN G | 30,700 | 0 | 0 | 30,700 | 268.63 |
| SANFORD, SHAWN G | 71,000 | 0 | 0 | 71,000 | 621.25 |
| SANFORD, SHAWN G | 45,200 | 0 | 0 | 45,200 | 395.5 |
| SANFORD, SHAWN G | 45,300 | 144,500 | 0 | 189,800 | 1,660.75 |
| SANFORD, TIERRA M | 39,300 | 123,800 | 0 | 163,100 | 1,427.13 |
| SANTOMANGO, DEAN | 67,500 | 226,600 | 24,250 | 269,850 | 2,361.19 |
| SANTOMANGO, SIERRA R | 50,500 | 108,300 | 0 | 158,800 | 1,389.50 |
| SARGENT, AMBER J | 42,700 | 84,300 | 0 | 127,000 | 1,111.25 |
| SARGENT, JOHN | 52,800 | 146,300 | 24,250 | 174,850 | 1,529.94 |
| SARGENT, MATTHEW | 48,500 | 45,300 | 0 | 93,800 | 820.75 |
| SAUCIER, DONALD | 41,000 | 53,100 | 24,250 | 69,850 | 611.19 |
| SAUCIER, MICHAEL R | 39,200 | 75,100 | 0 | 114,300 | 1,000.13 |
| SAUCIER, TIMOTHY S | 46,600 | 209,000 | 24,250 | 231,350 | 2,024.31 |
| SAUNDERS ROAD | 32,800 | 0 | 0 | 32,800 | 287 |
| SAUNDERS ROAD | 65,100 | 0 | 0 | 65,100 | 569.63 |
| SAUNDERS, RICK A | 29,500 | 30,300 | 24,250 | 35,550 | 311.06 |
| SAVAGE, EDITH P | 39,200 | 78,700 | 30,070 | 87,830 | 768.51 |
| SAVAGE, MADEENA S | 41,300 | 113,600 | 0 | 154,900 | 1,355.38 |
| SAWYER MEMORIAL | 72,200 | 403,300 | 475,500 | 0 | 0 |
| SAWYER, BRIAN | 48,500 | 109,000 | 24,250 | 133,250 | 1,165.94 |
| SAWYER, RALPH J | 40,900 | 0 | 0 | 40,900 | 357.88 |
| SCHLOBOHM, MATTHEW J | 61,800 | 156,100 | 24,250 | 193,650 | 1,694.44 |

| Name | Land | Building | Exempt | Total Valuation | Taxes |
|-------------------------|---------|-----------|--------|-----------------|-----------|
| SCHMIDT, RONALD J | 52,500 | 120,300 | 24,250 | 148,550 | 1,299.81 |
| SCHNOPP, ROBERT L III | 36,200 | 70,800 | 0 | 107,000 | 936.25 |
| SCHOMAKER, JACQUELINE A | 42,300 | 309,200 | 24,250 | 327,250 | 2,863.44 |
| SCHOTT, GEORGE | 6,500 | 0 | 0 | 6,500 | 56.88 |
| SCHOTT, GEORGE | 105,500 | 0 | 0 | 105,500 | 923.13 |
| SCHOTT, GEORGE P | 138,000 | 1,496,100 | 0 | 1,634,100 | 14,298.38 |
| SCHOTT, GEORGE P | 500 | 0 | 0 | 500 | 4.38 |
| SCHOTT, GEORGE P | 42,500 | 148,200 | 0 | 190,700 | 1,668.63 |
| SCHOTT, GEORGE P | 91,600 | 296,100 | 0 | 387,700 | 3,392.38 |
| SCHOTT, GEORGE P | 311,100 | 545,600 | 24,250 | 832,450 | 7,283.94 |
| SCHOTT, GEORGE P | 57,500 | 15,600 | 0 | 73,100 | 639.63 |
| SCHOTT, GEORGE P | 25,000 | 0 | 0 | 25,000 | 218.75 |
| SCHOTT, JOHN | 18,600 | 0 | 0 | 18,600 | 162.75 |
| SCHOTT, JOHN | 116,200 | 291,600 | 24,250 | 383,550 | 3,356.06 |
| SCHOTT, JOHN F | 9,300 | 0 | 0 | 9,300 | 81.38 |
| SCHOTT, KARIN A | 202,700 | 52,800 | 0 | 255,500 | 2,235.63 |
| SCHOTT, KARIN A | 28,600 | 0 | 0 | 28,600 | 250.25 |
| SCHOTT, PATRICIA | 48,400 | 0 | 0 | 48,400 | 423.5 |
| SCHULZE, MARTIN D & | 116,400 | 57,900 | 0 | 174,300 | 1,525.13 |
| SCOTT, PATSIE | 38,800 | 116,000 | 0 | 154,800 | 1,354.50 |
| SCRIBNER, LIZA L | 46,000 | 31,400 | 0 | 77,400 | 677.25 |
| SEALY, KATHERINE A | 54,500 | 125,200 | 0 | 179,700 | 1,572.38 |
| SEELEY, GREGORY A | 52,600 | 232,400 | 24,250 | 260,750 | 2,281.56 |
| SENSENING, RENE D | 48,400 | 140,800 | 24,250 | 164,950 | 1,443.31 |
| SHANE, KATHLEEN MARIE | 95,200 | 11,500 | 0 | 106,700 | 933.63 |
| SHARPE, KENNETH | 79,800 | 59,300 | 0 | 139,100 | 1,217.13 |
| SHAW, BARBARA B | 60,000 | 100,200 | 24,250 | 135,950 | 1,189.56 |
| SHORT, WILLIAM | 50,100 | 39,100 | 0 | 89,200 | 780.5 |
| SHOSTAK, ANTHONY J | 44,000 | 89,500 | 24,250 | 109,250 | 955.94 |
| SHOSTAK, MARTIN A | 51,500 | 100,000 | 0 | 151,500 | 1,325.63 |
| SHOVILIN, JOSEPH F III | 48,700 | 208,000 | 0 | 256,700 | 2,246.13 |
| SHURTLEFF, CAMERON J | 47,300 | 82,300 | 0 | 129,600 | 1,134.00 |
| SIGNER, ANTHONY B | 45,500 | 129,400 | 24,250 | 150,650 | 1,318.19 |
| SILBERMAN, ADAM J | 40,600 | 88,600 | 24,250 | 104,950 | 918.31 |
| SILVA, DONALD | 62,400 | 23,000 | 0 | 85,400 | 747.25 |
| SILVIUS, DENISE J | 51,500 | 35,300 | 24,250 | 62,550 | 547.31 |
| SIMMONS, WILLARD H | 115,100 | 33,900 | 0 | 149,000 | 1,303.75 |
| SIMMONS, WILLARD H | 51,000 | 220,700 | 30,070 | 241,630 | 2,114.26 |
| SIMOND, MARK A | 116,600 | 114,500 | 0 | 231,100 | 2,022.13 |
| SIMONDS, WILLIAM D | 43,500 | 31,500 | 0 | 75,000 | 656.25 |
| SIMONES, JAMES G | 46,500 | 206,600 | 24,250 | 228,850 | 2,002.44 |
| SIMONES, LINDA D M | 31,500 | 0 | 0 | 31,500 | 275.63 |
| SIMONSON, JOHN R | 39,000 | 149,200 | 24,250 | 163,950 | 1,434.56 |
| SIRIOS, JOSHUA G | 50,600 | 85,800 | 0 | 136,400 | 1,193.50 |

| Name | Land | Building | Exempt | Total Valuation | Taxes |
|-------------------------|---------|----------|--------|-----------------|----------|
| SIROIS, CHRISTOPHER | 186,300 | 258,400 | 24,250 | 420,450 | 3,678.94 |
| SIROIS, LAWRENCE | 46,500 | 232,300 | 24,250 | 254,550 | 2,227.31 |
| SIROIS, PAMELA LYNN | 46,500 | 242,300 | 24,250 | 264,550 | 2,314.81 |
| SIROIS, PAUL A | 70,000 | 162,600 | 0 | 232,600 | 2,035.25 |
| SMALL, SAMUEL | 62,300 | 293,800 | 30,070 | 326,030 | 2,852.76 |
| SMILEY, DONNA RICHARDS | 44,300 | 48,300 | 0 | 92,600 | 810.25 |
| SMILEY, DONNA RICHARDS | 100,100 | 31,200 | 24,250 | 107,050 | 936.69 |
| SMITH, BARBARA J | 55,300 | 0 | 0 | 55,300 | 483.88 |
| SMITH, BARBARA J | 25,500 | 0 | 0 | 25,500 | 223.13 |
| SMITH, BARBARA J | 48,500 | 157,200 | 0 | 205,700 | 1,799.88 |
| SMITH, BRIAN | 46,800 | 47,200 | 0 | 94,000 | 822.5 |
| SMITH, CHRISTOPHER L | 64,200 | 0 | 0 | 64,200 | 561.75 |
| SMITH, CHRISTOPHER L | 163,100 | 110,700 | 24,250 | 249,550 | 2,183.56 |
| SMITH, ELIZABETH T | 60,800 | 42,600 | 0 | 103,400 | 904.75 |
| SMITH, ERIC | 71,000 | 40,600 | 0 | 111,600 | 976.5 |
| SMITH, ERIC J | 48,900 | 224,000 | 24,250 | 248,650 | 2,175.69 |
| SMITH, ERIC J | 43,200 | 0 | 0 | 43,200 | 378 |
| SMITH, JERRY L | 46,800 | 62,100 | 0 | 108,900 | 952.88 |
| SMITH, JILL C | 45,500 | 113,200 | 0 | 158,700 | 1,388.63 |
| SMITH, KENNETH | 56,600 | 137,300 | 24,250 | 169,650 | 1,484.44 |
| SMITH, KENNETH I | 5,900 | 0 | 0 | 5,900 | 51.63 |
| SMITH, KENNETH I JR | 46,800 | 145,100 | 24,250 | 167,650 | 1,466.94 |
| SMITH, KIRK A | 50,000 | 173,800 | 0 | 223,800 | 1,958.25 |
| SMITH, KYLE S | 46,600 | 132,100 | 0 | 178,700 | 1,563.63 |
| SMITH, LAURIE E | 46,800 | 136,400 | 30,070 | 153,130 | 1,339.89 |
| SMITH, MATTHEW J | 48,600 | 7,800 | 0 | 56,400 | 493.5 |
| SMITH, MICHAEL | 48,000 | 98,100 | 30,070 | 116,030 | 1,015.26 |
| SMITH, RONALD RICHARD | 45,700 | 19,700 | 24,250 | 41,150 | 360.06 |
| SMITH, RONALD S | 56,700 | 144,900 | 24,250 | 177,350 | 1,551.81 |
| SMITH, RUFUS H TRUSTEE | 42,800 | 29,500 | 0 | 72,300 | 632.63 |
| SMITH, RUFUS H. TRUSTEE | 1,400 | 0 | 0 | 1,400 | 12.25 |
| SMITH, SALLY A | 90,900 | 56,500 | 0 | 147,400 | 1,289.75 |
| SMITH, SUSAN Y | 57,200 | 283,900 | 24,250 | 316,850 | 2,772.44 |
| SMITH, WARREN J | 38,400 | 51,300 | 0 | 89,700 | 784.88 |
| SMITH-DOYON RHONDA | 46,800 | 111,300 | 24,250 | 133,850 | 1,171.19 |
| SMUTNY, ROBERT T | 47,000 | 129,200 | 24,250 | 151,950 | 1,329.56 |
| SNYDER, PAMELA E | 43,800 | 121,200 | 24,250 | 140,750 | 1,231.56 |
| SOCKABASIN, LISA J | 49,200 | 45,000 | 0 | 94,200 | 824.25 |
| SOCKABASIN, LISA J | 90,900 | 161,100 | 24,250 | 227,750 | 1,992.81 |
| SOLARI, ANDREW L | 39,000 | 39,600 | 0 | 78,600 | 687.75 |
| SOUCY, JOHN A | 52,900 | 135,400 | 24,250 | 164,050 | 1,435.44 |
| SPAULDING, KEVIN P | 33,000 | 90,500 | 24,250 | 99,250 | 868.44 |

| Name | Land | Building | Exempt | Total Valuation | Taxes |
|-------------------------|--------|----------|---------|-----------------|----------|
| SPEAR, RODNEY W | 47,000 | 69,900 | 24,250 | 92,650 | 810.69 |
| SPENCER, STEVEN L | 54,500 | 152,900 | 24,250 | 183,150 | 1,602.56 |
| SPRAGUE, MICHAEL C | 45,200 | 166,100 | 0 | 211,300 | 1,848.88 |
| SPRAGUE, MICHAEL H | 55,100 | 142,700 | 0 | 197,800 | 1,730.75 |
| SPRINGER, JENNIFER M | 45,900 | 132,400 | 24,250 | 154,050 | 1,347.94 |
| SPRINGER, JOHN W | 45,800 | 145,100 | 30,070 | 160,830 | 1,407.26 |
| SPRINGER, JOHN W | 0 | 19,200 | 0 | 19,200 | 168 |
| ST AMOURE, ALLEN | 0 | 10,300 | 10,300 | 0 | 0 |
| ST ANDRE, DAVID E | 51,800 | 144,500 | 24,250 | 172,050 | 1,505.44 |
| ST FRANCIS MISSION | 0 | 50,800 | 0 | 50,800 | 444.5 |
| ST FRANCIS MISSION | 95,100 | 626,400 | 721,500 | 0 | 0 |
| ST GERMAIN, GERARD | 40,100 | 160,300 | 0 | 200,400 | 1,753.50 |
| ST GERMAIN, WAYNE DAVID | 55,300 | 80,700 | 0 | 136,000 | 1,190.00 |
| ST HILAIRE, PAUL | 55,100 | 71,300 | 24,250 | 102,150 | 893.81 |
| ST HILAIRE, PAUL B | 46,000 | 63,800 | 30,070 | 79,730 | 697.64 |
| ST LAURENT, THOMAS | 40,900 | 161,100 | 24,250 | 177,750 | 1,555.31 |
| ST ONGE, DANIEL R | 49,000 | 134,300 | 24,250 | 159,050 | 1,391.69 |
| ST PIERRE, CAROLE L | 42,600 | 144,500 | 24,250 | 162,850 | 1,424.94 |
| ST PIERRE, ROGER | 42,500 | 97,600 | 30,070 | 110,030 | 962.76 |
| ST PIERRE, TRAVIS | 44,600 | 24,100 | 0 | 68,700 | 601.13 |
| ST PIERRE, WILLIAM P | 55,100 | 133,200 | 24,250 | 164,050 | 1,435.44 |
| ST. PIERRE, TAYLOR W | 45,000 | 109,200 | 0 | 154,200 | 1,349.25 |
| STARKEY, SARAH A | 43,800 | 155,900 | 0 | 199,700 | 1,747.38 |
| STASULIS, ALLEN | 47,700 | 146,500 | 30,070 | 164,130 | 1,436.14 |
| STATE OF MAINE | 11,000 | 0 | 11,000 | 0 | 0 |
| STATE OF MAINE | 500 | 0 | 500 | 0 | 0 |
| STATE OF MAINE HIGHWAY | 50,400 | 231,900 | 282,300 | 0 | 0 |
| STE MARIE, DAVID | 33,600 | 0 | 0 | 33,600 | 294 |
| STEARNS, SHANNON S | 69,800 | 209,600 | 24,250 | 255,150 | 2,232.56 |
| STEEVES, JANET R | 37,700 | 111,200 | 30,070 | 118,830 | 1,039.76 |
| STEVENS, HOWARD B | 26,200 | 67,200 | 24,250 | 69,150 | 605.06 |
| STEVENS, KENNETH L | 43,700 | 100,900 | 0 | 144,600 | 1,265.25 |
| STEVENS, LAWRENCE | 47,700 | 111,400 | 24,250 | 134,850 | 1,179.94 |
| STEVENS, RANDY & DIANE | 78,200 | 73,400 | 0 | 151,600 | 1,326.50 |
| STEVENS, THOMAS C | 40,600 | 272,200 | 0 | 312,800 | 2,737.00 |
| STEVENS, WALTER A | 42,800 | 48,100 | 24,250 | 66,650 | 583.19 |
| STEWART, CLINTON | 47,000 | 113,000 | 24,250 | 135,750 | 1,187.81 |
| STEWART, BETH | 46,400 | 155,400 | 24,250 | 177,550 | 1,553.56 |
| STEWART, GLENN P | 91,500 | 66,600 | 0 | 158,100 | 1,383.38 |
| STEWART, IAN R | 45,500 | 89,400 | 0 | 134,900 | 1,180.38 |
| STEWART, JAMES | 63,100 | 0 | 0 | 63,100 | 552.13 |
| STEWART, PAUL R | 45,000 | 67,800 | 24,250 | 88,550 | 774.81 |

| Name | Land | Building | Exempt | Total Valuation | Taxes |
|------------------------|---------|----------|--------|-----------------|----------|
| STEWART, RUSSELL | 20,400 | 0 | 0 | 20,400 | 178.5 |
| STEWART, RUSSELL H | 76,400 | 185,000 | 24,250 | 237,150 | 2,075.06 |
| STEWART, RUSSELL H | 8,900 | 0 | 0 | 8,900 | 77.88 |
| STILPHEN, VICKI | 40,700 | 22,500 | 24,250 | 38,950 | 340.81 |
| STOCKWELL, ROGER | 47,700 | 34,600 | 24,250 | 58,050 | 507.94 |
| STONE, JANICE L | 95,800 | 94,900 | 24,250 | 166,450 | 1,456.44 |
| STOWE, MARK | 38,800 | 91,100 | 24,250 | 105,650 | 924.44 |
| STRETTON, KYLE | 46,500 | 193,800 | 24,250 | 216,050 | 1,890.44 |
| STROUT, SCOTT | 47,000 | 135,900 | 0 | 182,900 | 1,600.38 |
| STROUT, WENDELL A JR | 63,500 | 121,100 | 24,250 | 160,350 | 1,403.06 |
| STROUT, WENDELL ESTATE | 46,800 | 7,500 | 0 | 54,300 | 475.13 |
| STYVERSON, SCOTT A | 76,000 | 37,500 | 0 | 113,500 | 993.13 |
| SUERETH, ERIC T | 41,900 | 16,100 | 0 | 58,000 | 507.5 |
| SULLIVAN, MARK J | 45,900 | 72,800 | 0 | 118,700 | 1,038.63 |
| SUNCO INVESTMENTS LLC | 75,400 | 0 | 0 | 75,400 | 659.75 |
| SWANHOLM, CHRISTIAN B | 50,400 | 0 | 0 | 50,400 | 441 |
| SWANSON, RICHARD | 900 | 0 | 0 | 900 | 7.88 |
| SWINDLER, DEAN V | 73,800 | 26,400 | 0 | 100,200 | 876.75 |
| SYLVESTER, MICHAEL | 41,100 | 213,900 | 24,250 | 230,750 | 2,019.06 |
| SYLVIA, KATHIE | 42,800 | 148,200 | 24,250 | 166,750 | 1,459.06 |
| SZABO, VICTOR | 121,900 | 53,800 | 24,250 | 151,450 | 1,325.19 |
| TABOR, DARLENE | 40,800 | 109,800 | 24,250 | 126,350 | 1,105.56 |
| TABOR, DARLENE A | 25,800 | 0 | 0 | 25,800 | 225.75 |
| TABOR, KATELIN I | 42,200 | 92,500 | 24,250 | 110,450 | 966.44 |
| TACIT, LLC | 54,600 | 61,600 | 0 | 116,200 | 1,016.75 |
| TAMIAMI LLC | 49,100 | 76,700 | 0 | 125,800 | 1,100.75 |
| TAMMARO, LOUISE M | 44,600 | 0 | 0 | 44,600 | 390.25 |
| TANCREDE, DAMIEN | 50,800 | 94,700 | 0 | 145,500 | 1,273.13 |
| TANCREL, NORMAND A | 38,400 | 129,200 | 24,250 | 143,350 | 1,254.31 |
| TANTILLO, STEVEN W | 47,200 | 57,600 | 24,250 | 80,550 | 704.81 |
| TARDIE, CHARLES | 40,500 | 133,700 | 30,070 | 144,130 | 1,261.14 |
| TARDIF, DUANE R | 48,800 | 129,800 | 24,250 | 154,350 | 1,350.56 |
| TARDIF, DUANE R | 17,800 | 0 | 0 | 17,800 | 155.75 |
| TAYLOR, JAMES | 44,400 | 83,400 | 24,250 | 103,550 | 906.06 |
| TAYLOR, KEVIN S | 49,300 | 138,700 | 24,250 | 163,750 | 1,432.81 |
| TEACUTTER, DANNY L | 47,500 | 102,000 | 0 | 149,500 | 1,308.13 |
| TEACUTTER, DONALD | 40,700 | 159,400 | 24,250 | 175,850 | 1,538.69 |
| TECHNICAL SALES & | 66,300 | 452,700 | 0 | 519,000 | 4,541.25 |
| TERENZONI, THEODORE | 45,200 | 80,800 | 30,070 | 95,930 | 839.39 |
| TESTANI, KEITH B | 30,000 | 78,100 | 0 | 108,100 | 945.88 |
| THE RAY T GAGNE | 173,500 | 218,600 | 30,070 | 362,030 | 3,167.76 |
| THE RAY T GAGNE | 88,800 | 72,400 | 0 | 161,200 | 1,410.50 |

| Name | Land | Building | Exempt | Total Valuation | Taxes |
|-------------------------|---------|----------|--------|-----------------|----------|
| THE RAY T GAGNE | 71,100 | 500 | 0 | 71,600 | 626.5 |
| THE RAY T GAGNE | 0 | 0 | 0 | 0 | 0 |
| THEBERGE, PATRICIA A | 55,000 | 78,700 | 0 | 133,700 | 1,169.88 |
| THEBERGE, PETER H | 41,900 | 155,200 | 24,250 | 172,850 | 1,512.44 |
| THERIAULT, BRENDA J | 45,300 | 118,300 | 24,250 | 139,350 | 1,219.31 |
| THERIAULT, DARCIÉ M | 45,100 | 92,600 | 24,250 | 113,450 | 992.69 |
| THERIAULT, ROGER A | 56,700 | 222,900 | 24,250 | 255,350 | 2,234.31 |
| THERIAULT, RONALD O | 43,800 | 166,500 | 30,070 | 180,230 | 1,577.01 |
| THERIAULT, RYAN | 47,900 | 150,300 | 0 | 198,200 | 1,734.25 |
| THERIAULT, SHAWN D | 46,400 | 177,100 | 24,250 | 199,250 | 1,743.44 |
| THERRIAULT, MARC A | 42,000 | 253,600 | 24,250 | 271,350 | 2,374.31 |
| THERRIAULT, RANDY S | 42,200 | 185,100 | 24,250 | 203,050 | 1,776.69 |
| THERRIEN, JASON T | 50,400 | 97,800 | 0 | 148,200 | 1,296.75 |
| THERRIEN, TYSON | 46,900 | 145,400 | 24,250 | 168,050 | 1,470.44 |
| THERRIEN, WILLIAM T | 29,300 | 183,200 | 24,250 | 188,250 | 1,647.19 |
| THIBAUT, RODNEY D | 46,700 | 167,500 | 24,250 | 189,950 | 1,662.06 |
| THIBEAULT, JEREMY J | 63,200 | 202,400 | 0 | 265,600 | 2,324.00 |
| THIBODEAU, JEFFREY A | 47,500 | 109,800 | 24,250 | 133,050 | 1,164.19 |
| THIBODEAU, RICHARD J | 46,500 | 34,800 | 24,250 | 57,050 | 499.19 |
| THIBODEAU, RICHARD P | 55,200 | 60,500 | 0 | 115,700 | 1,012.38 |
| THIBODEAU, RICHARD P JR | 45,000 | 114,500 | 24,250 | 135,250 | 1,183.44 |
| THIBODEAU, RICHARD R JR | 58,900 | 0 | 0 | 58,900 | 515.38 |
| THIBODEAU, TROY A | 50,400 | 105,900 | 0 | 156,300 | 1,367.63 |
| THOMAS, WAYNE L | 45,400 | 122,200 | 24,250 | 143,350 | 1,254.31 |
| THOMPSON, ANDREW | 35,400 | 149,900 | 24,250 | 161,050 | 1,409.19 |
| THOMPSON, JEFFREY | 56,500 | 148,700 | 0 | 205,200 | 1,795.50 |
| THURLOW, JEFFREY | 45,900 | 145,100 | 0 | 191,000 | 1,671.25 |
| THURLOW, JEFFREY S | 47,700 | 72,100 | 0 | 119,800 | 1,048.25 |
| TIBBETTS, ANGELA D & | 63,800 | 24,700 | 0 | 88,500 | 774.38 |
| TIBBETTS, KAREN S | 49,000 | 105,900 | 0 | 154,900 | 1,355.38 |
| TIDSWELL, CORY E | 56,600 | 129,700 | 24,250 | 162,050 | 1,417.94 |
| TIGHE, MARY | 103,700 | 126,800 | 0 | 230,500 | 2,016.88 |
| TIMPANY, DONALD M | 50,400 | 205,400 | 24,250 | 231,550 | 2,026.06 |
| TIMPANY, JUNE | 54,200 | 48,100 | 24,250 | 78,050 | 682.94 |
| TOOTHAKER, JOSHUA | 42,300 | 120,900 | 0 | 163,200 | 1,428.00 |

| Name | Land | Building | Exempt | Total Valuation | Taxes |
|------------------------|---------|----------|--------|-----------------|----------|
| TOWNSEND LIVING TRUST | 48,200 | 106,100 | 24,250 | 130,050 | 1,137.94 |
| TRAVERS, SANDRA | 0 | 8,200 | 8,200 | 0 | 0 |
| TREPANIER, TARA S | 48,200 | 126,000 | 0 | 174,200 | 1,524.25 |
| TRIPLE A COATINGS INC | 47,500 | 116,600 | 0 | 164,100 | 1,435.88 |
| TRIPP, PETER M | 42,300 | 127,000 | 24,250 | 145,050 | 1,269.19 |
| TRUE, ANNE M | 37,700 | 71,700 | 0 | 109,400 | 957.25 |
| TRYTEK, JAMES T | 62,300 | 316,900 | 24,250 | 354,950 | 3,105.81 |
| TUCK FAMILY LIVING | 16,200 | 0 | 0 | 16,200 | 141.75 |
| TUCK FAMILY LIVING | 73,600 | 222,200 | 0 | 295,800 | 2,588.25 |
| TUCK FAMILY LIVING | 32,900 | 0 | 0 | 32,900 | 287.88 |
| TUCKER, JOHN & SARAH | 49,000 | 149,700 | 0 | 198,700 | 1,738.63 |
| TUFTS, BRUCE A | 49,100 | 111,800 | 24,250 | 136,650 | 1,195.69 |
| TURCOTTE, BRETT J | 40,000 | 179,400 | 0 | 219,400 | 1,919.75 |
| TURCOTTE, GEORGETTE, | 121,100 | 63,200 | 30,070 | 154,230 | 1,349.51 |
| TURCOTTE, LAWRENCE | 45,400 | 80,300 | 24,250 | 101,450 | 887.69 |
| TURCOTTE, MICHAEL S | 38,100 | 144,500 | 24,250 | 158,350 | 1,385.56 |
| TURCOTTE, MICHAEL SR | 40,300 | 21,600 | 24,250 | 37,650 | 329.44 |
| TURCOTTE, SUSAN TRUST | 42,800 | 85,800 | 24,250 | 104,350 | 913.06 |
| TURGEON, NORMAND F | 49,700 | 122,900 | 0 | 172,600 | 1,510.25 |
| TURGEON, RANDALL P | 34,000 | 75,100 | 0 | 109,100 | 954.63 |
| TURNER, DANA | 67,200 | 397,400 | 0 | 464,600 | 4,065.25 |
| TUTLIS, BRIAN G | 48,800 | 132,600 | 24,250 | 157,150 | 1,375.06 |
| TWIDWELL, KAREN E | 44,200 | 17,300 | 24,250 | 37,250 | 325.94 |
| UNIVERSALIST CHURCH | 29,100 | 70,700 | 99,800 | 0 | 0 |
| UPTOPIAN UNDERDOGS LLC | 59,000 | 64,600 | 0 | 123,600 | 1,081.50 |
| URQUHART, JAMES | 62,300 | 235,900 | 24,250 | 273,950 | 2,397.06 |
| URQUHART, PAMELA | 140,600 | 86,600 | 30,070 | 197,130 | 1,724.89 |
| VACHON, DEBORAH | 41,400 | 23,800 | 24,250 | 40,950 | 358.31 |
| VAILLANCOURT, JAMIE D | 47,700 | 176,900 | 24,250 | 200,350 | 1,753.06 |
| VAINIO, GARRET | 44,600 | 142,500 | 0 | 187,100 | 1,637.13 |
| VALENTINE, GERI | 141,500 | 254,800 | 24,250 | 372,050 | 3,255.44 |
| VALENTINE, GERI | 31,900 | 6,500 | 0 | 38,400 | 336 |
| VALENTINE, RICHARD S | 73,100 | 0 | 0 | 73,100 | 639.63 |
| VALENTINE, RICHARD S | 119,600 | 140,500 | 24,250 | 235,850 | 2,063.69 |
| VALENTINE, ROBERT | 92,000 | 61,600 | 0 | 153,600 | 1,344.00 |
| VALENTINE, ROBERT | 27,200 | 0 | 0 | 27,200 | 238 |
| VALENTINE, ROBERT | 17,400 | 0 | 0 | 17,400 | 152.25 |
| VALENTINE, ROBERT | 18,800 | 0 | 0 | 18,800 | 164.5 |
| VALENTINE, ROBERT | 21,300 | 0 | 0 | 21,300 | 186.38 |
| VALENTINE, ROBERT | 22,500 | 0 | 0 | 22,500 | 196.88 |
| VALENTINE, ROBERT | 22,500 | 0 | 0 | 22,500 | 196.88 |

| Name | Land | Building | Exempt | Total Valuation | Taxes |
|-------------------------|---------|----------|--------|-----------------|----------|
| VALENTINE, ROBERT | 9,600 | 0 | 0 | 9,600 | 84 |
| VALENTINE, ROBERT L | 39,200 | 0 | 0 | 39,200 | 343 |
| VALENTINE, ROBERT L | 45,500 | 0 | 0 | 45,500 | 398.13 |
| VALLERAND, JOHN W | 56,000 | 198,600 | 24,250 | 230,350 | 2,015.56 |
| VALLERAND, MARGARET | 110,100 | 181,700 | 24,250 | 267,550 | 2,341.06 |
| VALLERAND, MARGARET T | 98,600 | 0 | 0 | 98,600 | 862.75 |
| VALLEY CEMETERIES | 9,200 | 0 | 9,200 | 0 | 0 |
| VAN LENTEN, MICHAEL W | 47,700 | 81,500 | 30,070 | 99,130 | 867.39 |
| VAN-OOSTEN, PETER L & | 53,800 | 351,200 | 24,250 | 380,750 | 3,331.56 |
| VARNEY, CHARLES (86% | 216,200 | 185,300 | 24,250 | 377,250 | 3,300.94 |
| VARNEY, SCOTT | 35,700 | 121,000 | 24,250 | 132,450 | 1,158.94 |
| VARNUM, PATRICIA | 43,000 | 119,500 | 24,250 | 138,250 | 1,209.69 |
| VASILIAUSKAS, MARK | 37,000 | 82,600 | 28,130 | 91,470 | 800.36 |
| VEILLEUX, BONNIE B | 37,900 | 86,300 | 24,250 | 99,950 | 874.56 |
| VEILLEUX, ERIC T | 37,100 | 147,400 | 24,250 | 160,250 | 1,402.19 |
| VEILLEUX, ERIC T | 50,000 | 305,000 | 0 | 355,000 | 3,106.25 |
| VEILLEUX, PHILIP A | 46,500 | 21,800 | 0 | 68,300 | 597.63 |
| VEILLEUX, ROGER R | 3,300 | 0 | 0 | 3,300 | 28.88 |
| VEILLEUX, WALLACE | 46,900 | 182,100 | 24,250 | 204,750 | 1,791.56 |
| VEILLEUX, WALLACE N | 46,600 | 0 | 0 | 46,600 | 407.75 |
| VEINOTT, DONALD A | 36,400 | 40,500 | 24,250 | 52,650 | 460.69 |
| VENSKUS, KATHY | 84,300 | 64,100 | 0 | 148,400 | 1,298.50 |
| VERIZON WIRELESS | 0 | 41,900 | 0 | 41,900 | 366.63 |
| VERIZON WIRELESS | 0 | 41,900 | 0 | 41,900 | 366.63 |
| VERRILL, DALE R | 32,900 | 0 | 0 | 32,900 | 287.88 |
| VILES, LINDA C | 55,300 | 52,100 | 0 | 107,400 | 939.75 |
| VINCENT, DORIAN J A | 48,600 | 114,800 | 24,250 | 139,150 | 1,217.56 |
| VIOLET SUNSET LLC | 47,100 | 164,700 | 0 | 211,800 | 1,853.25 |
| VISTA OF MAINE VINEYARD | 2,300 | 0 | 0 | 2,300 | 20.13 |
| VISTA OF MAINE VINEYARD | 19,600 | 0 | 0 | 19,600 | 171.5 |
| VISTA OF MAINE VINEYARD | 134,500 | 0 | 0 | 134,500 | 1,176.88 |
| VISTA OF MAINE VINEYARD | 48,200 | 100,900 | 0 | 149,100 | 1,304.63 |
| VISTA OF MAINE VINEYARD | 147,200 | 372,400 | 0 | 519,600 | 4,546.50 |
| VISTA OF MAINE VINEYARD | 69,200 | 0 | 0 | 69,200 | 605.5 |
| VISTA OF MAINE VINEYARD | 35,200 | 0 | 0 | 35,200 | 308 |
| VISTA OF MAINE VINEYARD | 79,900 | 6,700 | 0 | 86,600 | 757.75 |
| VISTA OF MAINE VINEYARD | 3,000 | 0 | 0 | 3,000 | 26.25 |
| VISTA OF MAINE VINEYARD | 85,900 | 0 | 0 | 85,900 | 751.63 |
| VIVIAN, HARRY B | 44,900 | 40,400 | 24,250 | 61,050 | 534.19 |
| VOISINE, DONALD A JR | 46,800 | 84,800 | 24,250 | 107,350 | 939.31 |
| WALKER, BRENTON D | 44,000 | 20,600 | 0 | 64,600 | 565.25 |
| WALL, JAMES A | 40,500 | 0 | 0 | 40,500 | 354.38 |

| Name | Land | Building | Exempt | Total Valuation | Taxes |
|-------------------------|---------|----------|--------|-----------------|----------|
| WALLACE, JOHN P | 50,200 | 130,500 | 24,250 | 156,450 | 1,368.94 |
| WALLINGFORD, TRACY I | 57,400 | 160,800 | 24,250 | 193,950 | 1,697.06 |
| WALSH, MATTHEW R | 39,200 | 103,400 | 0 | 142,600 | 1,247.75 |
| WALTHER, SUSAN | 19,900 | 14,600 | 0 | 34,500 | 301.88 |
| WALTHER, SUSAN | 43,800 | 42,000 | 0 | 85,800 | 750.75 |
| WARD, JULIE | 73,100 | 23,100 | 0 | 96,200 | 841.75 |
| WARD, MELANIE D | 49,000 | 0 | 0 | 49,000 | 428.75 |
| WARD, MELANIE D | 11,400 | 0 | 0 | 11,400 | 99.75 |
| WARD, PHILIP S | 40,500 | 60,700 | 24,250 | 76,950 | 673.31 |
| WARD, RONALD K | 2,700 | 500 | 0 | 3,200 | 28 |
| WARD, RONALD K | 13,500 | 17,800 | 0 | 31,300 | 273.88 |
| WARD, RONALD K | 41,500 | 39,900 | 24,250 | 57,150 | 500.06 |
| WARD, RONALD K | 10,000 | 0 | 0 | 10,000 | 87.5 |
| WARD, ZACHARY T | 46,700 | 121,300 | 24,250 | 143,750 | 1,257.81 |
| WARNER, ANSEL | 111,400 | 199,500 | 24,250 | 286,650 | 2,508.19 |
| WARNER, KRISTIN B | 39,900 | 235,000 | 24,250 | 250,650 | 2,193.19 |
| WARNER, SCOTT & KRISTIN | 30,700 | 0 | 0 | 30,700 | 268.63 |
| WARREN, ERIC M | 40,200 | 95,900 | 24,250 | 111,850 | 978.69 |
| WARREN, LOUIS W | 42,400 | 19,400 | 24,250 | 37,550 | 328.56 |
| WARREN, MARK P | 46,800 | 59,900 | 24,250 | 82,450 | 721.44 |
| WASHBURN, STEPHEN D | 66,400 | 151,100 | 24,250 | 193,250 | 1,690.94 |
| WEBBER, DAVID | 52,200 | 109,000 | 24,250 | 136,950 | 1,198.31 |
| WEBSTER, CHRISTOPHER R | 46,500 | 7,000 | 0 | 53,500 | 468.13 |
| WEBSTER, DARWIN | 103,400 | 281,100 | 30,070 | 354,430 | 3,101.26 |
| WEBSTER, DARWIN L | 34,500 | 0 | 0 | 34,500 | 301.88 |
| WEBSTER, LARRY C | 45,500 | 139,700 | 0 | 185,200 | 1,620.50 |
| WEBSTER, RALPH L JR | 6,300 | 0 | 0 | 6,300 | 55.13 |
| WEEKS, FLOYSTON A JR | 47,200 | 130,000 | 24,250 | 152,950 | 1,338.31 |
| WEINER-SMITH, JENNIFER | 36,900 | 331,800 | 0 | 368,700 | 3,226.13 |
| WELLS, AIME J | 45,000 | 93,400 | 24,250 | 114,150 | 998.81 |
| WELLS, AMY T | 118,300 | 253,700 | 24,250 | 347,750 | 3,042.81 |
| WELLS, JOAN | 34,000 | 31,300 | 24,250 | 41,050 | 359.19 |
| WELLS, MICHAEL J | 56,900 | 92,300 | 24,250 | 124,950 | 1,093.31 |
| WEST SHORE IMPROVEMENT | 2,500 | 0 | 2,500 | 0 | 0 |
| WEST SHORE ROAD | 1,500 | 0 | 0 | 1,500 | 13.13 |
| WEST SHORE ROAD, | 6,600 | 0 | 6,600 | 0 | 0 |
| WESTON, ANDREW | 54,000 | 165,800 | 0 | 219,800 | 1,923.25 |
| WESTON, JAMES | 122,000 | 178,900 | 24,250 | 276,650 | 2,420.69 |
| WHEELER, JANE H | 26,400 | 1,100 | 0 | 27,500 | 240.63 |
| WHEELER, JANE H | 68,800 | 136,900 | 0 | 205,700 | 1,799.88 |
| WHEELER, PAUL F | 46,600 | 0 | 0 | 46,600 | 407.75 |
| WHEELER, SUSAN | 47,100 | 107,400 | 24,250 | 130,250 | 1,139.69 |

| Name | Land | Building | Exempt | Total Valuation | Taxes |
|-------------------------|---------|----------|--------|-----------------|----------|
| WHEELER, THOMAS A | 44,600 | 0 | 0 | 44,600 | 390.25 |
| WHITE FAMILY CAMPGROUND | 75,400 | 41,800 | 0 | 117,200 | 1,025.50 |
| WHITE FAMILY CAMPGROUND | 75,400 | 32,700 | 0 | 108,100 | 945.88 |
| WHITE, JASON | 43,300 | 159,700 | 0 | 203,000 | 1,776.25 |
| WHITE, JOHN L | 46,500 | 217,600 | 24,250 | 239,850 | 2,098.69 |
| WHITE, SHARON M | 47,000 | 73,200 | 0 | 120,200 | 1,051.75 |
| WHITE, SHELDON | 42,500 | 137,300 | 30,070 | 149,730 | 1,310.14 |
| WHITE, WALTER | 36,200 | 154,100 | 24,250 | 166,050 | 1,452.94 |
| WHITMORE, ALLEN | 54,600 | 31,000 | 24,250 | 61,350 | 536.81 |
| WIGHT, WILLOUGHBY T | 111,900 | 108,200 | 24,250 | 195,850 | 1,713.69 |
| WILBUR, PHILIP E | 57,200 | 199,900 | 24,250 | 232,850 | 2,037.44 |
| WILBUR, GLENN T | 45,000 | 81,800 | 0 | 126,800 | 1,109.50 |
| WILBUR, PHILIP E | 44,600 | 143,500 | 0 | 188,100 | 1,645.88 |
| WILBUR, RENA | 78,400 | 120,100 | 30,070 | 168,430 | 1,473.76 |
| WILBUR, RENA | 500 | 0 | 0 | 500 | 4.38 |
| WILBUR, SCOTT A | 46,500 | 139,000 | 24,250 | 161,250 | 1,410.94 |
| WILCOX, GREGORY P | 39,000 | 103,300 | 0 | 142,300 | 1,245.13 |
| WILD MOUNTAIN, LLC | 55,000 | 134,700 | 0 | 189,700 | 1,659.88 |
| WILLIAMS, CHAD M | 51,500 | 92,800 | 24,250 | 120,050 | 1,050.44 |
| WILLIAMS, JESSICA | 39,700 | 114,300 | 0 | 154,000 | 1,347.50 |
| WILLS, SHIRLEY | 59,200 | 127,100 | 24,250 | 162,050 | 1,417.94 |
| WILSON, ANDREA T | 42,200 | 116,900 | 0 | 159,100 | 1,392.13 |
| WILSON, SUZANNE | 47,400 | 157,700 | 24,250 | 180,850 | 1,582.44 |
| WINDISCHHOFER, KARL | 49,900 | 111,400 | 30,070 | 131,230 | 1,148.26 |
| WING, AMANDA M | 46,600 | 61,500 | 24,250 | 83,850 | 733.69 |
| WING, DAVID E | 65,600 | 151,100 | 24,250 | 192,450 | 1,683.94 |
| WINSHIP, LARRY E | 62,700 | 36,700 | 0 | 99,400 | 869.75 |
| WINSHIP, LARRY E | 78,200 | 40,900 | 0 | 119,100 | 1,042.13 |
| WINSLOW, JOSEPHINE | 0 | 1,400 | 0 | 1,400 | 12.25 |
| WITHAM, FREELAND C | 49,200 | 129,400 | 30,070 | 148,530 | 1,299.64 |
| WITHAM, MARLENE R | 86,600 | 169,600 | 24,250 | 231,950 | 2,029.56 |
| WITHEE, FRANK | 26,000 | 26,800 | 0 | 52,800 | 462 |
| WITHEE, FRANK | 42,000 | 64,200 | 24,250 | 81,950 | 717.06 |
| WITHERELL, FRANCIS | 38,600 | 80,700 | 24,250 | 95,050 | 831.69 |
| WOOD, ALAN | 87,500 | 126,100 | 24,250 | 189,350 | 1,656.81 |
| WOOD, ALAN G | 61,200 | 119,700 | 0 | 180,900 | 1,582.88 |
| WOOD, ALAN G | 33,400 | 0 | 0 | 33,400 | 292.25 |
| WOOD, ALAN G | 145,100 | 0 | 0 | 145,100 | 1,269.63 |
| WOOD, ALAN G | 34,000 | 0 | 0 | 34,000 | 297.5 |
| WOOD, DANIEL | 42,200 | 157,000 | 0 | 199,200 | 1,743.00 |
| WOOD, DANIEL F | 45,400 | 0 | 0 | 45,400 | 397.25 |
| WOOD, IAN A | 48,700 | 180,000 | 24,250 | 204,450 | 1,788.94 |

| Name | Land | Building | Exempt | Total Valuation | Taxes |
|----------------------|-----------------|------------|--------|-----------------|--------------|
| WOOD, JOHN & RAYMOND | 4,800 | 0 | 0 | 4,800 | 42 |
| WOOD, KIMBERLY | 121,000 | 179,200 | 0 | 300,200 | 2,626.75 |
| WOOD, STEPHEN | 190,400 | 343,200 | 24,250 | 509,350 | 4,456.81 |
| WOODARD, JON L | 42,200 | 94,300 | 24,250 | 112,250 | 982.19 |
| WOODARD, LENDALL R | 41,500 | 0 | 0 | 41,500 | 363.13 |
| WOODARD, LENDALL R | 49,700 | 43,800 | 28,130 | 65,370 | 571.99 |
| WOODBURY, KEVIN E | 48,300 | 215,600 | 24,250 | 239,650 | 2,096.94 |
| WOODMAN, ALICE J. F. | 74,000 | 15,200 | 0 | 89,200 | 780.5 |
| WORCESTER, AMANDA F | 39,500 | 151,700 | 24,250 | 166,950 | 1,460.81 |
| WORCESTER, MICHAEL J | 46,900 | 135,300 | 24,250 | 157,950 | 1,382.06 |
| WRAY, JEAN | 47,200 | 93,400 | 24,250 | 116,350 | 1,018.06 |
| WRIGHT, ADAM A | 45,200 | 123,900 | 24,250 | 144,850 | 1,267.44 |
| WRIGHT, IRENE C | 46,800 | 133,400 | 24,250 | 155,950 | 1,364.56 |
| WRIGHT, JEAN | 20,200 | 0 | 0 | 20,200 | 176.75 |
| WRIGHT, PAUL D | 92,900 | 47,700 | 0 | 140,600 | 1,230.25 |
| YOUNG, JOSEPH | 44,400 | 77,400 | 0 | 121,800 | 1,065.75 |
| YOUNG, RITA M | 45,200 | 84,800 | 24,250 | 105,750 | 925.31 |
| YOUNG, RITA M | 45,900 | 8,500 | 0 | 54,400 | 476 |
| ZIMIC, LAWRENCE R | 9,000 | 0 | 0 | 9,000 | 78.75 |
| ZIMIC, LAWRENCE R | 88,800 | 62,800 | 0 | 151,600 | 1,326.50 |
| ZIMIC, LAWRENCE R | 5,300 | 0 | 0 | 5,300 | 46.38 |
| ZINNINGER, RYAN A | 38,800 | 134,300 | 24,250 | 148,850 | 1,302.44 |
| ZUPANCIC, CATHY L | 60,200 | 158,500 | 30,070 | 188,630 | 1,650.51 |
| ZUPANCIC, DARLENE S | 45,100 | 159,200 | 24,250 | 180,050 | 1,575.44 |
| | Building | | | Total | Tax |
| | 236,708,000 | 36,514,340 | | 342,506,660 | 2,996,936.25 |

Personal Property Collection List - 2022

| Name | Total | Tax |
|--------------------------------|---------|----------|
| A & A HARDWARE INC | 25,000 | \$218.75 |
| ADT, LLC | 100 | 0.88 |
| AFFORDABLE WATER TREATMENT | 24,500 | 214.38 |
| AMERIGAS PROPANE LP | 700 | 6.13 |
| AMOS DEVELOPMENT CO, LLC | 150,000 | 1,312.50 |
| ARTISTIC MEMORIAL STUDIO, INC | 3,000 | 26.25 |
| ASPHALT SERVICES | 100,000 | 875.00 |
| AT&T MOBILITY LLC | 85,000 | 743.75 |
| BARKMAN INC | 12,000 | 105.00 |
| BATES, HAROLD & SANDRA | 36,900 | 322.88 |
| BEAUCHESNE'S FLOORING | 10,000 | 87.50 |
| BILL'S AUTO SALES & TRANSPORT | 38,000 | 332.50 |
| BILL'S REPAIR SERVICE | 1,400 | 12.25 |
| BLACK TIE CANNABIS | 25,400 | 222.25 |
| BLAIS MAPLE SYRUP | 10,000 | 87.50 |
| BRULE'S AUTO CLINIC | 12,000 | 105.00 |
| BUBIER CONSTRUCTION INC | 150,000 | 1,312.50 |
| BUBIER MEATS | 15,000 | 131.25 |
| BULL RUN STRIPING | 500 | 4.38 |
| BUSY LITTLE BEES | 5,000 | 43.75 |
| CENTRAL MAINE POWER COMPANY | 32,000 | 280.00 |
| CHABOTS CONSTRUCTION | 35,000 | 306.25 |
| CHEP USA | 0 | 0.00 |
| COCA-COLA BOTTLING OF NNE, INC | 2,600 | 22.75 |
| CONCRETE CONSTRUCTIVES | 12,000 | 105.00 |
| CSC SERVICWORKS INC | 1,400 | 12.25 |
| D COADY & SON | 34,300 | 300.13 |
| DAVE CADMAN CONSTRUCTION | 7,000 | 61.25 |
| DEERE CREDIT, INC | 0 | 0.00 |
| DELL EQUIPMENT FUNDING LP | 0 | 0.00 |
| DIRECTV LLC | 11,300 | 98.88 |
| DISH NETWORK | 13,500 | 118.13 |
| DONOVAN'S AUTO SALES | 6,000 | 52.50 |
| DUNNINGTON'S REPAIR SHOP | 3,000 | 26.25 |
| ELAVON INC | 1,000 | 8.75 |
| ELAZAR LETTERPRESS | 3,000 | 26.25 |
| ELITE BODY ESSENTIALS | 48,000 | 420.00 |
| EPIC NUTRITION | 5,000 | 43.75 |
| ERIC REED | 2,000 | 17.50 |
| EXCAVATE MAINE LLC | 109,200 | 955.50 |
| FAMILY DOLLAR STORES, 30912-FD | 68,500 | 599.38 |
| FARRIS CONSTRUCTION CO | 13,600 | 119.00 |
| FARRIS EQUIPMENT | 45,000 | 393.75 |
| FIRST DATA MERCHANT SVCS CORP | 200 | 1.75 |
| FLEET TRUCK & REFRIGERATION, I | 20,000 | 175.00 |
| FRED'S COFFEE | 300 | 2.63 |
| FUTURE POOLS AND SPAS | 30,000 | 262.50 |
| GETCHELL BROS.INC | 1,500 | 13.13 |

Personal Property Collection List - 2022

| Name | Total | Tax |
|--------------------------------|---------|------------|
| GIPOP | 183,600 | \$1,606.50 |
| GLENROCK SPRING | 25,000 | 218.75 |
| GOWELL'S SHOP & SAVE | 200,000 | 1,750.00 |
| GRAYHAWK LEASING LLC | 7,200 | 63.00 |
| GREENE VILLAGE PHARMACY | 10,000 | 87.50 |
| HALLMARK MARKETING COMPANY, LL | 1,000 | 8.75 |
| HANNAGAN'S GARAGE | 15,000 | 131.25 |
| HOBIE'S HOME HEATING | 5,000 | 43.75 |
| HUGHES NETWORK SYSTEMS, LLC | 2,400 | 21.00 |
| HURRICANES PREMIUM SOUP & CHOW | 12,000 | 105.00 |
| INDEPENDENT POWER | 6,300 | 55.13 |
| JKA MAINE ACADEMY | 4,000 | 35.00 |
| JTH MASONRY | 5,000 | 43.75 |
| K 9 KIDZ | 6,700 | 58.63 |
| KTF FLOORING | 0 | 0.00 |
| L & M FIRE WOOD | 16,700 | 146.13 |
| L & R MOTORS | 2,300 | 20.13 |
| LABELLE'S HAIR SALON | 500 | 4.38 |
| LEAF CAPITAL FUNDING, LLC | 3,500 | 30.63 |
| LEGUZ PROPERTY SERVICES | 50,000 | 437.50 |
| LINDE | 0 | 0.00 |
| LINDY'S AUTO LLC | 12,000 | 105.00 |
| MAC'S CONVENIENCE STORES, LLC | 267,100 | 2,337.13 |
| MBK | 3,000 | 26.25 |
| MORGAN'S SERVICE STATION | 28,500 | 249.38 |
| MORISSETTE'S GARAGE | 7,500 | 65.63 |
| MOWER'S MARKET | 15,000 | 131.25 |
| NICK'S SPEED SHOP | 15,000 | 131.25 |
| NOONAN'S WILDLIFE SERVICES | 0 | 0.00 |
| NPRTO NORTH EAST, LLC | 0 | 0.00 |
| NuCO2 SUPPLY LLC | 800 | 7.00 |
| NYE'S WELDING INC | 2,900 | 25.38 |
| PERKINS TRUCK & TRAILER | 35,000 | 306.25 |
| PNC EQUIPMENT FINANCE | 0 | 0.00 |
| POULIN & SON WHEEL ALINGMENT | 5,800 | 50.75 |
| RAY THE ELECTRICIAN | 5,000 | 43.75 |
| RBI PROPERTIES, LLC | 26,900 | 235.38 |
| RESIDENTIAL FIRE PROTECTION | 5,000 | 43.75 |
| RHYME & REASON EARLY LEARNING | 15,000 | 131.25 |
| RICHARD BELANGER CONST | 1,000 | 8.75 |
| RICHARD BELANGER CONSTRUCTION | 1,000 | 8.75 |
| ROGER'S RELIABLE AUTO SERVICE | 7,800 | 68.25 |
| SCIENTIFIC GAMES INC | 2,900 | 25.38 |
| SEDGLEY PLACE | 40,000 | 350.00 |
| SHERRY'S KIDS CHILDCARE | 4,800 | 42.00 |
| SPECTRUM NORTHEAST, LLC | 976,000 | 8,540.00 |
| STEEL IT | 8,000 | 70.00 |
| STEPPING STONES EARLY LEARNING | 5,000 | 43.75 |
| SURVEYWORKS INC | 0 | 0.00 |
| TECHNICAL SALES & SERVICE OF N | 80,100 | 700.88 |

Personal Property Collection List - 2022

| Name | Total | Tax |
|--------------------------------|--------------|-------------|
| THANKFUL HEARTS | 3,400 | 29.75 |
| THE MEADOWS | 87,300 | 763.88 |
| TERRIAULT PERFORMANCE AUTO RE | 5,000 | 43.75 |
| TRIPLE A COATINGS & FORM PRO | 15,000 | 131.25 |
| UNITED PIPING & WELDING INC | 12,100 | 105.88 |
| US CELLULAR/GREENE USF | 71,500 | 625.63 |
| VAL-GREENE FARM | 6,500 | 56.88 |
| VERONICAS CREATIONS | 3,000 | 26.25 |
| VIASAT INC. | 800 | 7.00 |
| VISTA MAINE VINEYARDS & CIDERY | 10,000 | 87.50 |
| WANSKER, PAMELA T DO | 9,700 | 84.88 |
| WELLS FARGO FINANCIAL LEASING | 0 | 0.00 |
| WELLS FARGO VENDER FINANCIAL L | 0 | 0.00 |
| WILBUR'S ANTIQUES | 3,000 | 26.25 |
| WILLIAMS SCOTSMAN INC | 1,400 | 12.25 |
| | Total | Tax |
| | \$3,565,900 | \$31,201.77 |



Proven Expertise & Integrity

June 27, 2023

Selectboard
Town of Greene
220 Main Street
Greene, Maine 04236

We were engaged by the Town of Greene, Maine and have audited the financial statements of the Town of Greene, Maine as of and for the six months ended June 30, 2022. The following statements and schedules have been excerpted from the 2022 financial statements, a complete copy of which, including our opinion thereon, will be available for inspection at the Town Office.

Included herein are:

| | |
|---|-------------|
| Budgetary Comparison Schedule - Budgetary Basis - Budget and Actual - General Fund | Schedule 1 |
| Balance Sheet - Governmental Funds | Statement C |
| Statement of Revenues, Expenditures and Changes in Fund Balances - Governmental Funds | Statement E |
| Schedule of Departmental Operations - General Fund | Schedule B |
| Combining Balance Sheet - Nonmajor Governmental Funds | Schedule C |
| Combining Schedule of Revenues, Expenditures and Changes in Fund Balances - Nonmajor Governmental Funds | Schedule D |

RHR Smith & Company

Certified Public Accountants

3 Old Orchard Road, Buxton, Maine 04093
Tel: (800) 300-7708 (207) 929-4606 Fax: (207) 929-4609
www.rhrsmith.com

TOWN OF GREENE, MAINE

BUDGETARY COMPARISON SCHEDULE - BUDGETARY BASIS
 BUDGET AND ACTUAL - GENERAL FUND
 FOR THE SIX MONTHS ENDED JUNE 30, 2022

| | Budgeted Amounts | | Actual Amounts | Variance Positive (Negative) |
|---------------------------------------|---------------------|---------------------|---------------------|------------------------------------|
| | Original | Final | | |
| Budgetary Fund Balance - January 1 | \$ 1,664,215 | \$ 1,664,215 | \$ 1,664,215 | \$ - |
| Resources (Inflows): | | | | |
| Property taxes | 3,028,135 | 3,028,135 | 2,846,118 | (182,017) |
| Excise taxes | 443,100 | 443,100 | 510,896 | 67,796 |
| Intergovernmental | 375,332 | 375,332 | 500,932 | 125,600 |
| Charge for services | 23,799 | 23,799 | 50,081 | 26,282 |
| Interest on taxes | 9,000 | 9,000 | 13,619 | 4,619 |
| Interest income | 1,250 | 1,250 | 1,227 | (23) |
| Other revenues | 7,050 | 7,050 | 4,096 | (2,954) |
| Amounts Available for Appropriation | <u>5,551,881</u> | <u>5,551,881</u> | <u>5,591,184</u> | <u>39,303</u> |
| Charges to Appropriations (Outflows): | | | | |
| General government | 350,793 | 350,793 | 390,667 | (39,874) |
| Public safety | 108,032 | 108,032 | 114,223 | (6,191) |
| Public works | 290,282 | 290,282 | 370,188 | (79,906) |
| Health and sanitation | 132,292 | 132,292 | 108,241 | 24,051 |
| Recreation | 6,625 | 6,625 | 5,460 | 1,165 |
| Education | 2,139,628 | 2,139,628 | 2,173,839 | (34,211) |
| Unclassified | 107,516 | 107,516 | 14,217 | 93,299 |
| County tax | 233,580 | 233,580 | - | 233,580 |
| Debt service: | | | | |
| Principal | 258,467 | 258,467 | 118,483 | 139,984 |
| Interest | 6,787 | 6,787 | 6,787 | - |
| Transfers to other funds | 253,664 | 253,664 | 248,664 | 5,000 |
| Total Charges to Appropriations | <u>3,887,666</u> | <u>3,887,666</u> | <u>3,550,769</u> | <u>336,897</u> |
| Budgetary Fund Balance - June 30 | <u>\$ 1,664,215</u> | <u>\$ 1,664,215</u> | <u>\$ 2,040,415</u> | <u>\$ 376,200</u> |

See accompanying independent auditor's report and notes to financial statements.

STATEMENT C

TOWN OF GREENE, MAINE

BALANCE SHEET - GOVERNMENTAL FUNDS
JUNE 30, 2022

| | General Fund | Thompson Trust Fund | Other Governmental Funds | Total Governmental Funds |
|---|---------------------|---------------------------|--------------------------------|--------------------------------|
| ASSETS | | | | |
| Cash and cash equivalents | \$ 2,477,850 | \$ 6,481 | \$ 880,142 | \$ 3,364,473 |
| Investments | - | 2,101,578 | - | 2,101,578 |
| Accounts receivable (net of allowance for uncollectibles): | | | | |
| Taxes | 579,363 | - | - | 579,363 |
| Liens | 25,285 | - | - | 25,285 |
| Other | 252,768 | - | - | 252,768 |
| Tax acquired property | 19,194 | - | - | 19,194 |
| Due from other funds | 102,895 | - | 734,003 | 836,898 |
| TOTAL ASSETS | \$ 3,457,355 | \$ 2,108,059 | \$ 1,614,145 | \$ 7,179,559 |
| LIABILITIES | | | | |
| Accounts payable | \$ 63,512 | \$ - | \$ - | \$ 63,512 |
| Payroll liabilities | 383 | - | - | 383 |
| Due to other governments | 21,575 | - | - | 21,575 |
| Due to other funds | 734,003 | 84 | 102,811 | 836,898 |
| TOTAL LIABILITIES | 819,473 | 84 | 102,811 | 922,368 |
| DEFERRED INFLOWS OF RESOURCES | | | | |
| Deferred tax revenue | 540,550 | - | - | 540,550 |
| Prepaid taxes | 56,917 | - | - | 56,917 |
| TOTAL DEFERRED INFLOWS OF RESOURCES | 597,467 | - | - | 597,467 |
| FUND BALANCES | | | | |
| Nonspendable | 19,194 | 180,700 | 43,100 | 242,994 |
| Restricted | - | 1,927,275 | 355,376 | 2,282,651 |
| Committed | 22,500 | - | - | 22,500 |
| Assigned | - | - | 1,112,858 | 1,112,858 |
| Unassigned | 1,998,721 | - | - | 1,998,721 |
| TOTAL FUND BALANCES | 2,040,415 | 2,107,975 | 1,511,334 | 5,659,724 |
| TOTAL LIABILITIES, DEFERRED INFLOWS OF RESOURCES AND FUND BALANCES | \$ 3,457,355 | \$ 2,108,059 | \$ 1,614,145 | \$ 7,179,559 |

See accompanying independent auditor's report and notes to the financial statements.

STATEMENT E

TOWN OF GREENE, MAINE

STATEMENT OF REVENUES, EXPENDITURES AND CHANGES IN FUND
BALANCES - GOVERNMENTAL FUNDS
FOR THE SIX MONTHS ENDED JUNE 30, 2022

| | General Fund | Thompson Trust Fund | Other Governmental Funds | Total Governmental Funds |
|--|---------------------|---------------------------|--------------------------------|--------------------------------|
| REVENUES | | | | |
| Taxes: | | | | |
| Property | \$ 2,846,118 | \$ - | \$ - | \$ 2,846,118 |
| Excise | 510,896 | - | - | 510,896 |
| Intergovernmental | 500,932 | - | 645 | 501,577 |
| Charges for services | 50,081 | - | 229,400 | 279,481 |
| Investment income, net gains/(losses) | - | (443,569) | - | (443,569) |
| Miscellaneous revenues | 18,942 | - | 25,378 | 44,320 |
| TOTAL REVENUES | 3,926,969 | (443,569) | 255,423 | 3,738,823 |
| EXPENDITURES | | | | |
| Current: | | | | |
| General government | 390,667 | - | - | 390,667 |
| Public safety | 114,223 | - | - | 114,223 |
| Public works | 370,188 | - | - | 370,188 |
| Health and sanitation | 108,241 | - | - | 108,241 |
| Recreation | 5,460 | - | - | 5,460 |
| Unclassified | 14,217 | 9,959 | 142,410 | 166,586 |
| Education | 2,173,839 | - | - | 2,173,839 |
| Capital outlay | - | - | 69,611 | 69,611 |
| Debt service: | | | | |
| Principal | 118,483 | - | - | 118,483 |
| Interest | 6,787 | - | - | 6,787 |
| TOTAL EXPENDITURES | 3,302,105 | 9,959 | 212,021 | 3,524,085 |
| EXCESS REVENUES OVER (UNDER) EXPENDITURES | 624,864 | (453,528) | 43,402 | 214,738 |
| OTHER FINANCING SOURCES (USES) | | | | |
| Transfers in | - | - | 248,664 | 248,664 |
| Transfers (out) | (248,664) | - | - | (248,664) |
| TOTAL OTHER FINANCING SOURCES (USES) | (248,664) | - | 248,664 | - |
| NET CHANGE IN FUND BALANCES | 376,200 | (453,528) | 292,066 | 214,738 |
| FUND BALANCES - JANUARY 1 | 1,664,215 | 2,561,503 | 1,219,268 | 5,444,986 |
| FUND BALANCES - JUNE 30 | \$ 2,040,415 | \$ 2,107,975 | \$ 1,511,334 | \$ 5,659,724 |

See accompanying independent auditor's report and notes to financial statements.

SCHEDULE B

TOWN OF GREENE, MAINE

SCHEDULE OF DEPARTMENTAL OPERATIONS - GENERAL FUND
FOR THE SIX MONTHS ENDED JUNE 30, 2022

| | Original Budget | Budget Adjustments | Final Budget | Actual | Variance Positive (Negative) |
|------------------------|--------------------|-----------------------|-----------------|----------------|---------------------------------|
| EXPENDITURES | | | | | |
| General government: | | | | | |
| Administration | \$ 333,193 | \$ - | \$ 333,193 | \$ 371,073 | \$ (37,880) |
| Assessing | 17,000 | - | 17,000 | 17,750 | (750) |
| Planning board | 500 | - | 500 | 1,844 | (1,344) |
| Appeals board | 100 | - | 100 | - | 100 |
| | <u>350,793</u> | <u>-</u> | <u>350,793</u> | <u>390,667</u> | <u>(39,874)</u> |
| Public safety: | | | | | |
| Fire protection | 96,762 | - | 96,762 | 104,727 | (7,965) |
| Emergency management | 1,000 | - | 1,000 | 150 | 850 |
| Street lights | 3,788 | - | 3,788 | 2,975 | 813 |
| Animal control | 6,482 | - | 6,482 | 6,371 | 111 |
| | <u>108,032</u> | <u>-</u> | <u>108,032</u> | <u>114,223</u> | <u>(6,191)</u> |
| Public works: | | | | | |
| Road maintenance | 290,282 | - | 290,282 | 370,188 | (79,906) |
| | <u>290,282</u> | <u>-</u> | <u>290,282</u> | <u>370,188</u> | <u>(79,906)</u> |
| Health and sanitation: | | | | | |
| Transfer station | 132,292 | - | 132,292 | 108,241 | 24,051 |
| | <u>132,292</u> | <u>-</u> | <u>132,292</u> | <u>108,241</u> | <u>24,051</u> |

SCHEDULE B (CONTINUED)

TOWN OF GREENE, MAINE

SCHEDULE OF DEPARTMENTAL OPERATIONS - GENERAL FUND
FOR THE SIX MONTHS ENDED JUNE 30, 2022

| | Original Budget | Budget Adjustments | Final Budget | Actual | Variance Positive (Negative) |
|----------------------|--------------------|-----------------------|-----------------|-----------|---------------------------------|
| County tax | 233,580 | - | 233,580 | - | 233,580 |
| Education | 2,139,628 | - | 2,139,628 | 2,173,839 | (34,211) |
| Recreation: | | | | | |
| Parks and recreation | 4,775 | - | 4,775 | 1,219 | 3,556 |
| Library | 1,850 | - | 1,850 | 4,241 | (2,391) |
| | 6,625 | - | 6,625 | 5,460 | 1,165 |
| Unclassified: | | | | | |
| Cemetery care | 1,750 | - | 1,750 | - | 1,750 |
| General assistance | 2,200 | - | 2,200 | - | 2,200 |
| Charities | 3,700 | - | 3,700 | 3,700 | - |
| Conservation | 750 | - | 750 | 569 | 181 |
| Overlay | 99,116 | - | 99,116 | 9,948 | 89,168 |
| | 107,516 | - | 107,516 | 14,217 | 93,299 |

TOWN OF GREENE, MAINE

SCHEDULE B (CONTINUED)

SCHEDULE OF DEPARTMENTAL OPERATIONS - GENERAL FUND
FOR THE SIX MONTHS ENDED JUNE 30, 2022

| | Original Budget | Budget Adjustments | Final Budget | Actual | Variance Positive (Negative) |
|-------------------------------|---------------------|-----------------------|---------------------|---------------------|---------------------------------|
| Debt service: | | | | | |
| Principal | 258,467 | - | 258,467 | 118,483 | 139,984 |
| Interest | 6,787 | - | 6,787 | 6,787 | - |
| | <u>265,254</u> | <u>-</u> | <u>265,254</u> | <u>125,270</u> | <u>139,984</u> |
| Transfers to other funds: | | | | | |
| Capital projects funds | 222,500 | - | 222,500 | 217,500 | 5,000 |
| Permanent funds | 31,164 | - | 31,164 | 31,164 | - |
| | <u>253,664</u> | <u>-</u> | <u>253,664</u> | <u>248,664</u> | <u>5,000</u> |
| Total Departmental Operations | <u>\$ 3,887,666</u> | <u>\$ -</u> | <u>\$ 3,887,666</u> | <u>\$ 3,550,769</u> | <u>\$ 336,897</u> |

See accompanying independent auditor's report and notes to the financial statements.

TOWN OF GREENE, MAINE

COMBINING BALANCE SHEET - NONMAJOR GOVERNMENTAL FUNDS
JUNE 30, 2022

| | Special Revenue Funds | Capital Projects Funds | Permanent Funds | Total Nonmajor Governmental Funds |
|--|-----------------------------|------------------------------|--------------------|---|
| ASSETS | | | | |
| Cash and cash equivalents | \$ 113,307 | \$ 699,118 | \$ 67,717 | \$ 880,142 |
| Due from other funds | 345,568 | 378,675 | 9,760 | 734,003 |
| TOTAL ASSETS | <u>\$ 458,875</u> | <u>\$ 1,077,793</u> | <u>\$ 77,477</u> | <u>\$ 1,614,145</u> |
| LIABILITIES | | | | |
| Due to other funds | \$ - | \$ 102,811 | \$ - | \$ 102,811 |
| TOTAL LIABILITIES | <u>-</u> | <u>102,811</u> | <u>-</u> | <u>102,811</u> |
| FUND BALANCES | | | | |
| Nonspendable | - | - | 43,100 | 43,100 |
| Restricted | 320,999 | - | 34,377 | 355,376 |
| Committed | - | - | - | - |
| Assigned | 137,876 | 974,982 | - | 1,112,858 |
| Unassigned | - | - | - | - |
| TOTAL FUND BALANCES | <u>458,875</u> | <u>974,982</u> | <u>77,477</u> | <u>1,511,334</u> |
| TOTAL LIABILITIES AND FUND BALANCES | <u>\$ 458,875</u> | <u>\$ 1,077,793</u> | <u>\$ 77,477</u> | <u>\$ 1,614,145</u> |

See accompanying independent auditor's report and notes to the financial statements.

TOWN OF GREENE, MAINE

COMBINING SCHEDULE OF REVENUES, EXPENDITURES AND CHANGES
IN FUND BALANCES - NONMAJOR GOVERNMENTAL FUNDS
FOR THE SIX MONTHS ENDED JUNE 30, 2022

| | Special Revenue Funds | Capital Projects Funds | Permanent Funds | Total Nonmajor Governmental Funds |
|---|-----------------------------|------------------------------|--------------------|---|
| REVENUES | | | | |
| Intergovernmental | \$ 229,400 | \$ - | \$ - | \$ 229,400 |
| Interest income | 85 | 527 | 33 | 645 |
| Other income | 25,188 | - | 190 | 25,378 |
| TOTAL REVENUES | <u>254,673</u> | <u>527</u> | <u>223</u> | <u>255,423</u> |
| EXPENDITURES | | | | |
| Capital outlay | - | 69,611 | - | 69,611 |
| Other | 110,788 | 2,243 | 29,379 | 142,410 |
| TOTAL EXPENDITURES | <u>110,788</u> | <u>71,854</u> | <u>29,379</u> | <u>212,021</u> |
| EXCESS OF REVENUES OVER (UNDER) EXPENDITURES | <u>143,885</u> | <u>(71,327)</u> | <u>(29,156)</u> | <u>43,402</u> |
| OTHER FINANCING SOURCES (USES) | | | | |
| Transfers in | - | 217,500 | 31,164 | 248,664 |
| Transfers (out) | - | - | - | - |
| TOTAL OTHER FINANCING SOURCES (USES) | <u>-</u> | <u>217,500</u> | <u>31,164</u> | <u>248,664</u> |
| NET CHANGE IN FUND BALANCES | 143,885 | 146,173 | 2,008 | 292,066 |
| FUND BALANCES - JANUARY 1 | <u>314,990</u> | <u>828,809</u> | <u>75,469</u> | <u>1,219,268</u> |
| FUND BALANCES - JUNE 30 | <u>\$ 458,875</u> | <u>\$ 974,982</u> | <u>\$ 77,477</u> | <u>\$ 1,511,334</u> |

See accompanying independent auditor's report and notes to the financial statements.

NOTES:

Telephone Directory

Animal Control Officer - Wendell Strout, Jr. _____ 212-2395

Cable TV - Spectrum Cable _____ 1 (888) 369-2408

Code Enforcement Officer – Brent Armstrong _____ 946-5146 office 415-8139 cell

EMERGENCY _____ FIRE/POLICE/RESCUE _____ 911

Fire Permits-Free online at www.wardensreport.com

Greene Highway Garage – Gary Bedford, Foreman _____ 946-6089

Greene Town Office _____ M 8:30-7 T-F 8:30-4 _____ 946-5146

Greene Town Office _____ Fax _____ 946-2102

Health Office – Lyndsy Turmel _____ 240-7293

Julia Adams Morse Library - Tuesday-Thursday 12-7 Friday & Saturday 9-3 _____ 946-5544

MDOT State Garage Winthrop Division _____ 377-8117

MSAD 52 _____ Adult Education _____ 225-1000 Option 3

MSAD 52 _____ Greene Central _____ 946-5681

MSAD 52 _____ Leavitt Area High School __ 1-800-498-8014 _____ 225-1100

MSAD 52 _____ Tripp Middle School _____ 1-800-498-8013 _____ 225-1070

MSAD 52 _____ School Board Director _____ Brooke Nadeau _____ 740-8123

MSAD 52 _____ School Board Director _____ Kyle Purington _____ 347-0998

MSAD 52 _____ School Board Director _____ Anthony Shostak _____ 946-3517

MSAD 52 _____ Superintendent _____ Cari Medd _____ 225-1000 Option 1

Plumbing Inspector- Brent Armstrong _____ 946-5146 office 415-8039 cell

Post Office _____ 946-5000

Selectman _____ Glenn Chateauvert _____ 689-5372

Selectman _____ Amanda Leclerc _____ 577-7742

Selectman _____ Kevin Mower _____ 946-5587

Selectman _____ Anthony Reny _____ 576-3604

Selectman _____ John Soucy _____ 576-4852

Town Manager _____ Carol Buzzell _____ 946-5146

Transfer Station _____ Wed, Fri, Sat 8-4 _____ 946-2093

WGLT TV7 _____ Greene Local Access Station _____ 946-5146

Save this page for reference